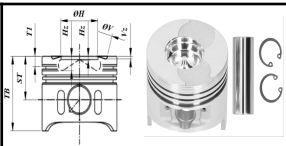


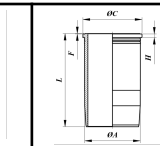







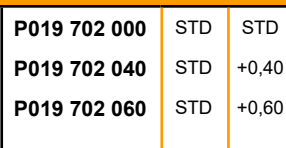
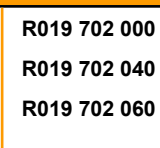









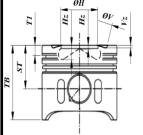



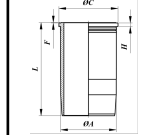









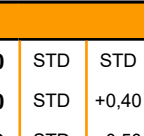







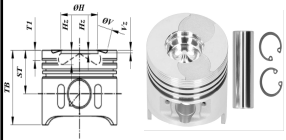


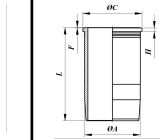








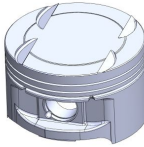




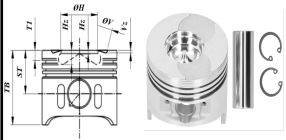


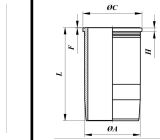







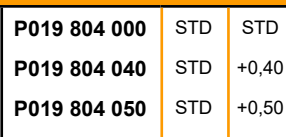
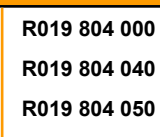

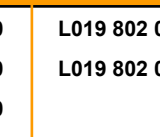
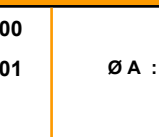





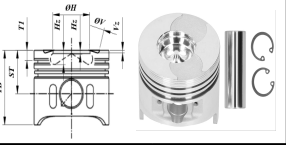


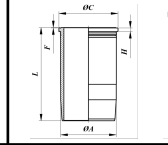





















ALFA ROMEO		P019 701				Ø74,00		
     	 <p><b>Ø74</b></p> <p>SP 4</p> <p><b>Benzin Engine:</b> Giulia 1300 Super, Giulia GT 1300 Super, GT 1300 Junior, Spider 1300</p> <p><b>AR 00530</b> R4 Benzin, 8 V 1290 cm<sup>3</sup> 64 kW (87 PS)</p>	<b>P019 701 000</b> STD STD <b>P019 701 040</b> STD +0,40 <b>P019 701 060</b> STD +0,60	<b>R019 701 000</b> <b>R019 701 040</b> <b>R019 701 060</b>	<b>S019 701 000</b> <b>S019 701 040</b> <b>S019 701 060</b>	<b>L019 701 000</b>	STD	<b>K019 701 000</b>	
	ST : 32,50 TB : 79,10 ØH : 56,50 Hz : 13,60 Hx/y : 0,00 0,00 ØV : 37,50 37,50 Vz : -2,00 -2,00 T1 : 57,40	<b>R01</b>  1,50 SR.R <b>R21</b>  1,75 SR.R <b>R33</b>  4,00 SR.R	Type : DS Coating : Ø A : 80,5 Ø C : H : 89,20 L : 139 F :	Montaj Yüksekliği				
 <p>20,00 x 63,50 x 13,00</p>								
ALFA ROMEO		P019 702				Ø74,00		
     	 <p><b>Ø74</b></p>	<b>P019 702 000</b> STD STD <b>P019 702 040</b> STD +0,40 <b>P019 702 060</b> STD +0,60	<b>R019 702 000</b> <b>R019 702 040</b> <b>R019 702 060</b>	<b>S019 702 000</b> <b>S019 702 040</b> <b>S019 702 060</b>				
	ST : 32,50 TB : 79,10 ØH : 56,50 Hz : 13,60 Hx/y : 0,00 0,00 ØV : 41,00 41,00 Vz : -2,00 -2,00 T1 : 57,40	<b>R01</b>  1,50 SR.R <b>R21</b>  1,75 SR.R <b>R33</b>  4,00 SR.R	Montaj Yüksekliği					
 <p>20,00 x 63,50 x 13,00</p>								

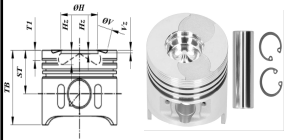


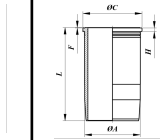







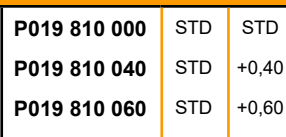
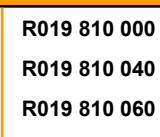









ALFA ROMEO		P019 703				Ø78,00		
      	<b>P019 703 000</b> <b>P019 703 040</b> <b>P019 703 060</b>	STD STD STD	STD +0,40 +0,60	<b>R019 703 000</b> <b>R019 703 040</b> <b>R019 703 060</b>	<b>S019 703 000</b> <b>S019 703 040</b> <b>S019 703 060</b>	<b>L019 702 000</b>	STD	<b>K019 703 000</b>
	 <p><b>Ø78</b></p> <p>SP 4</p> <p><b>Benzin Engine:</b> Giulia 1600 Super, Giulia GT 1600 Super, Spider 1600, Alfetta 1.6, Alfetta GT 1.6, Giulietta 1.6, 75 1.6</p> <p><b>AR 00526 / AR 00536 / AR 01600 / AR 06100</b> R4 Benzin, 1567 cm<sup>3</sup> 71-81 kW / 79-80 kW (97-110 PS)</p>	ST : 34,30 TB : 82,50 ØH : 57,00 Hz : 15,20 Hx/y : 0,00    0,00 ØV : 43,00    43,00 Vz : -3,50    -3,50 T1 : 58,90	<b>R01</b>  1,50 SR.R <b>R21</b>  1,75 SR.R <b>R33</b>  4,00 SR.R	Type : W Coating : Ø A : 84,00 Ø C : 94 H : 95,50 L : 150 F :		Montaj Yüksekliği		
 <p>22,00 x 67,50 x 15,00</p>								
ALFA ROMEO		P019 704				Ø78,00		
   	<b>P019 704 000</b> <b>P019 704 040</b> <b>P019 704 050</b>	STD STD STD	STD +0,40 +0,50	<b>R019 704 000</b> <b>R019 704 040</b> <b>R019 704 050</b>	<b>S019 704 000</b> <b>S019 704 040</b> <b>S019 704 050</b>			
	 <p><b>Ø78</b></p>	ST : 33,50 TB : 82,50 ØH : 55,50 Hz : 16,00 Hx/y : 0,00    0,00 ØV : 44,00    44,00 Vz : -2,85    -2,85 T1 : 58,70	<b>R01</b>  1,50 SR.R <b>R21</b>  1,75 SR.R <b>R33</b>  4,00 SR.R	Montaj Yüksekliği				
 <p>22,00 x 67,50 x 15,00</p>								

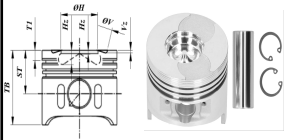









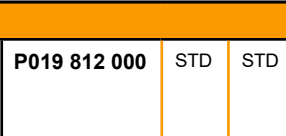
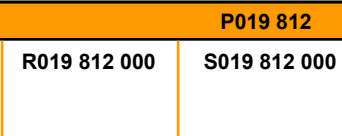

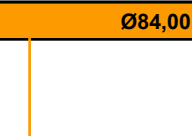





ALFA ROMEO		P019 801				Ø80,00			
     	 <p><b>Ø80</b></p> <p>SP 4</p> <p><b>Benzin Engine:</b> 17550-2000 1750, Berlina 1.8, GT V 1750, Spider 1750, Alfetta 1.8, Alfetta GT 1.8, Berlina 1.8, 75 1.8, 90 1.8. <b>AR 00526 / AR 00536 / AR 01600 / AR 06100</b> R4 Benzin, 1567 cm<sup>3</sup> 71-81 kW / 79-80 kW (97-110 PS)</p>	<b>P019 801 000</b> STD STD <b>P019 801 040</b> STD +0,40 <b>P019 801 060</b> STD +0,60	<b>R019 801 000</b> <b>R019 801 040</b> <b>R019 801 060</b>	<b>S019 801 000</b> <b>S019 801 040</b> <b>S019 801 060</b>	<b>L019 801 000</b> 	STD <b>K019 801 000</b>			
	ST : 33,25 TB : 80,10 ØH : Hz : 13,35 Hx/y : 0,00 0,00 ØV : 44,40 44,40 Vz : -1,05 -2,35 T1 : 58,15	<b>R01</b>  1,50 SR <b>R21</b>  1,75 SR <b>R35</b>  4,00 SR	Type : W Coating : Ø A : 85,00 Ø C : 98,00 H : 107,50 L : 152 F :	<b>Montaj Yüksekliği</b>					
 <p>22,00 x 69,00 x 14,00</p>									
ALFA ROMEO		P019 802				Ø82,00			
 <p><b>Ø82</b></p> <p>4</p> <p><b>Benzin Engine:</b> <b>AR 32103, AR 32104, AR 37203, AR 147, AR 156 Euro 3</b> R4 Benzin, 16 V 1598 cm<sup>3</sup> 88 kW (120 PS)</p>	<b>P019 802 000</b> STD STD <b>P019 802 040</b> STD +0,40 <b>P019 802 060</b> STD +0,60	<b>R019 802 000</b> <b>R019 802 040</b> <b>R019 802 060</b>	<b>S019 802 000</b> <b>S019 802 040</b> <b>S019 802 060</b>						
	ST : 28,47 TB : 50,70 ØH : 55,00 Hz : 0,20 Hx/y : 0,00 0,00 ØV : 30,00 38,00 Vz : -2,20 -3,50 T1 : 6,00	<b>R01</b>  1,20 SR <b>R02</b>  1,20 SR <b>R35</b>  2,00 SR.R	<b>Montaj Yüksekliği</b>						
 <p>20,00 x 52,00 x 12,00</p>									

ALFA ROMEO		P019 803				Ø82,00		
     	 <p><b>Ø82</b></p> <p>RC, BB, S</p> <p>4</p> <p><b>Diesel Engine:</b> Brava 1.9 JTD, Bravo I 1.9 JTD, Doblo 1.9 JTD, Doblo Cargo 1.9 JTD, Marea Weekend 1.9 TD 100, Multipla 1.9 JTD 115, Stilo 1.9 JTD, Stilo Multi Wagon 1.9 JTD, Punto/Grande Punto 1.9 D Multijet</p> <p><b>182 B9.000 / 186 A8.000 / 192 A1.000 / 939 A1.000</b></p> <p>4 Cyl., 1910 cc 74-77-85- kW (100-105-115-120 PS) 2004..... / 2005.....</p> <p><b>D19AA / M 724 MT 19.Z, M 724 RT 19, Euro4</b></p> <p>Alfa Romeo, Iveco, Lancia, Opel, Saab, Suzuki, Vauxhall</p>	<b>P019 803 000</b> STD STD <b>P019 803 040</b> STD +0,40 <b>P019 803 050</b> STD +0,50 <b>P019 803 060</b> STD +0,60 <b>P019 803 080</b> STD +0,80	<b>R019 803 000</b> <b>R019 803 040</b> <b>R019 803 050</b> <b>R019 803 060</b> <b>R019 803 080</b>	<b>S019 803 000</b> <b>S019 803 040</b> <b>S019 803 050</b> <b>S019 803 060</b> <b>S019 803 080</b>	<b>L019 802 000</b> <b>L019 802 001</b>	STD Ø A : -,57	<b>K019 803 000</b> <b>K019 803 001</b>	
	<p>ST : 46,50            TB : 72,50            ØH : 37,50            Hz : -17,50 -6,00            Hx/y : -2,50 0,50            ØV : 37,50 37,50            Vz : -0,65 -0,65            T1 : 8,15</p>  <p>26,00 x 61,00 x 13,00</p>	<p><b>R01</b>  2,00 SR  <b>R26</b>  2,00 SR  <b>R35</b>  2,00 SR.R</p>	<p>Type : DS            Coating :            Ø A : 85,57            Ø C : 88,53            H : 4,00            L : 155,00            F :</p>	<p>Montaj Yüksekliği</p> <p>0,77 - 0,87mm            conta ile +0,014 / +0,104            0,87 - 0,97mm            conta ile +0,105 / +0,205            0,97 - 1,07mm            conta ile +0,236 / +0,294</p>				
ALFA ROMEO		P019 804				Ø82,00		
    	 <p><b>Ø82</b></p> <p>RC</p> <p>4/5</p> <p><b>Diesel Engine:</b> 156 2.4 JTD, 156 Sportwagon 2.4 JTD, 166 2.4 JTD, 166 2.4 JTD, 147 1.9 JTD</p> <p><b>839 A6.000 Euro3 / 841 C.000 Euro3 / 937 A2.000 Euro3 / AR 36202 Euro3 / AR 37101 Euro3</b></p> <p>4-5 Cyl. 2387/1910 cc 103/100/110/85/73/103 kW (140/136/150/116/100/140 PS) 2004..... / 2005.....</p> <p><b>M 724 MT 19.Z, M 724 RT 19, Euro4</b></p> <p>Fiat, Iveco, Lancia, Opel, Saab, Suzuki, Vauxhall</p>	<b>P019 804 000</b> STD STD <b>P019 804 040</b> STD +0,40 <b>P019 804 050</b> STD +0,50 <b>P019 804 060</b> STD +0,60 <b>P019 804 080</b> STD +0,80	<b>R019 804 000</b> <b>R019 804 040</b> <b>R019 804 050</b> <b>R019 804 060</b> <b>R019 804 080</b>	<b>S019 804 000</b> <b>S019 804 040</b> <b>S019 804 050</b> <b>S019 804 060</b> <b>S019 804 080</b>	<b>L019 802 000</b> <b>L019 802 001</b>	STD Ø A : -,57	<b>K019 804 000</b> <b>K019 804 001</b>	
	<p>ST : 46,50            TB : 72,50            ØH : 37,50            Hz : -17,50            Hx/y :            ØV :            Vz : -0,80 -0,80            T1 :</p>  <p>26,00 x 61,00 x 13,00</p>	<p><b>R01</b>  2,50  <b>R26</b>  2,00  <b>R35</b>  2,00</p>	<p>Type : DS            Coating :            Ø A : 85,57            Ø C : 88,53            H : 4,00            L : 155,00            F :</p>	<p>Montaj Yüksekliği</p>				

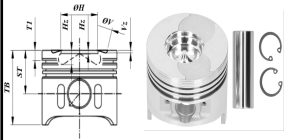


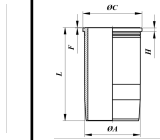







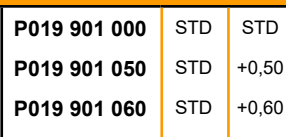










ALFA ROMEO		P019 805				Ø82,00	
     	 <p><b>Ø82</b></p> <p>RC, OCP, BB, T</p> <p>4/5</p> <p><b>Diesel Engine:</b> Stilo 1.9 JTD, Stilo Multi Wagon 1.9 JTD, Bravo II 1.9 D Multijet, Stilo 1.9 D Multijet, Stilo Multi Wagon 1.9 Multijet, Cromia 2.4 D Multijet</p> <p><b>192 A5.000 / 192</b> <b>B1.000 / 937</b> <b>A4.000 / 937</b> <b>A5.000 / 939</b> <b>A3.000 / 1,9 JTD</b> <b>Euro 4 16V</b> 4-5 Cyl. 1910/2387cc 103/100/93/110/147 kW (140/136/126/150/200 PS)</p> <p><b>M 729 AT 19 Euro3</b> Alfa Romeo, Iveco, Lancia, Opel, Saab, Suzuki, Vauxhall</p>	<p><b>P019 805 000</b> STD STD <b>R019 805 000</b> <b>S019 805 000</b> <b>L019 802 000</b> STD <b>K019 805 000</b></p> <p><b>P019 805 040</b> STD +0,40 <b>R019 805 040</b> <b>S019 805 040</b> <b>L019 802 001</b> Ø A : -,57 <b>K019 805 001</b></p> <p><b>P019 805 050</b> STD +0,50 <b>R019 805 050</b> <b>S019 805 050</b></p> <p><b>P019 805 060</b> STD +0,60 <b>R019 805 060</b> <b>S019 805 060</b></p> <p><b>P019 805 080</b> STD +0,80 <b>R019 805 080</b> <b>S019 805 080</b></p>	<p>ST : 46,50</p> <p>TB : 72,50</p> <p>ØH : 41,50</p> <p>Hz : -15,40 -5,60</p> <p>Hx/y : 0,00 0,00</p> <p>ØV : 32,00 32,00</p> <p>Vz : -1,03 -1,03</p> <p>T1 : 7,70</p>	<p><b>R01</b>  2,00 SR</p> <p><b>R25</b>  2,00 SR</p> <p><b>R35</b>  2,00 SR.R</p>	<p>Type : DS</p> <p>Coating :</p> <p>Ø A : 85,57</p> <p>Ø C : 88,53</p> <p>H : 4,00</p> <p>L : 155,00</p> <p>F :</p>	<p>Montaj Yüksekliği</p> <p>Standart conta ile +0,79 / +0,88 1 Delik conta ile +0,88 / +0,96 2 Delik conta ile +0,96 / +1,05</p>	
	 <p>26,00 x 61,00 x 13,00</p>						
ALFA ROMEO		P019 806				Ø82,00	
 <p><b>Ø82</b></p> <p>T</p> <p>4</p> <p><b>Benzin Engine:</b> <b>AR 33503 145</b> <b>1.4 i.e. 16V T.S. /</b> <b>146 1.4 i.e. 16V T.</b> <b>S.</b> 4-Cyl. 1371cc 76kW (103 PS)</p> <p><b>AR 38501 145 1.4</b> <b>i.e. 16 T.S. / 146</b> <b>1.4 i.e. 16V T.S.</b> 4-Cyl. 1371cc. 76-kW (103 PS)</p>	<p><b>P019 806 000</b> STD STD <b>R019 806 000</b> <b>S019 806 000</b></p> <p><b>P019 806 040</b> STD +0,40 <b>R019 806 040</b> <b>S019 806 040</b></p> <p><b>P019 806 060</b> STD +0,60 <b>R019 806 060</b> <b>S019 806 060</b></p>	<p>ST : 34,46</p> <p>TB : 63,36</p> <p>ØH : 61,00</p> <p>Hz : 4,90</p> <p>Hx/y :</p> <p>ØV : 32,00 32,00</p> <p>Vz : -1,00 -1,00</p> <p>T1 : 50,00</p>	<p><b>R01</b>  1,50 SR</p> <p><b>R26</b>  1,50 SR</p> <p><b>R35</b>  3,00 SR.R</p>				
	 <p>20,00 x 52,00 x 12,00</p>						<p>Montaj Yüksekliği</p>


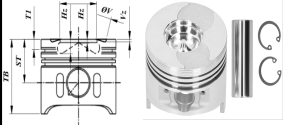


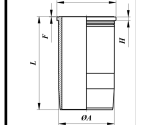












ALFA ROMEO		P019 807				Ø82,00		
 <p><b>Ø82</b></p> <p>4</p> <p><b>Benzin Engine:</b> <b>AR 32102, AR 32104, AR 38201</b> 4-Cyl. 1598cc. 77/88 kW (105 -120 PS) 147 1,6 16v Twin Spark 145 1,6 16v Twin Spark 155 1,6 16v Twin Spark 156</p>	<b>P019 807 000</b> STD STD <b>R019 807 000</b> <b>S019 807 000</b> <b>P019 807 040</b> STD +0,40 <b>R019 807 040</b> <b>S019 807 040</b> <b>P019 807 060</b> STD +0,60 <b>R019 807 060</b> <b>S019 807 060</b>							
	<b>ST :</b> 32,90 <b>TB :</b> 56,70 <b>ØH :</b> 59,70 <b>Hz :</b> 1,80 <b>Hx/y :</b> 0,00 0,00 <b>ØV :</b> <b>Vz :</b> -2,25 -2,25 <b>T1 :</b> 47,00	<b>R02</b>  1,20 SR <b>R26</b>  1,20 SR <b>R37</b>  2,00 SR						
 20,00 x 52,00 x 12,00								Montaj Yüksekliği
ALFA ROMEO		P019 808				Ø83,00		
 <p><b>Ø83</b></p> <p>4</p> <p><b>Benzin Engine:</b> <b>AR 67204 - AR 16201 - AR 32301 - AR 34103</b> 4-Cyl. 1970cc. 110 kW (150 PS) 145 2.0 16v T.SPARK, 146 2.0 16v T.SPARK, GTV 2.0 T.SPARK 16V, 145 2.0 16V Quadrifoglio, 166 2.0 T. Spark</p>	<b>P019 808 000</b> STD STD <b>R019 808 000</b> <b>S019 808 000</b> <b>P019 808 040</b> STD +0,40 <b>R019 808 040</b> <b>S019 808 040</b> <b>P019 808 060</b> STD +0,60 <b>R019 808 060</b> <b>S019 808 060</b>							
	<b>ST :</b> 32,00 <b>TB :</b> 56,00 <b>ØH :</b> 69,00 <b>Hz :</b> -3,10 <b>Hx/y :</b> 0,00 0,00 <b>ØV :</b> 30,00 30,00 <b>Vz :</b> -1,25 -1,25 <b>T1 :</b> 7,00	1,20 SR 1,50 SR 3,00 SR.R						Montaj Yüksekliği
 20,00 x 52,00 x 12,00								

ALFA ROMEO		P019 809				Ø84,00		
     	 <p><b>Ø84</b></p> <p>SP 4</p> <p><b>Benzin Engine: 2000</b> GT (USA only), 2000 Spider (USA only), 2000 Veloce (USA only), Alfetta GT 2.0, Sprint 2.0</p> <p><b>AR 11633</b> <b>AR 11634</b> R4 Benzin, 1962 cm<sup>3</sup> 82-96 kW (112-131 PS)</p>	<b>P019 809 000</b> STD STD <b>P019 809 040</b> STD +0,40 <b>P019 809 060</b> STD +0,60	<b>R019 809 000</b> <b>R019 809 040</b> <b>R019 809 060</b>	<b>S019 809 000</b> <b>S019 809 040</b> <b>S019 809 060</b>	<b>L019 803 000</b>	STD	<b>K019 809 000</b>	
	<p>ST : 32,75 TB : 81,00 ØH : Hz : 14,75 Hx/y : 0,00 0,00 ØV : 65,00 65,00 Vz : -1,01 -1,01 T1 : 58,65</p>  <p>22,00 x 71,00 x 13,00</p>	<p><b>R01</b>  1,50 SR.R  <b>R21</b>  1,75 SR.R  <b>R36</b>  4,50 SR.R</p>	<p>Type : W Coating : Ø A : 89 Ø C : 98,00 H : 107,50 L : 152 F :</p>	Montaj Yüksekliği				
ALFA ROMEO		P019 810				Ø84,00		
     	 <p><b>Ø84</b></p> <p>SP 4</p> <p><b>Benzin Engine: Alfetta</b> (116) 2.0, Sport Saloon 2.0, GTV (116) 2.0 (116 36 E), Giulietta (116) 2.0 (116 A1A), Spider (105) 2000 (10512, 10524)</p> <p><b>AR 01623 - AR</b> <b>06212 - AR 01655 -</b> <b>AR 11671 - AR</b> <b>01713</b> 4-Cyl. 82-90 kW, 112-122 PS</p>	<b>P019 810 000</b> STD STD <b>P019 810 040</b> STD +0,40 <b>P019 810 060</b> STD +0,60	<b>R019 810 000</b> <b>R019 810 040</b> <b>R019 810 060</b>	<b>S019 810 000</b> <b>S019 810 040</b> <b>S019 810 060</b>				
	<p>ST : 48,00 TB : 81,50 ØH : 72,50 Hz : 15,25 Hx/y : 0,00 0,00 ØV : 65,00 65,00 Vz : -17,20 -15,90 T1 : 58,75</p>  <p>22,00 x 71,00 x 13,00</p>	<p><b>R01</b>  1,50 SR  <b>R21</b>  1,75 SR  <b>R36</b>  3,50 SR</p>	Montaj Yüksekliği					

ALFA ROMEO		P019 811				Ø84,00	
   	 <p><b>Ø84</b></p> <p>SP 4</p> <p><b>Benzin Engine:</b> Alfetta 2.0, Alfetta GT 2.0, Giulietta 2.0, GTV 2.0, 75 2.0, 90 2.0 i.e., <b>AR 01655</b> <b>AR 06212</b> R4 Benzin, 1962 cm<sup>3</sup> 94 kW (128 PS)</p>	<b>P019 811 000</b> STD STD <b>P019 811 040</b> STD +0,40 <b>P019 811 060</b> STD +0,60	<b>R019 811 000</b> <b>R019 811 040</b> <b>R019 811 060</b>	<b>S019 811 000</b> <b>S019 811 040</b> <b>S019 811 060</b>	<b>L019 804 000</b> 	STD <b>K019 811 000</b>	
	<b>ST :</b> 33,20 <b>TB :</b> 85,50 <b>ØH :</b> 47,00 <b>Hz :</b> 18,80 <b>Hx/y :</b> 0,00 0,00 <b>ØV :</b> 65,00 65,00 <b>Vz :</b> -1,20 -1,20 <b>T1 :</b> 58,70	<b>R01</b>  1,50 SR <b>R21</b>  1,75 SR <b>R38</b>  4,00 SR	<b>Type :</b> W <b>Coating :</b> <b>Ø A :</b> 89 <b>Ø C :</b> 98,00 <b>H :</b> 107,50 <b>L :</b> 152 <b>F :</b>	<b>Montaj Yüksekliği</b>			
 <p>22,00 x 71,00 x 13,00</p>							
ALFA ROMEO		P019 812				Ø84,00	
   	 <p><b>Ø84</b></p> <p>SP 4</p> <p><b>Benzin Engine:</b></p>	<b>P019 812 000</b> STD STD 	<b>R019 812 000</b> 	<b>S019 812 000</b>			
	<b>ST :</b> 45,60 <b>TB :</b> 79,10 <b>ØH :</b> 65,90 <b>Hz :</b> 12,85 <b>Hx/y :</b> 0,00 0,00 <b>ØV :</b> 65,00 61,50 <b>Vz :</b> -1,95 -0,75 <b>T1 :</b> 58,50	<b>R02</b>  1,50 SR <b>R26</b>  1,50 SR <b>R38</b>  3,50 SR.R	<b>Montaj Yüksekliği</b>				
 <p>22,00 x 71,00 x 13,00</p>							









ALFA ROMEO		P019 813				Ø88,00		
     	 <p><b>Ø88</b></p> <p>SP</p> <p>6</p> <p><b>Benzin Engine: 75</b> 2.5 V6, 90 2.5 i.e. V6, GTV 6 2.5, Alfa 6 2.5i, 6 2.5 i.e., 155 2.5 V6, <b>AR 01646 / AR</b> <b>01648 / AR 01911</b> <b>AR 01928 / AR</b> <b>67301 / AR 67302</b> <b>/ AR 67303</b> R6 Benzin, 2492 cm<sup>3</sup> 110-116 kW (150-158 PS)</p>	<b>P019 813 000</b> STD STD <b>P019 813 040</b> STD +0,40 <b>P019 813 060</b> STD +0,60	<b>R019 813 000</b> <b>R019 813 040</b> <b>R019 813 060</b>	<b>S019 813 000</b> <b>S019 813 040</b> <b>S019 813 060</b>	<b>L019 805 000</b>	STD	<b>K019 813 000</b>	
	<p>ST : 34,20</p> <p>TB : 67,45</p> <p>ØH : 200,00</p> <p>Hz : 4,85</p> <p>Hx/y : 0,00 0,00</p> <p>ØV : 50,00 50,00</p> <p>Vz : -2,75 -2,75</p> <p>T1 : 53,90</p>	<p><b>R02</b>  1,50 SR</p> <p><b>R21</b>  1,75 SR</p> <p><b>R33</b>  4,00 SR.R</p>	<p>Type : W</p> <p>Coating :</p> <p>Ø A : 94,00</p> <p>Ø C : 104</p> <p>H : 78,00</p> <p>L : 120,5</p> <p>F :</p>	<p>Montaj Yüksekliği</p>				
 <p>22,22 x 72,80 x 13,00</p>								
ALFA ROMEO		P019 901				Ø92,00		
     	 <p><b>Ø92</b></p> <p>RC,EP,T</p> <p>4</p> <p><b>Diesel Engine;</b></p>	<b>P019 901 000</b> STD STD <b>P019 901 050</b> STD +0,50 <b>P019 901 060</b> STD +0,60	<b>R019 901 000</b> <b>R019 901 050</b> <b>R019 901 060</b>	<b>S019 901 000</b> <b>S019 901 050</b> <b>S019 901 060</b>				
	<p>ST : 53,10</p> <p>TB : 88,10</p> <p>ØH :</p> <p>Hz : -3,50 -2,00</p> <p>Hx/y :</p> <p>ØV :</p> <p>Vz :</p> <p>T1 : 16,10</p>	<p><b>R16</b>  2,50 TR15°</p> <p><b>R21</b>  2,00 SR</p> <p><b>R35</b>  4,00 SR</p>	<p>Montaj Yüksekliği</p>					
 <p>30,00 x 75,00 x 16,00</p>								

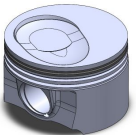




ALFA ROMEO		P019 902				Ø93,00			
      									
 <p><b>Ø93</b></p> <p>6</p> <p><b>Benzin Engine:</b></p>	<b>P019 902 000</b>	STD	STD	<b>R019 902 000</b>	<b>S019 902 000</b>				
	<b>P019 902 040</b>	STD	+0,40	<b>R019 902 040</b>	<b>S019 902 040</b>				
	<b>P019 902 060</b>	STD	+0,60	<b>R019 902 060</b>	<b>S019 902 060</b>				
	<b>ST :</b> 30,00 <b>TB :</b> 62,60 <b>ØH :</b> 69,50 <b>Hz :</b> 3,60 <b>Hx/y :</b> 0,00    0,00 <b>ØV :</b> 40,00    40,00 <b>Vz :</b> -2,80    -2,80 <b>T1 :</b> 5,30			<b>R02</b>  1,20 SR <b>R06</b>  1,20 SR <b>R33</b>  2,00 SR.R					
	 <p>22,00 x 65,00 x 14,00</p>							Montaj Yüksekliği	
ALFA ROMEO		P019 903				Ø93,00			
 <p><b>Ø93</b></p> <p>6</p> <p><b>Benzin Engine:</b> 164 3.0, 164 3.0 V6, 164 3.0 i.e. QV</p> <p><b>AR 06410</b>  <b>AR 06412 / AR 64301</b>  R6 Benzin, 2959 cm<sup>3</sup>  147 kW (200 PS)</p>		<b>P019 903 000</b>	STD	STD	<b>R019 903 000</b>	<b>S019 903 000</b>	<b>L019 906 000</b>	STD	<b>K019 903 000</b>
		<b>P019 903 040</b>	STD	+0,40	<b>R019 903 040</b>	<b>S019 903 040</b>			
		<b>P019 903 060</b>	STD	+0,60	<b>R019 903 060</b>	<b>S019 903 060</b>			
	<b>ST :</b> 32,70 <b>TB :</b> 70,10 <b>ØH :</b> 88,40 <b>Hz :</b> 8,40 <b>Hx/y :</b> 0,00    0,00 <b>ØV :</b> 50,00    50,00 <b>Vz :</b> -1,70    -1,70 <b>T1 :</b> 41,55			<b>R02</b>  1,50 SR <b>R06</b>  1,50 SR <b>R35</b>  3,50 SR.R	<b>Type :</b> W <b>Coating :</b> <b>Ø A :</b> 99 <b>Ø C :</b> 109 <b>H :</b> 78,00 <b>L :</b> 119 <b>F :</b>				Montaj Yüksekliği
	 <p>22,22 x 72,80 x 13,00</p>								


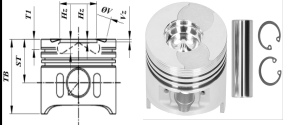


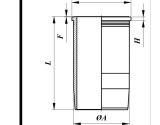


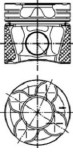







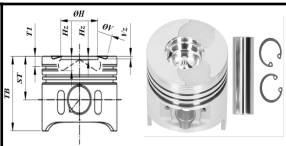



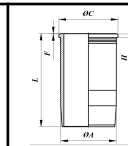








**ALLGAIER P021 901 Ø98,00**

 <p><b>Ø98</b></p> <p>2/3/4</p> <p><b>Diesel Engine :</b>  <b>F 219 1750cc</b> 2-Cyl.                  Tractor Standard Star  <b>F 319 2625cc</b> 3-Cyl.                  Tractor Super L, Super Export  <b>F 329</b>  <b>F 419 3500cc</b> 4-Cyl.                  Tractor Master</p>	<b>P021 901 000</b> STD STD <b>P021 901 050</b> STD +0,50 <b>P021 901 001</b> STD +1,00	<b>R021 901 000</b> <b>R021 901 050</b> <b>R021 901 001</b>	<b>S021 901 000</b> <b>S021 901 050</b> <b>S021 901 001</b>			
	ST : 64,00 TB : 120,00 ØH : Hz : Hx/y : ØV : 37,30 41,20 Vz : -1,00 -1,00 T1 : 16,70	<b>R16</b>  3,00 TR15° <b>R02</b>  3,00 SR <b>R26</b>  3,00 SR <b>R32</b>  5,50 SR <b>R32</b>  5,50 SR				
 <p>35,00 x 80,00 x 22,00</p>						Montaj Yüksekliği


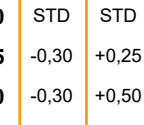

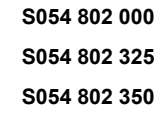









**AUDI P054 701 Ø71,00**

 <p><b>Ø71</b></p> <p>EP</p> <p>4</p> <p><b>Benzin Engine :</b> Beetle 1.2 TSI, GOLF PLUS 1.2 TSI, GOLF VI 1.2 TSI, JETTA IV 1.2 TSI, POLO 1.2 TSI, TOURAN II 1.2 TSI, CADDY III 1.2 TSI  <b>CBZA, CBZB, CBZC</b></p> <p><b>Audi, Skoda</b></p>	<b>P054 701 000</b> STD STD <b>P054 701 025</b> STD +0,25 <b>P054 701 050</b> STD +0,50	<b>R054 701 000</b> <b>R054 701 025</b> <b>R054 701 050</b>	<b>S054 701 000</b> <b>S054 701 025</b> <b>S054 701 050</b>			
	ST : 28,90 TB : 45,00 ØH : 32,00 Hz : -4,00 200,00 Hx/y : -5,00 0,00 ØV : Vz : T1 : 40,00	<b>R01</b>  1,00 SR.R <b>R06</b>  1,20 SR.R <b>R38</b>  2,00 SR.R				
 <p>19,00 x 42,00 x 11,00</p>						




AUDI		P054 702				Ø78,31		
      	<b>P054 702 000</b>	STD	STD	<b>R054 702 000</b>	<b>S054 702 000</b>			
	 <b>Ø78,31</b>	<b>ST :</b> 47,83 <b>TB :</b> 71,83 <b>ØH :</b> 35,80 <b>Hz :</b> -16,50 <b>Hx/y :</b> <b>ØV :</b> <b>Vz :</b> -1,38    -1,38 <b>T1 :</b>			1,75 2,00 3,00			
		x	x					
AUDI		P054 703				Ø79,51		
 <b>Ø79,51</b> RC,OCP,T 3/4 <b>Diesel Engine :</b> Beetle 1.6 TDI, Golf Plus 1.6 TDI, Golf VI 1.6 TDI, Jetta III 1.6 TDI, Passat 1.6 TDI, Polo 1.2 TDI, Polo 1.6 TDI, Touran II 1.6 TDI, Caddy III 1.6 TDI, <b>CAYD, CLNA,</b> <b>CFWA, CAYB,</b> <b>CAYE, CAYA,</b> <b>CAYC</b> <b>Audi, Seat, Skoda</b>	<b>P054 703 000</b>	STD	STD	<b>R054 703 000</b>	<b>S054 703 000</b>			
	<b>P054 703 025</b>	STD	+0,25	<b>R054 703 025</b>	<b>S054 703 025</b>			
<b>P054 703 050</b>	STD	+0,50	<b>R054 703 050</b>	<b>S054 703 050</b>				
<b>P054 703 200</b>	-0,20	STD	<b>R054 703 000</b>	<b>S054 703 200</b>				
<b>P054 703 250</b>	-0,20	+0,50	<b>R054 703 050</b>	<b>S054 703 250</b>				
	<b>ST :</b> 45,30 <b>TB :</b> 67,80 <b>ØH :</b> 49,00 <b>Hz :</b> -10,70    -4,75 <b>Hx/y :</b> 0,00    0,00 <b>ØV :</b> <b>Vz :</b> <b>T1 :</b> 12,15			<b>R01</b>  1,75    SR <b>R10</b>  2,00    SR <b>R35</b>  3,00    SR.R			<b>Montaj Yüksekliği</b> 1 Kertik conta ile 0,91 / 1,00 2 Kertik conta ile 1,01 / 1,10 3 Kertik conta ile 1,11 / 1,20	
	 26,00 x 66,00 x 12,00							






AUDI		P054 801				Ø81,01	
       	 <b>Ø81,01</b> SP 4 <b>Benzin Engine:</b> <b>DS, DZ, JV, MU,</b> <b>NE, PH, PV, ABS</b> 1781 cm³,64,5-81 kW (88-100 PS),9/10:1 / 1781 cm³,82 kW (112 PS) 10:1 Injection / 1781 cm³,66 kW (90 PS) 10:1 80 / 1985...1990 / Coupe 1985...1987 / 100 / 1986...1990 / 80 / 01/1983...10/1991 / 90 / 08/1985...10/1987 / Coupe 08/1986...07/1991 / 80 / 09/1982...10/1991 / 100 / 09/1982...07/1989 <b>Seat, Volkswagen</b>	<b>P054 801 000</b> STD STD <b>P054 801 325</b> -0,30 +0,25 <b>P054 801 350</b> -0,30 +0,50 <b>P054 801 301</b> -0,30 +1,00 <b>P054 801 302</b> -0,30 +1,50	<b>R054 801 000</b> <b>R054 801 025</b> <b>R054 801 050</b> <b>R054 801 001</b> <b>R054 801 002</b>	<b>S054 801 000</b> <b>S054 801 325</b> <b>S054 801 350</b> <b>S054 801 301</b> <b>S054 801 302</b>			
	<b>ST :</b> 32,20 <b>TB :</b> 62,50 <b>ØH :</b> 55,80 <b>Hz :</b> 1,30 -4,40 <b>Hx/y :</b> -3,00 0,00 <b>ØV :</b> <b>Vz :</b> <b>T1 :</b> 7,50	<b>R01</b>  1,50 SR <b>R26</b>  1,75 SR <b>R35</b>  3,00 SR					
 20,00 x 57,00 x 12,00							Montaj Yüksekliği











  











AUDI		P054 802				Ø81,01	
       	 <b>Ø81,01</b> SP 4 <b>Benzin Engine:</b> <b>ABM, ADA, DT,</b> <b>JU, PP, RN, SA</b> R4 1595 cm³,52 kW (71 PS) 9:1 80 / 01/1992...06/1994 R4 1595 cm³,55 kW (75 PS) 9:1 80 / 08/1983...03/1987 <b>Seat, Volkswagen</b>	<b>P054 802 000</b> STD STD <b>P054 802 325</b> -0,30 +0,25 <b>P054 802 350</b> -0,30 +0,50 <b>P054 802 375</b> -0,30 +0,75 <b>P054 802 301</b> -0,30 +1,00	<b>R054 802 000</b> <b>R054 802 025</b> <b>R054 802 050</b> <b>R054 802 075</b> <b>R054 802 001</b>	<b>S054 802 000</b> <b>S054 802 325</b> <b>S054 802 350</b> <b>S054 802 375</b> <b>S054 802 301</b>			
	<b>ST :</b> 35,60 <b>TB :</b> 66,80 <b>ØH :</b> 59,80 <b>Hz :</b> 2,20 -2,30 <b>Hx/y :</b> -3,00 0,00 <b>ØV :</b> <b>Vz :</b> <b>T1 :</b> 10,60	<b>R01</b>  1,50 SR <b>R26</b>  1,75 SR <b>R37</b>  3,00 SR					
 20,00 x 57,00 x 12,00							



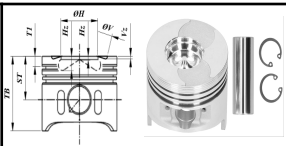


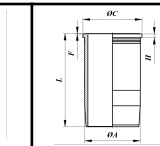








AUDI		P054 803				Ø81,01		
 <p><b>Ø81,01</b></p> <p>SP 4</p> <p><b>Benzin Engine:</b> <b>DR, MG, PM, RS,</b> <b>RU, SF, SH, 4B</b></p> <p>1781 cm<sup>3</sup>, 55-64,5-66-67 kW (75-88-90-105 PS), 8,8/ 9-1 / 80 08/1983...12/1991 / Coupe 02/1986...08/1988 / 100 08/1982...10/1986 / 90 06/1984...03/1987 / 4000 (USA) 08/1985...03/1987</p>	<b>P054 803 000</b> <b>P054 803 050</b> <b>P054 803 325</b> <b>P054 803 350</b> <b>P054 803 301</b>	STD STD -0,30 -0,30 -0,30	STD +0,50 +0,25 +0,50 +1,00	<b>R054 803 000</b> <b>R054 803 050</b> <b>R054 803 025</b> <b>R054 803 050</b> <b>R054 803 001</b>	<b>S054 803 000</b> <b>S054 803 050</b> <b>S054 803 325</b> <b>S054 803 350</b> <b>S054 803 301</b>			
	<p>ST : 32,20</p> <p>TB : 62,50</p> <p>ØH : 59,50</p> <p>Hz : -8,10 1,30</p> <p>Hx/y : -3,00 0,00</p> <p>ØV :</p> <p>Vz :</p> <p>T1 : 7,50</p>	<p>R01  1,50 SR</p> <p>R26  1,75 SR</p> <p>R35  3,00 SR</p>						
 <p>20,00 x 57,00 x 12,00</p>								Montaj Yüksekliği

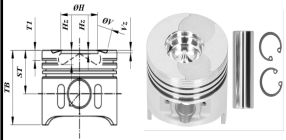


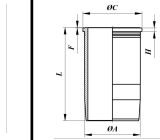







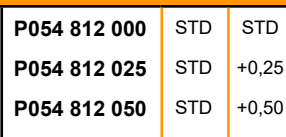
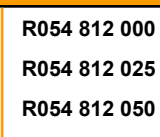
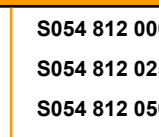








AUDI		P054 804				Ø81,01		
 <p><b>Ø81,01</b></p> <p>6</p> <p><b>Benzin Engine:</b> <b>AGA, AJG, ALF,</b> <b>ALW, AML, AMM,</b> <b>APC, APS, APZ,</b> <b>ARJ, ARN, ASM,</b> <b>BDV</b></p> <p>2393 cm<sup>3</sup>, 121 kW (165 PS) 9,5:1 Injection 5 Ventile / 2393 cm<sup>3</sup>, 121 kW (165 PS) 10,5:1 Injection 5 Ventile / 1781 cm<sup>3</sup>, 121 kW (165 PS) 10,5:1 Injection 5 Ventile / A4 08/1997...07/1999 / A6 04/1997...01/1999 / A4 08/1997...07/1999 / A6 04/1997...01/1999 / A4 08/1997...07/1999 / A6 04/1997...01/1999</p>	<b>P054 804 000</b> <b>P054 804 025</b> <b>P054 804 050</b> <b>P054 804 325</b> <b>P054 804 350</b> <b>P054 804 301</b>	STD STD STD -0,30 -0,30 -0,30	STD +0,25 +0,50 +0,25 +0,50 +1,00	<b>R054 804 000</b> <b>R054 804 025</b> <b>R054 804 050</b> <b>R054 804 025</b> <b>R054 804 050</b> <b>R054 804 001</b>	<b>S054 804 000</b> <b>S054 804 025</b> <b>S054 804 050</b> <b>S054 804 325</b> <b>S054 804 350</b> <b>S054 804 301</b>			
	<p>ST : 28,80</p> <p>TB : 55,00</p> <p>ØH : 77,00</p> <p>Hz : 5,20</p> <p>Hx/y : 0,00 0,00</p> <p>ØV :</p> <p>Vz :</p> <p>T1 : 43,40</p>	<p>R01  1,50 SR</p> <p>R26  1,50 SR</p> <p>R38  2,00 SR.R</p>						
 <p>21,00 x 56,00 x 12,50</p>								Montaj Yüksekliği

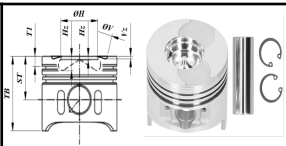


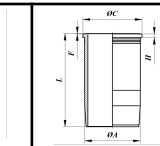









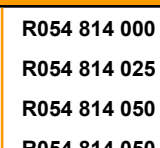
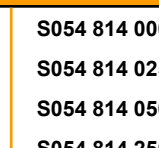









AUDI		P054 805				Ø81,01	
 <p><b>Ø81,01</b></p> <p>EP,S</p> <p>4</p> <p><b>Benzin Engine:</b> <b>ADR, AGN, APT, ARG</b></p> <p>1781 cm<sup>3</sup>, 92 kW (125 PS) 10,3:1 5 Ventile / 1781 cm<sup>3</sup>, 92 kW (125 PS) 10,3:1 5 Ventile / 1781 cm<sup>3</sup>, 92 kW (125 PS) 10,3:1 5 Ventile 1781 cm<sup>3</sup>, 92 kW (125 PS) 10,3:1 5 Ventile A4 - 11/1994...04/1999 / A6 10/1995...10/1997 / A3 09/1995... / A4 02/1999...09/2001 / A4 07/1998...09/2001</p> <p>Seat, Skoda Volkswagen</p>	<b>P054 805 000</b> <b>P054 805 025</b> <b>P054 805 050</b> <b>P054 805 001</b> <b>P054 805 350</b>	STD STD STD STD -0,30	STD +0,25 +0,50 +1,00 +0,50	<b>R054 805 000</b> <b>R054 805 025</b> <b>R054 805 050</b> <b>R054 805 001</b> <b>R054 805 050</b>	<b>S054 805 000</b> <b>S054 805 025</b> <b>S054 805 050</b> <b>S054 805 001</b> <b>S054 805 350</b>		
	<p><b>ST :</b> 32,55</p> <p><b>TB :</b> 53,55</p> <p><b>ØH :</b> 28,70</p> <p><b>Hz :</b> -3,63</p> <p><b>Hx/y :</b></p> <p><b>ØV :</b></p> <p><b>Vz :</b></p> <p><b>T1 :</b> 8,25</p>	<p><b>R01</b>  1,50 SR</p> <p><b>R26</b>  1,75 SR</p> <p><b>R35</b>  2,00 SR.R</p>					
 <p>20,00 x 59,00 x 11,00</p>							Montaj Yüksekliği
AUDI		P054 806				Ø81,01	
 <p><b>Ø81,01</b></p> <p>EP,YP,T</p> <p>4</p> <p><b>Benzin Engine:</b> <b>AMB, ARX, ARY, AUM, AUQ, AVJ, AWT, BEX, BFB, BVP, BVR</b></p> <p>1781 cm<sup>3</sup>, 132 kW (180 PS) 9,5:1 Injection Turbocharged 5 Ventile A3 11/1998...08/2000 TT 10/1998...08/2001</p> <p>Volkswagen, Seat, Skoda</p>	<b>P054 806 000</b> <b>P054 806 025</b> <b>P054 806 050</b> <b>P054 806 001</b> <b>P054 806 350</b>	STD STD STD STD -0,30	STD +0,25 +0,50 +1,00 +0,50	<b>R054 806 000</b> <b>R054 806 025</b> <b>R054 806 050</b> <b>R054 806 001</b> <b>R054 806 050</b>	<b>S054 806 000</b> <b>S054 806 025</b> <b>S054 806 050</b> <b>S054 806 001</b> <b>S054 806 350</b>		
	<p><b>ST :</b> 32,70</p> <p><b>TB :</b> 53,70</p> <p><b>ØH :</b> 68,00</p> <p><b>Hz :</b> -1,90 -2,00</p> <p><b>Hx/y :</b> 0,00 0,00</p> <p><b>ØV :</b></p> <p><b>Vz :</b></p> <p><b>T1 :</b> 5,60</p>	<p><b>R01</b>  1,50 SR</p> <p><b>R26</b>  1,75 SR</p> <p><b>R38</b>  2,00 SR.R</p>					
 <p>19,00 x 50,00 x 10,00</p>							Montaj Yüksekliği

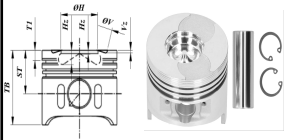



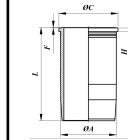








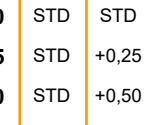
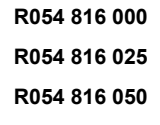
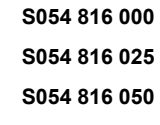








AUDI		P054 807				Ø81,01		
 <p><b>Ø81,01</b></p> <p>RC, OCP, BB, YP, T 4</p> <p>Diesel Engine : A4 2.0 TDI, A4 2.0 TDI quattro, A4 Allroad 2.0 TDI quattro, A4 Avant 2.0 TDI quattro, A4 Avant 2.0 TDI, A5 Sportback 2.0 TDI, Q5 2.0 TDI quattro,</p> <p><b>CKTC, CKUC, CKUB, KCTB, CNFA, CNEA, CSHA, CNFB, CNEA, CSHA CAAA, CAAB, CAAC, CAAD, CAAE, CBAC, CBBB, CBDA, ABDB, CBDC, CBEA, CCHA, CCHB, CDBA, CDCA, CEGA, CJAA, CAGA, CAHB, CAGB</b> R4</p>	<b>P054 807 000</b> <b>P054 807 025</b> <b>P054 807 050</b> <b>P054 807 250</b>	STD STD STD -0,25	STD +0,25 +0,50 +0,50	<b>R054 807 000</b> <b>R054 807 025</b> <b>R054 807 050</b> <b>R054 807 050</b>	<b>S054 807 000</b> <b>S054 807 025</b> <b>S054 807 050</b> <b>S054 807 250</b>			
	ST : 45,80 TB : 68,80 ØH : 50,88 Hz : -13,10 -7,90 Hx/y : 0,00 0,00 ØV : Vz : T1 : 12,00	 <p>26,00 x 66,00 x 12,00</p>	<b>R01</b>  1,75 SR <b>R08</b>  2,00 SR <b>R35</b>  3,00 SR.R					
AUDI		P054 808				Ø81,01		
 <p><b>Ø81,01</b></p>	<b>P054 808 000</b> <b>P054 808 025</b> <b>P054 808 050</b> <b>P054 808 200</b> <b>P054 808 250</b>	STD STD STD -0,25 -0,25	STD +0,25 +0,50 STD +0,50	<b>R054 808 000</b> <b>R054 808 025</b> <b>R054 808 050</b> <b>R054 808 000</b> <b>R054 808 050</b>	<b>S054 808 000</b> <b>S054 808 025</b> <b>S054 808 050</b> <b>S054 808 200</b> <b>S054 808 250</b>			
	ST : 45,80 TB : 68,80 ØH : 50,88 Hz : -13,10 -7,90 Hx/y : 0,00 0,00 ØV : Vz : T1 : 12,00	 <p>26,00 x 66,00 x 12,00</p>	<b>R02</b>  1,50 SR <b>R26</b>  1,75 SR <b>R35</b>  3,00 SR.R					<b>Montaj Yüksekliği</b>

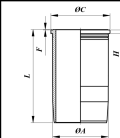
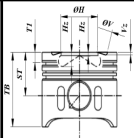


AUDI		P054 809				Ø81,01		
      	<b>P054 809 000</b> <b>P054 809 025</b> <b>P054 809 050</b> <b>P054 809 250</b>	STD STD STD -0,25	STD +0,25 +0,50 +0,50	<b>R054 809 000</b> <b>R054 809 025</b> <b>R054 809 050</b> <b>R054 809 050</b>	<b>S054 809 000</b> <b>S054 809 025</b> <b>S054 809 050</b> <b>S054 809 250</b>			
	<b>Ø81,01</b> RC,OCP,BB,YP,T 4 Diesel Engine : 2.0 TDI Audi A3, Q3, <b>CUNA, CUPA,</b> <b>CUWA, CUPA,</b> <b>CRGA, CRGB, CUXA</b> <b>Euro6</b> R4 1968 cm³ 135 kW, 184-PS Volkswagen, Seat, Skoda	ST : 45,80 TB : 68,80 ØH : 50,88 Hz : -13,10 -7,90 Hx/y : 0,00 0,00 ØV : Vz : T1 : 12,00	<b>R01</b>  1,75 SR <b>R08</b>  2,00 SR <b>R35</b>  2,00 SR.R					
	 26,00 x 66,00 x 12,00							<b>Montaj Yüksekliği</b> 1 Kertik conta ile 0,91 / 1,00 2 Kertik conta ile 1,01 / 1,10 3 Kertik conta ile 1,11 / 1,20
AUDI		P054 810				Ø81,01		
<b>Ø81,01</b> RC,OCP,BB,YP,T 4 Diesel Engine : 2.0 TDI Audi A3, Q3, <b>CRBC Euro5, CRBD</b> <b>Euro6, CRFA, CRLB</b> <b>Euro6, CRLC Euro6,</b> <b>CRUA Euro6, CSUA,</b> <b>CSUB, CSUD, CSUE,</b> <b>CUVB, CUVC Euro6,</b> <b>CUVD, DEUA,</b> <b>DEUB, DEUC, DEJA</b> R4 1968 cm³ 110 kW, 150-PS Volkswagen, Seat, Skoda	<b>P054 810 000</b> <b>P054 810 025</b> <b>P054 810 050</b>	STD STD STD	STD +0,25 +0,50	<b>R054 810 000</b> <b>R054 810 025</b> <b>R054 810 050</b>	<b>S054 810 000</b> <b>S054 810 025</b> <b>S054 810 050</b>			
		ST : 45,80 TB : 68,80 ØH : 50,88 Hz : -12,85 Hx/y : ØV : Vz : T1 :	1,75 2,00 2,00					<b>Montaj Yüksekliği</b> 1 Kertik conta ile 0,91 / 1,00 2 Kertik conta ile 1,01 / 1,10 3 Kertik conta ile 1,11 / 1,20
	 26,00 x 66,00 x 12,00							

AUDI		P054 811				Ø81,01		
     	 <p><b>Ø81,01</b></p> <p>RC,BB</p> <p>5</p> <p>Diesel Engine :</p> <p><b>1T, ATT, ABP, AEL</b></p> <p>2461 cm<sup>3</sup>,88 kW (115 PS),20:1 Turbo,IC / 2461 cm<sup>3</sup>,85 kW (115 PS),20:1 Turbo,IC / 2461 cm<sup>3</sup>,85 kW (115 PS),20:1 Turbo,IC / 2461 cm<sup>3</sup>,103 kW (140 PS),20:1 Turbo,IC / Audi 100 01/1990...12/1991 / Audi 100 01/1991...01/1994 / Audi A6 06/1994...10/1997 / Audi 100 01/1990...12/1991 / Audi A6 10/1994...10/1997 Volvo</p>	<p><b>P054 811 000</b> STD STD</p> <p><b>P054 811 025</b> STD +0,25</p> <p><b>P054 811 050</b> STD +0,50</p> <p><b>P054 811 225</b> -0,25 +0,25</p> <p><b>P054 811 250</b> -0,25 +0,50</p>	<p><b>R054 811 000</b></p> <p><b>R054 811 025</b></p> <p><b>R054 811 050</b></p> <p><b>R054 811 025</b></p> <p><b>R054 811 050</b></p>	<p><b>S054 811 000</b></p> <p><b>S054 811 025</b></p> <p><b>S054 811 050</b></p> <p><b>S054 811 225</b></p> <p><b>S054 811 250</b></p>				
	<p>ST : 45,75</p> <p>TB : 69,75</p> <p>ØH : 39,60</p> <p>Hz : -17,20 -700,00</p> <p>Hx/y : -6,50 1,90</p> <p>ØV : 33,50 38,00</p> <p>Vz : -1,35 -1,35</p> <p>T1 : 9,00</p>	<p><b>R01</b>  2,50 SR</p> <p><b>R06</b>  2,00 SR</p> <p><b>R35</b>  3,00 SR.R</p>						
 <p>26,00 x 68,00 x 13,00</p>								Montaj Yüksekliği
AUDI		P054 812				Ø81,01		
     	 <p><b>Ø81,01</b></p> <p>RC,BB</p> <p>5</p> <p>Diesel Engine :</p> <p><b>1T, ATT, ABP, AEL</b></p> <p>2461 cm<sup>3</sup>,88 kW (115 PS),20:1 Turbo,IC / 2461 cm<sup>3</sup>,85 kW (115 PS),20:1 Turbo,IC / 2461 cm<sup>3</sup>,85 kW (115 PS),20:1 Turbo,IC / 2461 cm<sup>3</sup>,103 kW (140 PS),20:1 Turbo,IC / Audi 100 01/1990...12/1991 / Audi 100 01/1991...01/1994 / Audi A6 06/1994...10/1997 / Audi 100 01/1990...12/1991 / Audi A6 10/1994...10/1997 Volvo</p>	<p><b>P054 812 000</b> STD STD</p> <p><b>P054 812 025</b> STD +0,25</p> <p><b>P054 812 050</b> STD +0,50</p> <p><b>P054 812 225</b> -0,25 +0,25</p> <p><b>P054 812 250</b> -0,25 +0,50</p>	<p><b>R054 812 000</b></p> <p><b>R054 812 025</b></p> <p><b>R054 812 050</b></p> <p><b>R054 812 025</b></p> <p><b>R054 812 050</b></p>	<p><b>S054 812 000</b></p> <p><b>S054 812 025</b></p> <p><b>S054 812 050</b></p> <p><b>S054 812 225</b></p> <p><b>S054 812 250</b></p>				
	<p>ST : 45,75</p> <p>TB : 69,75</p> <p>ØH : 39,60</p> <p>Hz : -17,20 -7,00</p> <p>Hx/y : -6,50 -1,90</p> <p>ØV : 38,00 33,50</p> <p>Vz : -1,35 -1,35</p> <p>T1 : 9,00</p>	<p><b>R01</b>  2,50 SR</p> <p><b>R06</b>  2,00 SR</p> <p><b>R35</b>  3,00 SR.R</p>						
 <p>26,00 x 68,00 x 13,00</p>								Montaj Yüksekliği

AUDI		P054 813				Ø81,01		
      	 <b>Ø81,01</b> EP 4 <b>Benzin Engine : A3 1,8 T, A4 1,8T, A6 1.8</b> <b>AEB, 20V</b> R 4 Benzin, 1781 cc, 154 Kw (209 PS), 9:1 Turbo, LLK, 5 (Ventile S3 09/2000...04/2002 R 4 Benzin, 1781 cc, 165 kW (225 PS), 8,9:1 Turbo, LLK, 5 (Ventile TT 10/1998...08/2001 R 4 Benzin, 1781 cc, 154 kW (209 PS), 9:1 Turbo, LLK, 5 (Ventile S3 11/1998...08/2000 Seat	<b>P054 813 000</b> STD STD <b>P054 813 025</b> STD +0,25 <b>P054 813 050</b> STD +0,50 <b>P054 813 325</b> -0,30 +0,25 <b>P054 813 350</b> -0,30 +0,50	<b>R054 813 000</b> <b>R054 813 025</b> <b>R054 813 050</b> <b>R054 813 025</b> <b>R054 813 050</b>	<b>S054 813 000</b> <b>S054 813 025</b> <b>S054 813 050</b> <b>S054 813 325</b> <b>S054 813 350</b>				
	<b>ST :</b> 32,70 <b>TB :</b> 53,70 <b>ØH :</b> 70,30 <b>Hz :</b> -2,10 -2,00 <b>Hx/y :</b> 0,00 0,00 <b>ØV :</b> <b>Vz :</b> <b>T1 :</b> 8,25	<b>R01</b>  1,50 SR.R <b>R21</b>  1,75 SR.R <b>R35</b>  2,00 SR.R						
 20,00 x 62,00 x 10,00								Montaj Yüksekliği
AUDI		P054 814				Ø81,01		
      	 <b>Ø81,01</b> RC,OCP,BB,YP,T 4 <b>Diesel Engine : A3 2.0 TDI, A3 2.0 TDI 16V, A3 Convertible 2.0 TDI, Q3 2.0 TDI, A3 Sportback 2.0 TDI, TT 2.0 TDI quattro, TT Roadster 2.0 TDI quattro, A1 2.0 TDI.</b> <b>CBAA, CFFA, CFFB, CFGB, CFHB, CLJA</b> 4-Cyl. 1968cc 100/103/125 kW (136PS), (140PS), (170PS) 2009...2012 <b>Seat, Skoda, Volkswagen</b>	<b>P054 814 000</b> STD STD <b>P054 814 025</b> STD +0,25 <b>P054 814 050</b> STD +0,50 <b>P054 814 250</b> -0,25 +0,50	<b>R054 814 000</b> <b>R054 814 025</b> <b>R054 814 050</b> <b>R054 814 050</b>	<b>S054 814 000</b> <b>S054 814 025</b> <b>S054 814 050</b> <b>S054 814 250</b>				
	<b>ST :</b> 45,80 <b>TB :</b> 68,80 <b>ØH :</b> 50,88 <b>Hz :</b> -12,70 -7,90 <b>Hx/y :</b> 0,00 0,00 <b>ØV :</b> <b>Vz :</b> <b>T1 :</b> 11,00	<b>R01</b>  1,75 SR <b>R03</b>  2,00 SR <b>R35</b>  3,00 SR.R						
 20,00 x 62,00 x 10,00								

AUDI		P054 815				Ø81,01		
      	<b>P054 815 000</b> <b>P054 815 025</b> <b>P054 815 050</b> <b>P054 815 250</b>	STD STD STD -0,25	STD +0,25 +0,50 +0,50	<b>R054 815 000</b> <b>R054 815 025</b> <b>R054 815 050</b> <b>R054 815 050</b>	<b>S054 815 000</b> <b>S054 815 025</b> <b>S054 815 050</b> <b>S054 815 250</b>			
	<b>Ø81,01</b>	ST : 45,80 TB : 68,80 ØH : 50,88 Hz : -12,70    -7,90 Hx/y : 0,00    0,00 ØV : Vz : T1 : 12,00	<b>R02</b>  1,50 SR <b>R26</b>  1,75 SR <b>R35</b>  3,00 SR.R					
								
	26,00 x 66,00 x 12,00							
								Montaj Yüksekliği
AUDI		P054 816				Ø81,01		
      	<b>P054 816 000</b> <b>P054 816 025</b> <b>P054 816 050</b> <b>P054 816 250</b>	STD STD STD -0,25	STD +0,25 +0,50 +0,50	<b>R054 816 000</b> <b>R054 816 025</b> <b>R054 816 050</b> <b>R054 816 050</b>	<b>S054 816 000</b> <b>S054 816 025</b> <b>S054 816 050</b> <b>S054 816 250</b>			
	<b>Ø81,01</b> RC,OCP,BB 4 Diesel Engine : T5 2.0 BITDI, T5 2.0 TDI, T6 2.0 TDI, A3 2.0 TDI 16V, A4 2.0 TDI 16V, A4 Allroad 2.0 TDI 16V, A5 2.0 TDI 16V, A6 2.0 TDI 16V, Q5 2.0 TDI 16V, TT 2.0 TDI 16V CFCA / CAAA / CAAE / CCHB / CCHB / CAAC / CCHA / CAAC	ST : 45,80 TB : 68,80 ØH : 50,90 Hz : -12,70    -8,00 Hx/y : 0,00    0,00 ØV : Vz : T1 : 11,85	<b>R01</b>  1,75 SR <b>R05</b>  2,00 SR.R <b>R35</b>  3,00 SR.R					
								
	26,00 x 66,00 x 12,00							
								Montaj Yüksekliği



AUDI

P054 817




Ø81,01



Ø81,01

<b>P054 817 000</b>	STD	STD	<b>R054 817 000</b>	<b>S054 817 000</b>
<b>P054 817 025</b>	STD	+0,25	<b>R054 817 025</b>	<b>S054 817 025</b>
<b>P054 817 050</b>	STD	+0,50	<b>R054 817 050</b>	<b>S054 817 050</b>
<b>P054 817 250</b>	-0,25	+0,50	<b>R054 817 050</b>	<b>S054 817 250</b>

ST : 45,80  
 TB : 68,80  
 ØH : 50,90  
 Hz : -12,70 -8,00  
 Hx/y : 0,00 0,00  
 ØV :  
 Vz :  
 T1 : 11,85

**R02**  1,50 SR  
**R26**  1,75 SR.R  
**R35**  3,00 SR.R



26,00 x 66,00 x 12,00

Montaj Yüksekliği

AUDI

P054 818

Ø82,00




Ø82

<b>P054 818 000</b>	STD	STD	<b>R054 818 000</b>	<b>S054 818 000</b>
<b>P054 818 050</b>	STD	+0,50	<b>R054 818 050</b>	<b>S054 818 050</b>


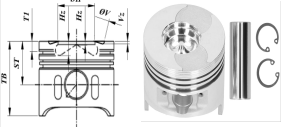


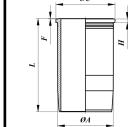












ST : 28,30  
 TB : 49,20  
 ØH : 76,01  
 Hz : 1,05  
 Hx/y :  
 ØV :  
 Vz : -3,00 -3,00  
 T1 : 5,95

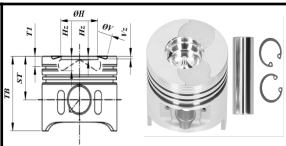


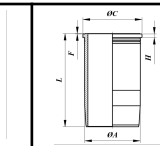








**R01**  1,20 SR  
**R26**  1,50 SR  
**R35**  2,00 SR.R




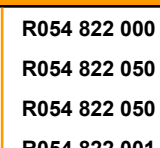





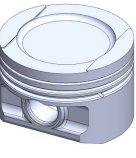




20,00 x 44,00 x 12,00

Montaj Yüksekliği


AUDI		P054 819				Ø82,50		
      	<b>P054 819 000</b>	STD	STD	<b>R054 819 000</b>	<b>S054 819 000</b>			
	 <p><b>Ø82,5</b></p>	ST : 27,60 TB : 44,50 ØH : 67,00 Hz : -3,00 Hx/y : 0,00    0,00 ØV : 40,00    40,00 Vz : -3,65    -3,65 T1 : 6,20			<b>R01</b>  1,00 SR <b>R06</b>  1,20 SR <b>R37</b>  2,75 SR			
	 <p>20,00 x 57,00 x 12,00</p>							Montaj Yüksekliği
AUDI		P054 820				Ø82,51		
 <p><b>Ø82,51</b></p> <p><b>Benzin Engine:</b>  <b>ACK, ALG</b>            2771 cm<sup>3</sup>, 142 kW (193 PS)            10,6:1 5 Ventile            A4 03/1996...12/1998 / A6            10/1995...12/1998 / A8            07/1995...12/1998            A4 05/1997...07/1998 / A6            06/1997...01/1999 / A8            10/1997...12/1998</p>	<b>P054 820 000</b>	STD	STD	<b>R054 820 000</b>	<b>S054 820 000</b>			
		<b>P054 820 325</b>	-0,30	+0,25	<b>R054 820 025</b>	<b>S054 820 325</b>		
	<b>P054 820 350</b>	-0,30	+0,50	<b>R054 820 050</b>	<b>S054 820 350</b>			
	 <p>21,00 x 56,00 x 12,50</p>			<b>R01</b>  1,20 SR <b>R26</b>  1,50 SR <b>R35</b>  2,00 SR.R				Montaj Yüksekliği



AUDI		P054 821				Ø82,51			
      	 <p><b>Ø82,51</b></p> <p>SP,S</p> <p><b>Benzin Engine:</b> <b>ABT, AAE</b> 1984 cm<sup>3</sup>, 66 kW (90 PS) 8,9:1 Turbocharged / 80</p> <p>09/1991...1994 1984 cm<sup>3</sup>, 74-79 kW (101-107 PS) 9,2:1 Turbocharged / 100 12/1990...05/1994</p>	<b>P054 821 000</b> STD STD <b>P054 821 025</b> STD +0,25 <b>P054 821 050</b> STD +0,50 <b>P054 821 325</b> -0,30 +0,25 <b>P054 821 350</b> -0,30 +0,50 <b>P054 821 301</b> -0,30 +1,00	<b>R054 821 000</b> <b>R054 821 025</b> <b>R054 821 050</b> <b>R054 821 025</b> <b>R054 821 050</b> <b>R054 821 001</b>	<b>S054 821 000</b> <b>S054 821 025</b> <b>S054 821 050</b> <b>S054 821 325</b> <b>S054 821 350</b> <b>S054 821 301</b>					
	<p>ST : 30,80</p> <p>TB : 63,80</p> <p>ØH : 66,50</p> <p>Hz : -9,50 0,90</p> <p>Hx/y : 0,00 0,00</p> <p>ØV :</p> <p>Vz :</p> <p>T1 : 7,00</p>	<p>R01  1,20 SR</p> <p>R06  1,50 SR</p> <p>R38  2,00 SR</p>							
 <p>21,00 x 59,00 x 13,00</p>									
									Montaj Yüksekliği

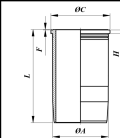
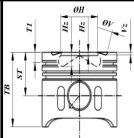
AUDI		P054 822				Ø82,51			
      	 <p><b>Ø82,51</b></p> <p>SP</p> <p><b>Benzin Engine:</b> <b>ABC, ACZ</b> 2597 cm<sup>3</sup>, 110 kW (150 PS) 10:1 80 07/1992...10/1994 / 80 Coupe 07/1992... / 100 04/1992...05/1994 / 100 04/1992...07/1994 / Cabrio 01/1994... / A 6 06/1994... 2597 cm<sup>3</sup>, 102 kW (139 PS) 10:1 / 80 07/1993...10/1995 / 100 01/1993...07/1994 / A 4 04/1995...07/1997 / A 6 06/1997...10/1997</p>	<b>P054 822 000</b> STD STD <b>P054 822 050</b> STD +0,50 <b>P054 822 350</b> -0,30 +0,50 <b>P054 822 301</b> -0,30 +1,00	<b>R054 822 000</b> <b>R054 822 050</b> <b>R054 822 050</b> <b>R054 822 001</b>	<b>S054 822 000</b> <b>S054 822 050</b> <b>S054 822 350</b> <b>S054 822 301</b>					
	<p>ST : 33,50</p> <p>TB : 54,20</p> <p>ØH : 61,80</p> <p>Hz : -0,70 -3,00</p> <p>Hx/y : 0,00 0,00</p> <p>ØV :</p> <p>Vz :</p> <p>T1 : 7,20</p>	<p>R01  1,50 SR</p> <p>R26  1,75 SR</p> <p>R38  3,00 SR.R</p>							
 <p>21,00 x 56,00 x 12,50</p>									
									Montaj Yüksekliği



AUDI		P054 823				Ø82,51		
 <p><b>Ø82,51</b></p>	<b>P054 823 000</b>	STD	STD	<b>R054 823 000</b>	<b>S054 823 000</b>			
	<b>P054 823 025</b>	STD	+0,25	<b>R054 823 025</b>	<b>S054 823 025</b>			
	<b>P054 823 050</b>	STD	+0,50	<b>R054 823 050</b>	<b>S054 823 050</b>			
	<b>ST :</b> 29,30 <b>TB :</b> 50,30 <b>ØH :</b> 49,25 <b>Hz :</b> -6,20 <b>Hx/y :</b> <b>ØV :</b> <b>Vz :</b> -0,76 <b>T1 :</b>		1,20 1,50 2,00					
	 <p>20,00 x 59,00 x 10,00</p>							Montaj Yüksekliği

AUDI		P054 824				Ø83,00		
 <p><b>Ø83</b></p> <p>RC,OCP,YP,T</p> <p>6</p> <p>Diesel Engine:  <b>BMK, BUN, BUG,</b>  <b>ASB, BKN, BNG</b>            A6, Q7            6 Cyl. Diesel 2967cc 156-157 Kw            (211-235 PS) 2005 - 2009</p> <p>Volkswagen</p>	<b>P054 824 000</b>	STD	STD	<b>R054 824 000</b>	<b>S054 824 000</b>			
	<b>P054 824 025</b>	STD	+0,25	<b>R054 824 025</b>	<b>S054 824 025</b>			
	<b>P054 824 050</b>	STD	+0,50	<b>R054 824 050</b>	<b>S054 824 050</b>			
	<b>P054 824 001</b>	STD	+1,00	<b>R054 824 001</b>	<b>S054 824 001</b>			
	<b>P054 824 002</b>	STD	+1,50	<b>R054 824 002</b>	<b>S054 824 002</b>			
		<b>ST :</b> 46,30 <b>TB :</b> 70,80 <b>ØH :</b> 45,00 <b>Hz :</b> -14,75    -4,50 <b>Hx/y :</b> 0,00    0,00 <b>ØV :</b> <b>Vz :</b> <b>T1 :</b> 10,00		<b>R01</b>  2,00 SR <b>R08</b>  2,00 SR <b>R35</b>  3,00 SR.R				
	 <p>30,00 x 68,00 x 15,00</p>						Montaj Yüksekliği	




**AUDI P054 825 Ø83,00**

**Ø83**

RC,OCP,BB,T


6

 Diesel Engine :  
**CRTA-B**  
 3,0 TDI

**P054 825 000**  
**P054 825 025**  
**P054 825 050**

 STD STD  
 STD +0,25  
 STD +0,50

**R054 825 000**  
**R054 825 025**  
**R054 825 050**
**S054 825 000**  
**S054 825 025**  
**S054 825 050**
**ST :** 46,75  
**TB :** 71,30  
**ØH :** 50,00  
**Hz :** -14,35 -5,80  
**Hx/y :** 0,00 0,00  
**ØV :**  
**Vz :**  
**T1 :** 10,00

**R01**  1,75 SR  
**R08**  2,00 SR  
**R35**  2,00 SR.R


30,00 x 68,00 x 15,00

Montaj Yüksekliği

**AUDI P054 826 Ø83,00**

**Ø83**
**P054 826 000**  
**P054 826 025**  
**P054 826 050**

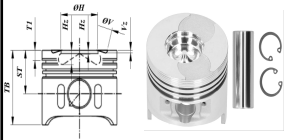


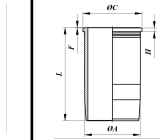









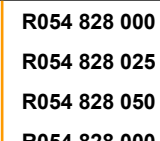










 STD STD  
 STD +0,25  
 STD +0,50

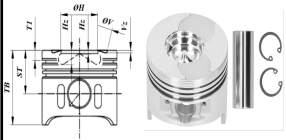



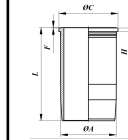








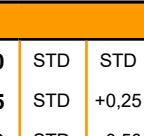

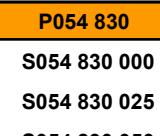








**R054 826 000**  
**R054 826 025**  
**R054 826 050**
**S054 826 000**  
**S054 826 025**  
**S054 826 050**
**ST :** 46,75  
**TB :** 71,30  
**ØH :** 50,00  
**Hz :** -14,35 -5,80  
**Hx/y :** 0,00 0,00  
**ØV :**  
**Vz :**  
**T1 :** 10,00

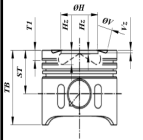



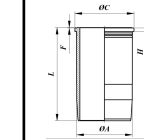








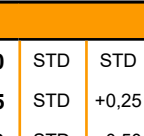

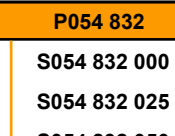



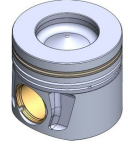




**R01**  1,75 SR  
**R08**  2,00 SR  
**R35**  3,00 SR.R

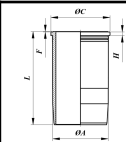
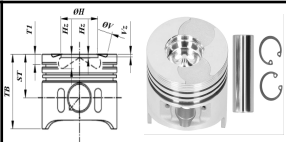

30,00 x 68,00 x 15,00

Montaj Yüksekliği

AUDI		P054 827				Ø83,00		
      	 <b>Ø83</b> RC,OCP,T 6 <b>Diesel Engine :</b> A4 3.0 TDI, A5 3.0 TDI, A6 3.0 TDI, A7 3.0 TDI, A8 3.0 TDI, Q5 3.0 TDI QUATTRO, Q7 3.0 TDI QUATTRO, <b>CLZB, CJMA, CJGD, CNRB, CPNB, CRCA, CJGA, CDUC, CTBB, CLAB, CDTC, CTBC, CDUD, CKVB, CTBD, CLAA, CKVC, CTCB</b> 6-Cyl. 2967cc 24-Valf 150-193 KW	<b>P054 827 000</b> STD STD <b>P054 827 025</b> STD +0,25 <b>P054 827 050</b> STD +0,50 <b>P054 827 200</b> -0,25 STD <b>P054 827 250</b> -0,25 +0,50	<b>R054 827 000</b> <b>R054 827 025</b> <b>R054 827 050</b> <b>R054 827 000</b> <b>R054 827 050</b>	<b>S054 827 000</b> <b>S054 827 025</b> <b>S054 827 050</b> <b>S054 827 200</b> <b>S054 827 250</b>				
	ST : 46,75 TB : 71,00 ØH : 48,00 Hz : -14,10 <b>-4,50</b> Hx/y : 0,00 0,00 ØV : Vz : T1 : 10,00	<b>R01</b>  1,75 SR <b>R08</b>  2,00 SR <b>R35</b>  2,00 SR.R						
 30,00 x 68,00 x 15,00								
AUDI		P054 828				Ø83,00		
      	 <b>Ø83</b> RC,OCP,T 6 <b>Diesel Engine :</b> A4 3.0 TDI, A5 3.0 TDI, A6 3.0 TDI, A7 3.0 TDI, A8 3.0 TDI, Q5 3.0 TDI QUATTRO, Q7 3.0 TDI QUATTRO, <b>CLZB, CJMA, CJGD, CNRB, CPNB, CRCA, CJGA, CDUC, CTBB, CLAB, CDTC, CTBC, CDUD, CKVB, CTBD, CLAA, CKVC, CTCB</b> 6-Cyl. 2967cc 24-Valf 150-193 KW	<b>P054 828 000</b> STD STD <b>P054 828 025</b> STD +0,25 <b>P054 828 050</b> STD +0,50 <b>P054 828 200</b> -0,25 STD <b>P054 828 250</b> -0,25 +0,50	<b>R054 828 000</b> <b>R054 828 025</b> <b>R054 828 050</b> <b>R054 828 000</b> <b>R054 828 050</b>	<b>S054 828 000</b> <b>S054 828 025</b> <b>S054 828 050</b> <b>S054 828 200</b> <b>S054 828 250</b>				
	ST : 46,75 TB : 71,00 ØH : 48,00 Hz : -14,10 -4,50 Hx/y : 0,00 0,00 ØV : Vz : T1 : 10,00	<b>R01</b>  1,75 SR <b>R08</b>  2,00 SR <b>R35</b>  3,00 SR.R						
 30,00 x 68,00 x 15,00								

AUDI		P054 829				Ø83,00			
      	 <p><b>Ø83</b></p> <p>RC,OCP,T</p> <p>6</p> <p>Diesel Engine : A6, C7, A7, Q7 4M 3.0 TDI</p> <p><b>CRT</b></p>	<b>P054 829 000</b> <b>P054 829 025</b> <b>P054 829 050</b>	STD STD STD	STD +0,25 +0,50	<b>R054 829 000</b> <b>R054 829 025</b> <b>R054 829 050</b>	<b>S054 829 000</b> <b>S054 829 025</b> <b>S054 829 050</b>			
	ST : 46,75 TB : 71,20 ØH : 50,00 Hz : -13,20    -4,50 Hx/y : 0,00    0,00 ØV : Vz : T1 : 10,00	<b>R01</b>  1,50 SR <b>R08</b>  1,50 SR <b>R35</b>  2,00 SR.R							
 <p>30,00 x 68,00 x 15,00</p>									
AUDI		P054 830				Ø83,00			
      	 <p><b>Ø83</b></p>	<b>P054 830 000</b> <b>P054 830 025</b> <b>P054 830 050</b>	STD STD STD	STD +0,25 +0,50	<b>R054 830 000</b> <b>R054 830 025</b> <b>R054 830 050</b>	<b>S054 830 000</b> <b>S054 830 025</b> <b>S054 830 050</b>			
	ST : 46,75 TB : 71,20 ØH : 50,00 Hz : -13,20    -4,50 Hx/y : 0,00    0,00 ØV : Vz : T1 : 10,00	<b>R01</b>  1,75 SR <b>R08</b>  2,00 SR <b>R35</b>  3,00 SR.R							
 <p>30,00 x 68,00 x 15,00</p>									

AUDI		P054 831				Ø83,00			
      	 <p><b>Ø83</b></p> <p>RC,OCP,BB,T 6 Diesel Engine : A6, C7, A7, Q7 4M 3.0 TDI CRT</p>	<b>P054 831 000</b> <b>P054 831 025</b> <b>P054 831 050</b>	STD STD STD	STD +0,25 +0,50	<b>R054 831 000</b> <b>R054 831 025</b> <b>R054 831 050</b>	<b>S054 831 000</b> <b>S054 831 025</b> <b>S054 831 050</b>			
	ST : 46,75 TB : 71,25 ØH : 50,00 Hz : -13,20    -4,50 Hx/y : 0,00    0,00 ØV : Vz : T1 : 10,00	<b>R01</b>  1,50 SR <b>R08</b>  1,50 SR <b>R35</b>  2,00 SR.R							
 <p>30,00 x 68,00 x 15,00</p>									
AUDI		P054 832				Ø83,00			
      	 <p><b>Ø83</b></p>	<b>P054 832 000</b> <b>P054 832 025</b> <b>P054 832 050</b>	STD STD STD	STD +0,25 +0,50	<b>R054 832 000</b> <b>R054 832 025</b> <b>R054 832 050</b>	<b>S054 832 000</b> <b>S054 832 025</b> <b>S054 832 050</b>			
	ST : 46,75 TB : 71,25 ØH : 50,00 Hz : -13,20    -4,50 Hx/y : 0,00    0,00 ØV : Vz : T1 : 9,75	<b>R17</b>  2,00 TR6° <b>R08</b>  2,00 SR <b>R35</b>  2,00 SR.R							
 <p>30,00 x 68,00 x 15,00</p>									


**AUDI P054 833 Ø83,01**

**Ø83,01**

RC, OCP

6

 Diesel Engine: A4 3.0 TDI,  
 A5 3.0 TDI, A6 3.0 TDI,  
 Q5 3.0 TDI, Q7 3.0 TDI,


 CATA, CCLA,  
 CCWA, CASA,  
 CDYA, CCMA,  
 CCWB, CASB

Volkswagen

**P054 833 000** STD STD  
**P054 833 025** STD +0,25  
**P054 833 050** STD +0,50


**R054 833 000**  
**R054 833 025**  
**R054 833 050**
**S054 833 000**  
**S054 833 025**  
**S054 833 050**

 ST : 46,30  
 TB : 70,80  
 ØH : 48,00  
 Hz : -14,25 -4,60  
 Hx/y : 0,00 0,00  
 ØV :  
 Vz :  
 T1 : 10,00

 R01  1,75 SR  
 R10  2,00 SR  
 R35  3,00 SR.R


30,00 x 68,00 x 15,00

Montaj Yüksekliği

**AUDI P054 834 Ø84,50**

**Ø84,5**
**P054 834 000** STD STD

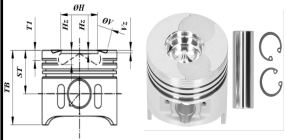


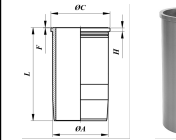






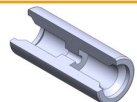










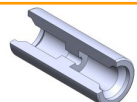
**R054 834 000**
**S054 834 000**

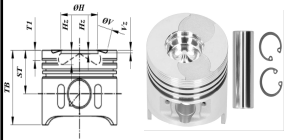


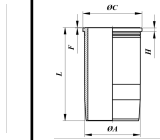



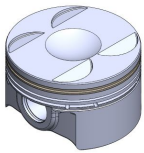



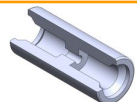












 ST : 30,55  
 TB : 51,00  
 ØH : 61,00  
 Hz : -4,80  
 Hx/y : 0,00 0,00  
 ØV : 37,00 37,00  
 Vz : -2,40 -2,40  
 T1 : 6,00


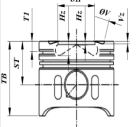



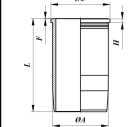







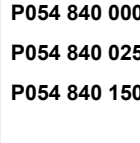
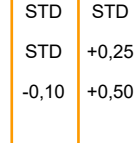

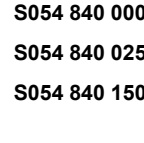







 R02  1,20 SR  
 R26  1,50 SR  
 R35  2,00 SR.R


22,00 x 60,00 x 12,00

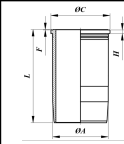
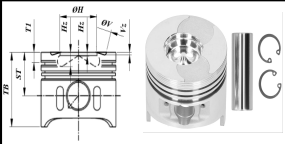

Montaj Yüksekliği

AUDI		P054 835				Ø84,50		
     	 <b>Ø84,5</b> RC,T 8 Benzin Engine : <b>CEU, CEUC, CEUA</b> S6 C7 S7 A8 D4 S8 D4 RS6 C7 RS7 465 PS 8-Cyl. ...2015 CTGA, CTGF, DDTA, CWUC, CRDB, CWUB	<b>P054 835 000</b> STD STD <b>P054 835 025</b> STD +0,25 <b>P054 835 150</b> -0,10 +0,50	<b>R054 835 000</b> <b>R054 835 025</b> <b>R054 835 050</b>	<b>S054 835 000</b> <b>S054 835 025</b> <b>S054 835 150</b>				
	ST : 30,30 TB : 50,80 ØH : 35,00 Hz : -4,70 Hx/y : 0,00 0,00 ØV : 36,00 36,00 Vz : -3,20 -3,20 T1 : 5,80	<b>R01</b>  1,20 SR <b>R26</b>  1,50 SR <b>R35</b>  2,00 SR.R						
 22,00 x 56,00 x 12,50								Montaj Yüksekliği
AUDI		P054 836				Ø84,50		
     	 <b>Ø84,5</b> RC,T 8 Benzin Engine : <b>CEU, CEUC, CEUA</b> S6 C7 S7 A8 D4 S8 D4 RS6 C7 RS7 465 PS 8-Cyl. ...2015 CTGA, CTGF, DDTA, CWUC, CRDB, CWUB	<b>P054 836 000</b> STD STD <b>P054 836 025</b> STD +0,25 <b>P054 836 150</b> -0,10 +0,50	<b>R054 836 000</b> <b>R054 836 025</b> <b>R054 836 050</b>	<b>S054 836 000</b> <b>S054 836 025</b> <b>S054 836 150</b>				
	ST : 30,30 TB : 50,80 ØH : 35,00 Hz : -4,70 Hx/y : 0,00 0,00 ØV : 36,00 36,00 Vz : -3,20 -3,20 T1 : 5,65	<b>R02</b>  1,50 SR <b>R26</b>  1,50 SR <b>R37</b>  2,00 SR.R						
 22,00 x 56,00 x 12,50								

AUDI		P054 837				Ø84,50		
      	 <b>Ø84,5</b> RC,T 8 Benzin Engine : <b>CEU, CEUC, CEUA</b> S6 C7 S7 A8 D4 S8 D4 RS6 C7 RS7 465 PS 8-Cyl. ...2015 CTGA, CTGF, DDTA, CWUC, CRDB, CWUB	<b>P054 837 000</b> STD STD <b>P054 837 025</b> STD +0,25 <b>P054 837 150</b> -0,10 +0,50	<b>R054 837 000</b> <b>R054 837 025</b> <b>R054 837 050</b>	<b>S054 837 000</b> <b>S054 837 025</b> <b>S054 837 150</b>				
	ST : 30,30 TB : 50,80 ØH : 35,00 Hz : -4,70 Hx/y : 0,00 0,00 ØV : 36,00 36,00 Vz : -3,20 -3,20 T1 : 5,80	<b>R02</b>  1,20 SR <b>R26</b>  1,50 SR <b>R37</b>  2,50 SR.R						
 22,00 x 56,00 x 12,50								
AUDI		P054 838				Ø84,51		
      	 <b>Ø84,51</b> RC,T 8 Benzin Engine : RS6, RS7 4.0 Lt. TFSI BI- TURBO TWIN TURBO PETROL V8 580BHP <b>CWU / CRD CODE</b> <b>ENGINE</b> 2015-2020	<b>P054 838 000</b> STD STD <b>P054 838 025</b> STD +0,25 <b>P054 838 150</b> -0,10 +0,50	<b>R054 838 000</b> <b>R054 838 025</b> <b>R054 838 050</b>	<b>S054 838 000</b> <b>S054 838 025</b> <b>S054 838 150</b>				
	ST : 30,30 TB : 50,80 ØH : 65,00 Hz : -4,80 Hx/y : 0,00 0,00 ØV : 37,00 37,00 Vz : -2,35 -2,35 T1 : 5,80	<b>R01</b>  1,20 SR <b>R26</b>  1,50 SR <b>R35</b>  2,00 SR.R						
 22,00 x 60,00 x 12,00								

AUDI		P054 839				Ø84,51				
       	<b>P054 839 000</b> <b>P054 839 025</b> <b>P054 839 150</b>	STD STD -0,10	STD +0,25 +0,50	<b>R054 839 000</b> <b>R054 839 025</b> <b>R054 839 050</b>	<b>S054 839 000</b> <b>S054 839 025</b> <b>S054 839 150</b>					
	<b>Ø84,51</b>	ST : 30,30 TB : 50,80 ØH : 65,00 Hz : -4,80 Hx/y : 0,00    0,00 ØV : 37,00    37,00 Vz : -2,35    -2,35 T1 : 5,65	<b>R02</b>  1,50 SR <b>R26</b>  1,50 SR <b>R37</b>  2,00 SR.R							
										
	22,00 x 60,00 x 12,00									Montaj Yüksekliği
AUDI		P054 840				Ø84,51				
       	<b>P054 840 000</b> <b>P054 840 025</b> <b>P054 840 150</b>	STD STD -0,10	STD +0,25 +0,50	<b>R054 840 000</b> <b>R054 840 025</b> <b>R054 840 050</b>	<b>S054 840 000</b> <b>S054 840 025</b> <b>S054 840 150</b>					
	<b>Ø84,51</b>	ST : 30,30 TB : 50,80 ØH : 65,00 Hz : -4,80 Hx/y : 0,00    0,00 ØV : 37,00    37,00 Vz : -2,35    -2,35 T1 : 5,80	<b>R02</b>  1,20 SR <b>R26</b>  1,50 SR <b>R37</b>  2,50 SR.R							
										
	22,00 x 60,00 x 12,00									Montaj Yüksekliği




**AUDI** **P054 841** **Ø84,52**

**Ø84,515**

 EP  
8

Benzin Engine:

**CFSA**

RS4 B8 RS5 8T 4.2 FSI




Volkswagen

**P054 841 000**  
**P054 841 025**  
**P054 841 050**

 STD STD  
 +0,25  
 +0,50

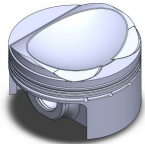
**R054 841 000**  
**R054 841 025**  
**R054 841 050**
**S054 841 000**  
**S054 841 025**  
**S054 841 050**

 ST : 27,50  
 TB : 54,30  
 ØH : 6,80  
 Hz : -1,80 -8,50  
 Hx/y : 0,00 0,00  
 ØV : 36,00 36,00  
 Vz : -2,80 -2,80  
 T1 : 41,25

**R01**  1,00 SR.R  
**R26**  1,20 SR  
**R35**  2,00 SR.R


20,00 x 48,00 x 11,00

Montaj Yüksekliği

**AUDI** **P054 842** **Ø84,52**

**Ø84,515**

 EP  
8

Benzin Engine:

**CFSA**

RS4 B8 RS5 8T 4.2 FSI V8


Volkswagen

**P054 842 000**  
**P054 842 025**  
**P054 842 050**

 STD STD  
 +0,25  
 +0,50

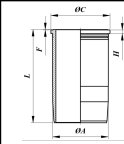
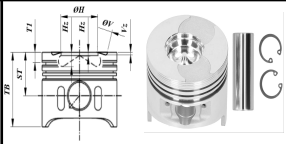
**R054 842 000**  
**R054 842 025**  
**R054 842 050**
**S054 842 000**  
**S054 842 025**  
**S054 842 050**

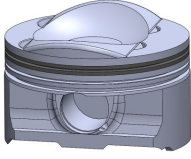




 ST : 27,50  
 TB : 54,30  
 ØH : 6,80  
 Hz : -1,80 -8,50  
 Hx/y : 0,00 0,00  
 ØV : 36,00 36,00  
 Vz : -2,80 -2,80  
 T1 : 41,25

**R01**  1,00 SR.R  
**R26**  1,20 SR  
**R35**  2,00 SR.R


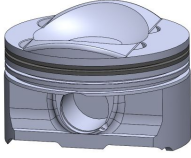




20,00 x 48,00 x 11,00

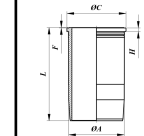
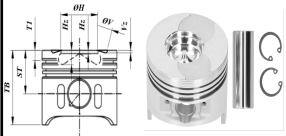
Montaj Yüksekliği


**AUDI P054 843 Ø85,51**

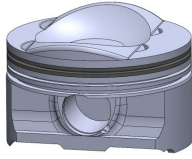




 <b>Ø85,51</b> EP 6 Benzin Engine : 2008/2009 AUDI A4/A5 QUATTRO 3.2 L V6 <b>CALA</b>	<b>P054 843 000</b> STD STD <b>P054 843 050</b> STD +0,50	<b>R054 843 000</b> <b>R054 843 050</b>	<b>S054 843 000</b> <b>S054 843 050</b>				
	<b>ST :</b> 27,20 <b>TB :</b> 47,60 <b>ØH :</b> 31,00 <b>Hz :</b> -2,70 6,75 <b>Hx/y :</b> <b>ØV :</b> <b>Vz :</b> -0,60 -1,70 <b>T1 :</b> 41,10	<b>R02</b>  1,00 SR <b>R21</b>  1,20 SR <b>R35</b>  2,00 SR.R					
	 20,00 x 48,00 x 11,00						Montaj Yüksekliği

**AUDI P054 844 Ø85,51**

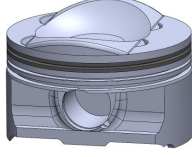




 <b>Ø85,51</b> EP 6 Benzin Engine : 2008/2009 AUDI A4/A5 QUATTRO 3.2 L V6 <b>CALA</b>	<b>P054 844 000</b> STD STD <b>P054 844 050</b> STD +0,50	<b>R054 844 000</b> <b>R054 844 050</b>	<b>S054 844 000</b> <b>S054 844 050</b>				
	<b>ST :</b> 27,20 <b>TB :</b> 47,60 <b>ØH :</b> 31,00 <b>Hz :</b> -2,70 6,75 <b>Hx/y :</b> <b>ØV :</b> <b>Vz :</b> -1,70 -0,60 <b>T1 :</b> 41,10	<b>R02</b>  1,00 SR <b>R21</b>  1,20 SR <b>R35</b>  2,00 SR.R					
	 20,00 x 48,00 x 11,00						Montaj Yüksekliği





**AUDI P054 845 Ø85,51**

 <b>Ø85,51</b>	<b>P054 845 000</b> STD STD <b>P054 845 050</b> STD +0,50	<b>R054 845 000</b> <b>R054 845 050</b>	<b>S054 845 000</b> <b>S054 845 050</b>				
	ST : 27,20 TB : 47,60 ØH : 31,00 Hz : -2,70 6,75 Hx/y : ØV : Vz : -0,60 -1,70 T1 : 40,90	<b>R02</b>  1,20 SR <b>R21</b>  1,50 SR <b>R35</b>  2,00 SR.R					
	 20,00 x 48,00 x 11,00						Montaj Yüksekliği

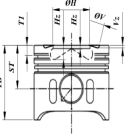



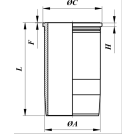


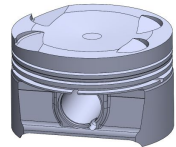









**AUDI P054 846 Ø85,51**

 <b>Ø85,51</b>	<b>P054 846 000</b> STD STD <b>P054 846 050</b> STD +0,50	<b>R054 846 000</b> <b>R054 846 050</b>	<b>S054 846 000</b> <b>S054 846 050</b>				
	ST : 27,20 TB : 47,60 ØH : 31,00 Hz : -2,70 6,75 Hx/y : ØV : Vz : -1,70 -0,60 T1 :	<b>R02</b>  1,20 SR <b>R21</b>  1,50 SR <b>R35</b>  2,00 SR.R					
	 20,00 x 48,00 x 11,00						Montaj Yüksekliği













BMW		P103 701				Ø77,00			
 <p><b>Ø77</b></p> <p>EP,S 4</p> <p>Benzin Engine : <b>N 14 B 16</b> 4 Sil. 1598cc 128 kW / 163 PS - 16 V Mini (R56) CooperS 1,6 i 16 V Turbo 2006 -</p> <p>Citroen, Mini, Peugeot</p>	<b>P103 701 000</b>	STD	STD	<b>R103 701 000</b>	<b>S103 701 000</b>				
	<b>P103 701 050</b>	STD	+0,50	<b>R103 701 050</b>	<b>S103 701 050</b>				
	<b>P103 701 040</b>	STD	+0,40	<b>R103 701 040</b>	<b>S103 701 040</b>				
	<b>P103 701 025</b>	STD	+0,25	<b>R103 701 025</b>	<b>S103 701 025</b>				
	<b>P103 701 500</b>	-0,50	STD	<b>R103 701 000</b>	<b>S103 701 500</b>				
	<b>P103 701 550</b>	-0,50	+0,50	<b>R103 701 050</b>	<b>S103 701 550</b>				
	<b>P103 701 700</b>	-0,70	STD	<b>R103 701 000</b>	<b>S103 701 750</b>				
	<b>P103 701 750</b>	-0,70	+0,50	<b>R103 701 050</b>	<b>S103 701 700</b>				
		<b>ST :</b>	30,00		<b>R02</b>	 1,20	SR		
		<b>TB :</b>	50,00		<b>R26</b>	 1,50	SR		
	<b>ØH :</b>	34,80		<b>R38</b>	 2,00	SR.R			
	<b>Hz :</b>	-5,30	2,05						
	<b>Hx/y :</b>	0,00	0,00						
	<b>ØV :</b>	32,00	32,00						
	<b>Vz :</b>	-3,70	-3,70					Montaj Yüksekliği	
	<b>T1 :</b>	5,50							
	 <p>20,00 x 48,00 x 11,00</p>								

BMW		P103 702				Ø77,00			
 <p><b>Ø77</b></p> <p>EP 4</p> <p>Benzin Engine : MINI One LPG, ONE 1.4 R56, 207 1.4, 308 1.4 <b>EP3 / N 12 B14 A</b> 4 Cyl. Gasoline 13970 cc 70 kW 95 PS 207 WA / WC 1.4 16V 207 SW (WK) 1.4 16V 308 4A / 4C 1.4 16V</p> <p>Citroen, Mini, Peugeot</p>	<b>P103 702 000</b>	STD	STD	<b>R103 702 000</b>	<b>S103 702 000</b>				
	<b>P103 702 025</b>	STD	+0,25	<b>R103 702 025</b>	<b>S103 702 025</b>				
	<b>P103 702 050</b>	STD	+0,50	<b>R103 702 050</b>	<b>S103 702 050</b>				
	<b>P103 702 040</b>	STD	+0,40	<b>R103 702 040</b>	<b>S103 702 040</b>				
		<b>ST :</b>	27,65		<b>R02</b>	 1,20	SR.R		
		<b>TB :</b>	50,95		<b>R26</b>	 1,50	SR.R		
		<b>ØH :</b>	56,60		<b>R37</b>	 2,00	SR.R		
		<b>Hz :</b>	3,30	-3,10					
		<b>Hx/y :</b>	0,00	0,00					
		<b>ØV :</b>	32,50	32,50					
	<b>Vz :</b>	-5,80	-5,80					Montaj Yüksekliği	
	<b>T1 :</b>	38,75							
	 <p>18,00 x 43,00 x 10,00</p>								

BMW	P103 703				Ø77,01			
      								
 <p><b>Ø77,008</b></p> <p>T 4</p> <p>Benzin Engine : COOPER, COOPER COUNTRYMAN, COOPER PACEMAN <b>N12 B 16A</b> <b>N12 B 16A</b> 4 Cyl. 1598 cc, 90 kW 121- PS, Hub 85.8mm, 16 Ventile Citroen, Mini, Peugeot</p>	<b>P103 703 000</b> STD STD <b>P103 703 025</b> STD +0,25 <b>P103 703 050</b> STD +0,50 <b>P103 703 040</b> STD +0,40 <b>P103 703 550</b> -0,50 +0,50		<b>R103 703 000</b> <b>R103 703 025</b> <b>R103 703 050</b> <b>R103 703 040</b> <b>R103 703 050</b>	<b>S103 703 000</b> <b>S103 703 025</b> <b>S103 703 050</b> <b>S103 703 040</b> <b>S103 703 550</b>				
	<b>ST :</b> 27,50 <b>TB :</b> 47,50 <b>ØH :</b> 56,60 <b>Hz :</b> -2,00 <b>Hx/y :</b> -1,60 0,00 <b>ØV :</b> 30,00 30,00 <b>Vz :</b> -5,70 -5,70 <b>T1 :</b> 7,50		<b>R02</b>  1,20 SR <b>R26</b>  1,50 SR <b>R37</b>  2,00 SR.R		<p>Montaj Yüksekliği</p>			
 <p>18,00 x 43,00 x 10,00</p>								
BMW	P103 704				Ø77,01			
 <p><b>Ø77,01</b></p> <p>EP 4</p> <p>Benzin Engine : 114 i, 116 i, 118 i, 120 i, 120 i, 316 i, 320 i, 118 i ONE 1.6 <b>N13 B16 A</b> 4 Cyl. 1598 cc 75-125 KW - 102-170 PS, 10,5:1, 16V Citroen, Mini, Peugeot</p>	<b>P103 704 000</b> STD STD <b>P103 704 025</b> STD +0,25 <b>P103 704 050</b> STD +0,50 <b>P103 704 500</b> -0,50 STD <b>P103 704 550</b> -0,50 +0,50		<b>R103 704 000</b> <b>R103 704 025</b> <b>R103 704 050</b> <b>R103 704 000</b> <b>R103 704 050</b>	<b>S103 704 000</b> <b>S103 704 025</b> <b>S103 704 050</b> <b>S103 704 500</b> <b>S103 704 550</b>				
	<b>ST :</b> 28,50 <b>TB :</b> 51,20 <b>ØH :</b> 34,70 <b>Hz :</b> 2,70 -3,50 <b>Hx/y :</b> <b>ØV :</b> 30,00 30,00 <b>Vz :</b> -3,30 -3,30 <b>T1 :</b> 5,50		<b>R02</b>  1,20 SR <b>R26</b>  1,50 SR <b>R37</b>  2,00 SR.R		<p>Montaj Yüksekliği</p>			
 <p>20,00 x 48,00 x 11,00</p>								

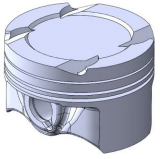



BMW		P103 705				Ø78,00		
 <p><b>Ø78</b></p> <p>RC,OCP,T</p> <p>4</p> <p><b>Diesel Engine:</b>  <b>N 47 D 16 A</b>            F20 114 d - 70 kW 95 PS            1598cc            F20 116 d - 85 kW 116 PS            1598cc            F21 114 d - 70 kW 95 PS            1598cc            F21 116 d - 85 kW 116 PS            1598cc  <b>MINI</b></p>	<b>P103 705 000</b> <b>P103 705 025</b> <b>P103 705 050</b>	STD STD STD	STD +0,25 +0,50	<b>R103 705 000</b> <b>R103 705 025</b> <b>R103 705 050</b>	<b>S103 705 000</b> <b>S103 705 025</b> <b>S103 705 050</b>			
	<p><b>ST :</b> 40,00</p> <p><b>TB :</b> 62,50</p> <p><b>ØH :</b> 47,10</p> <p><b>Hz :</b> -12,33    -4,70</p> <p><b>Hx/y :</b> 0,00    0,00</p> <p><b>ØV :</b></p> <p><b>Vz :</b></p> <p><b>T1 :</b> 8,00</p>	<p><b>R02</b>  1,75 SR</p> <p><b>R08</b>  1,75 SR</p> <p><b>R35</b>  2,00 SR</p>						
 <p>26,00 x 56,00 x 14,00</p>								Montaj Yüksekliği


BMW		P103 801				Ø80,00		
 <p><b>Ø80</b></p> <p>6</p> <p><b>Benzin Engine: 3 (E46) 320 i,</b>  <b>3 Convertible (E46) 320 Ci</b>  <b>M 54 226 S1 / M</b>  <b>54 B 22</b>  <b>M54 B20</b>            2000 cm<sup>3</sup> (170 PS)            320i (E39-E46),520i (E39-E46)            2000-2005</p>	<b>P103 801 000</b> <b>P103 801 050</b> <b>P103 801 001</b>	STD STD STD	STD +0,50 +1,00	<b>R103 801 000</b> <b>R103 801 050</b> <b>R103 801 001</b>	<b>S103 801 000</b> <b>S103 801 050</b> <b>S103 801 001</b>			
	<p><b>ST :</b> 29,60</p> <p><b>TB :</b> 49,50</p> <p><b>ØH :</b></p> <p><b>Hz :</b></p> <p><b>Hx/y :</b></p> <p><b>ØV :</b> 30,00    30,00</p> <p><b>Vz :</b> -2,90    -2,90</p> <p><b>T1 :</b> 5,80</p>	<p><b>R01</b>  1,20 SR</p> <p><b>R21</b>  1,50 SR</p> <p><b>R35</b>  2,00 SR</p>						
 <p>22,00 x 51,00 x 13,00</p>								Montaj Yüksekliği

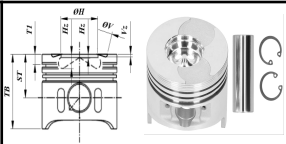



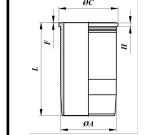








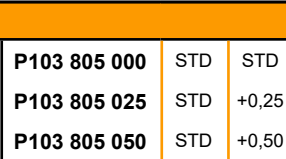
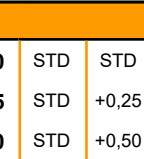

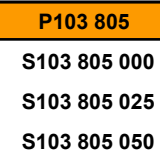
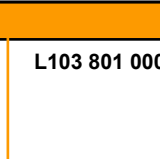

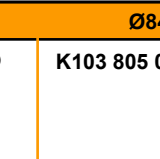








**BMW P103 802 Ø82,00**

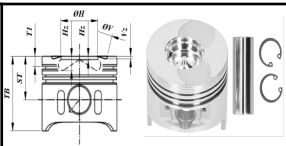


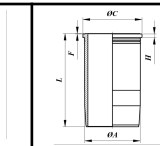









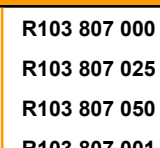



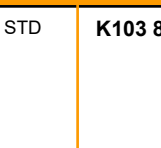






 <b>Ø82</b>	<b>P103 802 000</b> <b>P103 802 050</b>	STD STD	STD +0,50	<b>R103 802 000</b> <b>R103 802 050</b>	<b>S103 802 000</b> <b>S103 802 050</b>				
	ST : 33,20 TB : 52,70 ØH : 61,50 Hz : -2,00 Hx/y : 0,00    0,00 ØV : 30,00    30,00 Vz : -4,38    -4,38 T1 : 8,25				1,20 SR 1,50 SR 2,00 SR				
	 22,00 x 51,00 x 12,00								Montaj Yüksekliği

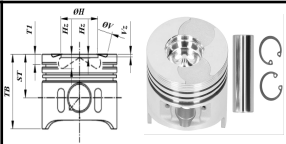


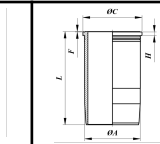


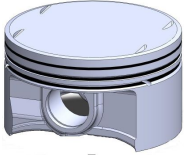




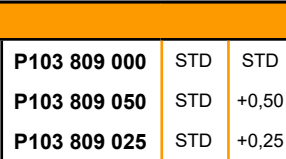










**BMW P103 803 Ø82,00**

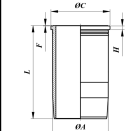
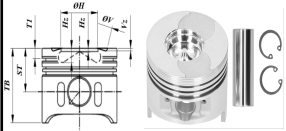
 <b>Ø82</b>	<b>P103 803 000</b>	STD	STD	<b>R103 803 000</b>	<b>S103 803 000</b>				
	ST : 33,18 TB : 51,18 ØH : 61,50 Hz : -2,04 Hx/y : ØV : 30,00    30,00 Vz : -4,35    -4,35 T1 : 7,00				1,20 SR 1,50 SR 2,00 SR.R				
	x                    x								Montaj Yüksekliği

BMW		P103 804				Ø84,00		
      	 <p><b>Ø84</b></p> <p>RC,OCP,BB,S</p> <p>4/6</p> <p>Diesel Engine : 3 (E46) 318 d, 3 (E46) 320 d</p> <p><b>M47N / M 47 204</b></p> <p><b>D1</b></p> <p>4 Sil. 2000 cc 320 D,320 TD,E -46 320 CD</p> <p><b>M57N</b></p> <p>6 Sil. 3000 cc 330D,330CD,330XD,E-53 X5 3,0D,E-60 530D,E-61 530D , E - 65 730D</p>	<p><b>P103 804 000</b> STD STD</p> <p><b>P103 804 050</b> STD +0,50</p> <p><b>P103 804 025</b> STD +0,25</p>	<p><b>R103 804 000</b></p> <p><b>R103 804 050</b></p> <p><b>R103 804 025</b></p>	<p><b>S103 804 000</b></p> <p><b>S103 804 050</b></p> <p><b>S103 804 025</b></p>	<p><b>L103 801 000</b></p> 	<p>STD</p>	<p><b>K103 804 000</b></p>	
	<p>ST : 44,87</p> <p>TB : 70,62</p> <p>ØH : 46,90</p> <p>Hz : -13,50 -6,10</p> <p>Hx/y : 0,00 0,00</p> <p>ØV : 27,50 27,50</p> <p>Vz : -1,48 -1,48</p> <p>T1 : 8,70</p>	<p><b>R16</b>  3,00 TR15°</p> <p><b>R26</b>  2,00 SR</p> <p><b>R35</b>  3,00 SR.R</p>	<p>Type : DS</p> <p>Coating :</p> <p>Ø A : 87,00</p> <p>Ø C : 88,50</p> <p>H : 6,00</p> <p>L : 149,00</p> <p>F :</p>	<p><b>Montaj Yüksekliği</b></p> <p>1. Kertik conta ile +0,85 / +0,90</p> <p>2. Kertik conta ile +0,90 / +1,00</p> <p>3. Kertik conta ile +1,00 / +1,10</p>				
 <p>30,00 x 68,00 x 15,00</p>								
BMW		P103 805				Ø84,00		
      	 <p><b>Ø84</b></p> <p>RC,OCP,YP,T</p> <p>4/6</p> <p>Diesel Engine: 3 (E46) 330 d, 3 Touring (E46) 330 d</p> <p><b>M57 D 30</b></p> <p><b>M57 306 D1</b></p> <p>2926 cm³ 135 kW (184 PS) 18:1 Turbo Intercooler 330 D,530 D, 730 D 1999...</p> <p>Land Rover</p>	<p><b>P103 805 000</b> STD STD</p> <p><b>P103 805 025</b> STD +0,25</p> <p><b>P103 805 050</b> STD +0,50</p> <p><b>P103 805 001</b> STD +1,00</p>	<p><b>R103 805 000</b></p> <p><b>R103 805 025</b></p> <p><b>R103 805 050</b></p> <p><b>R103 805 001</b></p>	<p><b>S103 805 000</b></p> <p><b>S103 805 025</b></p> <p><b>S103 805 050</b></p> <p><b>S103 805 001</b></p>	<p><b>L103 801 000</b></p> 	<p>STD</p>	<p><b>K103 805 000</b></p>	
	<p>ST : 47,00</p> <p>TB : 71,00</p> <p>ØH : 41,55</p> <p>Hz : -16,50 -6,00</p> <p>Hx/y : 0,00 0,00</p> <p>ØV : 27,50 27,50</p> <p>Vz : -1,48 -1,48</p> <p>T1 : 9,20</p>	<p><b>R16</b>  3,00 TR15°</p> <p><b>R26</b>  2,00 SR</p> <p><b>R35</b>  3,00 SR.R</p>	<p>Type : DS</p> <p>Coating :</p> <p>Ø A : 87,00</p> <p>Ø C : 88,50</p> <p>H : 6,00</p> <p>L : 149,00</p> <p>F :</p>	<p><b>Montaj Yüksekliği</b></p> <p>1. Kertik conta ile +0,80 / +0,90</p> <p>2. Kertik conta ile +0,90 / +1,00</p>				
 <p>30,00 x 68,00 x 15,00</p>								

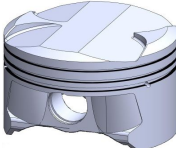






BMW		P103 806				Ø84,00		
      	<b>P103 806 000</b> <b>P103 806 025</b> <b>P103 806 050</b> <b>P103 806 001</b>	STD STD STD STD	STD +0,25 +0,50 +1,00	<b>R103 806 000</b> <b>R103 806 025</b> <b>R103 806 050</b> <b>R103 806 001</b>	<b>S103 806 000</b> <b>S103 806 025</b> <b>S103 806 050</b> <b>S103 806 001</b>	<b>L103 802 000</b>	STD	<b>K103 806 000</b>
	 <p><b>Ø84</b></p> <p>4</p> <p>Benzin Engine: 3 (E36) 318 i, 3 Convertible (E36) 318 i</p> <p><b>M 43 B 18 C</b>  <b>M 43 B 18E36</b>            4-Cyl. 1796 cm<sup>3</sup>,85 kW (115 PS) 9,7:1            318i / 518i / Z3 / 318g            04/1993... / Roadster            10/1995...</p>	ST : 31,65 TB : 57,65 ØH : 71,00 Hz : -3,03 Hx/y : 2,90 4,00 ØV : Vz : T1 : 7,40	<b>R01</b>  1,50 SR <b>R26</b>  1,50 SR <b>R38</b>  2,00 SR.R	Type : DS Coating : Ø A : 87,00 Ø C : 88,50 H : 6,00 L : 137,00 F :	Montaj Yüksekliği			
 <p>22,00 x 54,00 x 13,00</p>								
BMW		P103 807				Ø84,00		
      	<b>P103 807 000</b> <b>P103 807 025</b> <b>P103 807 050</b> <b>P103 807 001</b>	STD STD STD STD	STD +0,25 +0,50 +1,00	<b>R103 807 000</b> <b>R103 807 025</b> <b>R103 807 050</b> <b>R103 807 001</b>	<b>S103 807 000</b> <b>S103 807 025</b> <b>S103 807 050</b> <b>S103 807 001</b>	<b>L103 802 000</b>	STD	<b>K103 807 000</b>
	 <p><b>Ø84</b></p> <p>SP,S</p> <p>4/6</p> <p>Benzin Engine: 318i</p> <p><b>M 43 B 16 KAT</b> /  <b>M40B 18ME</b>            1596 cm<sup>3</sup>,75 kW (102 PS)9,7:1            3.16 1994...</p>	ST : 31,15 TB : 56,15 ØH : 70,00 Hz : -1,20 Hx/y : 3,45 3,80 ØV : Vz : T1 : 7,00	<b>R01</b>  1,50 SR <b>R26</b>  1,50 SR <b>R38</b>  2,00 SR.R	Type : DS Coating : Ø A : 87,00 Ø C : 88,50 H : 6,00 L : 137,00 F :	Montaj Yüksekliği			
 <p>22,00 x 54,00 x 13,00</p>								






BMW		P103 808				Ø84,00		
     	<b>P103 808 000</b> <b>P103 808 025</b> <b>P103 808 050</b>	STD STD STD	STD +0,25 +0,50	<b>R103 808 000</b> <b>R103 808 025</b> <b>R103 808 050</b>	<b>S103 808 000</b> <b>S103 808 025</b> <b>S103 808 050</b>	<b>L103 802 000</b>	STD	<b>K103 808 000</b>
	 <p><b>Ø84</b></p> <p>EP 6</p> <p><b>Benzin Engine:</b>  <b>M 54 B 30</b>            R 6 Benzin 2979 cm<sup>3</sup> 170 kW            (231 PS) 10,2:1            4 Ventile,            330 i, 530 i, 730 i, X 3, X 5, Z 3,            Z 4,            2000 - 2006</p>	<b>ST :</b> 28,32 <b>TB :</b> 48,32 <b>ØH :</b> <b>Hz :</b> <b>Hx/y :</b> <b>ØV :</b> 33,50 33,50 <b>Vz :</b> -0,76 -0,76 <b>T1 :</b> 4,55	<b>R01</b>  1,20 SR <b>R26</b>  1,50 SR <b>R35</b>  2,00 SR.R	<b>Type :</b> DS <b>Coating :</b> <b>Ø A :</b> 87,00 <b>Ø C :</b> 88,50 <b>H :</b> 6,00 <b>L :</b> 137,00 <b>F :</b>	<b>Montaj Yüksekliği</b> -2,00 / -2,20			
 <p>22,00 x 56,00 x 13,00</p>								
BMW		P103 809				Ø84,00		
     	<b>P103 809 000</b> <b>P103 809 050</b> <b>P103 809 025</b> <b>P103 809 200</b> <b>P103 809 250</b>	STD STD STD -0,20 -0,20	STD +0,50 +0,25 STD +0,50	<b>R103 809 000</b> <b>R103 809 050</b> <b>R103 809 025</b> <b>R103 809 000</b> <b>R103 809 050</b>	<b>S103 809 000</b> <b>S103 809 050</b> <b>S103 809 025</b> <b>S103 809 200</b> <b>S103 809 250</b>			
	 <p><b>Ø84</b></p> <p>RC,OCP 4</p> <p><b>Diesel Engine :</b>  <b>N47D Euro4</b>            4 Sil. 1995 cc Diesel 85-130 Kw            (115-177 HP)16:1            116d, 118d, 120d, 318d, 320d,            520d, X3 2,0d</p>	<b>ST :</b> 47,00 <b>TB :</b> 73,00 <b>ØH :</b> 47,50 <b>Hz :</b> -15,25 -4,75 <b>Hx/y :</b> 0,00 0,00 <b>ØV :</b> <b>Vz :</b> <b>T1 :</b> 9,65	<b>R01</b>  1,75 SR <b>R26</b>  1,75 SR.R <b>R35</b>  2,00 SR.R		<b>Montaj Yüksekliği</b> 1. Kertik (1,46) conta ile +0,80 / 0,92 2. Kertik (1,55) conta ile +0,93 / 1,03 3. Kertik (1,66) conta ile +1,04 / +1,20			
 <p>32,00 x 64,00 x 18,00</p>								



**BMW P103 810 Ø84,00**

 <p><b>Ø84</b></p> <p>EP</p> <p>4</p> <p><b>Benzin Engine :</b> <b>N42 B18 / N42 B20</b> 4 Sil. 1796 cc 85 Kw (116 PS) 10,25:1 - 316 1.8i 16V (E46) 2001 - 2004 / 1995 cc 105 Kw (143 PS) 10:1 - 318 2.0i 16V (E46) 2001-2004 <b>N45 B16 / N46 B20</b> 4 Sil. 1596 cc 85 Kw (116 PS) 10,25:1 - 116 1.6i 16V (E87), 316 1.6i 16V (E46) 2004-2007 / 1995 cc 105 Kw (143 PS) 10,20:1 - 318 2.0i 16V (E46) 2004-2005</p>	<p><b>P103 810 000</b> STD STD <b>R103 810 000</b> <b>S103 810 000</b></p> <p><b>P103 810 025</b> STD +0,25 <b>R103 810 025</b> <b>S103 810 025</b></p> <p><b>P103 810 050</b> STD +0,50 <b>R103 810 050</b> <b>S103 810 050</b></p>						
	<p>ST : 29,80</p> <p>TB : 50,80</p> <p>ØH :</p> <p>Hz :</p> <p>Hx/y :</p> <p>ØV : 34,00 34,00</p> <p>Vz : -5,10 -5,10</p> <p>T1 : 6,60</p>	<p><b>R01</b>  1,20 SR</p> <p><b>R26</b>  1,50 SR</p> <p><b>R38</b>  2,00 SR.R</p>					
 <p>20,00 x 50,00 x 11,00</p>							Montaj Yüksekliği

**BMW P103 811 Ø84,00**






 <p><b>Ø84</b></p> <p>RC,OCP,YP,T</p> <p>4</p> <p><b>Diesel Engine : 1 (E81, E87) 118d, 1 (E81, E87) 116d, 1 (E81, E87) 120 d</b> <b>N 47 D 20 A / N 47 D 20 C / N 47 D 20 B / N 47 S D20 D N 47 TU</b> 4 Sil. 1995 cc Diesel 135 Kw (181 HP) 16,5:1 318d, 320d, 520d, 525d</p>	<p><b>P103 811 000</b> STD STD <b>R103 811 000</b> <b>S103 811 000</b></p> <p><b>P103 811 025</b> STD +0,25 <b>R103 811 025</b> <b>S103 811 025</b></p> <p><b>P103 811 050</b> STD +0,50 <b>R103 811 050</b> <b>S103 811 050</b></p> <p><b>P103 811 200</b> -0,20 STD <b>R103 811 000</b> <b>S103 811 200</b></p> <p><b>P103 811 250</b> -0,20 +0,50 <b>R103 811 050</b> <b>S103 811 250</b></p> <p><b>P103 811 400</b> -0,40 STD <b>R103 811 000</b> <b>S103 811 400</b></p> <p><b>P103 811 450</b> -0,40 +0,50 <b>R103 811 050</b> <b>S103 811 450</b></p>						
	<p>ST : 47,00</p> <p>TB : 73,00</p> <p>ØH : 47,50</p> <p>Hz : -14,50 -4,00</p> <p>Hx/y : 0,00 0,00</p> <p>ØV :</p> <p>Vz :</p> <p>T1 : 9,65</p>	<p><b>R01</b>  1,75 SR</p> <p><b>R26</b>  1,75 SR.R</p> <p><b>R35</b>  2,00 SR.R</p>					
 <p>32,00 x 64,00 x 18,00</p>							1 Çentik conta ile 0,72 / 0,83 2 Çentik conta ile 0,84 / 0,93 3 Çentik conta ile 0,94 / 1,05

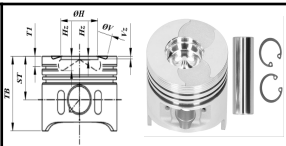



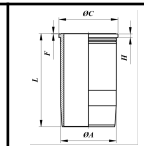








**BMW P103 812 Ø84,00**

 <p><b>Ø84</b></p> <p>RC,OCP,BB,YP,T 4</p> <p>Diesel Engine : 118d, 218d, 320d xDrive, 520d xDrive <b>B 47</b> 4 Cyl. 1995 cc 85-155 Kw 116 -211 PS 16,5 2015...</p>	<p><b>P103 812 000</b> STD STD <b>R103 812 000</b> <b>S103 812 000</b></p> <p><b>P103 812 025</b> STD +0,25 <b>R103 812 025</b> <b>S103 812 025</b></p> <p><b>P103 812 050</b> STD +0,50 <b>R103 812 050</b> <b>S103 812 050</b></p> <p><b>P103 812 200</b> -0,20 STD <b>R103 812 000</b> <b>S103 812 200</b></p> <p><b>P103 812 250</b> -0,20 +0,50 <b>R103 812 050</b> <b>S103 812 250</b></p> <p><b>P103 812 400</b> -0,40 STD <b>R103 812 000</b> <b>S103 812 400</b></p> <p><b>P103 812 450</b> -0,40 +0,50 <b>R103 812 050</b> <b>S103 812 450</b></p>	<p><b>ST :</b> 47,00</p> <p><b>TB :</b> 73,00</p> <p><b>ØH :</b> 47,50</p> <p><b>Hz :</b> -14,15 -4,60</p> <p><b>Hx/y :</b> 0,00 0,00</p> <p><b>ØV :</b></p> <p><b>Vz :</b></p> <p><b>T1 :</b> 9,00</p>	<p><b>R01</b>  1,50 SR</p> <p><b>R26</b>  1,50 SR.R</p> <p><b>R35</b>  2,00 SR.R</p>	<p><b>32,00 x 64,00 x 18,00</b></p> 	<p>Montaj Yüksekliği</p>






**BMW P103 813 Ø84,00**

 <p><b>Ø84</b></p> <p>RC,OCP,BB,S 4/6</p> <p>Diesel Engine : X5 (E53) 3.0 d, 3 (E46) 318 d, 3 (E46) 320 d <b>M57N 306 D4</b> 6 Cyl. 2993 cc 160 kW (218 PS) 12/03 <b>M 47 N 204 D4</b> <b>Euro 4 / M 47 TUD</b> <b>20 Euro 4 / M57N</b> <b>306 D2 Euro4 / M57N 306 D2</b> <b>Euro4 / M57N2</b> <b>306D2 Euro4</b></p>	<p><b>P103 813 000</b> STD STD <b>R103 813 000</b> <b>S103 813 000</b></p> <p><b>P103 813 025</b> STD +0,25 <b>R103 813 025</b> <b>S103 813 025</b></p> <p><b>P103 813 050</b> STD +0,50 <b>R103 813 050</b> <b>S103 813 050</b></p>	<p><b>ST :</b> 44,87</p> <p><b>TB :</b> 70,62</p> <p><b>ØH :</b> 47,50</p> <p><b>Hz :</b> -14,50 -4,65</p> <p><b>Hx/y :</b> 0,00 0,00</p> <p><b>ØV :</b> 27,50 27,50</p> <p><b>Vz :</b> -1,35 -1,35</p> <p><b>T1 :</b> 8,70</p>	<p><b>R16</b>  3,00 TR15°</p> <p><b>R26</b>  2,00 SR</p> <p><b>R35</b>  2,00 SR.R</p>	<p><b>L103 801 000</b> STD <b>K103 813 000</b></p>  <p><b>Type :</b> DS</p> <p><b>Coating :</b></p> <p><b>Ø A :</b> 87,00</p> <p><b>Ø C :</b> 88,50</p> <p><b>H :</b> 6,00</p> <p><b>L :</b> 149,00</p> <p><b>F :</b></p>	<p>Montaj Yüksekliği</p> <p>1,45 mm conta + 0,45 / + 0,56 1,55 mm conta + 0,56 / + 0,65 1,65 mm conta + 0,65 / + 0,75</p>





BMW	P103 814				Ø84,00			
      	<b>P103 814 000</b> <b>P103 814 025</b> <b>P103 814 050</b>	STD STD STD	STD +0,25 +0,50	<b>R103 814 000</b> <b>R103 814 025</b> <b>R103 814 050</b>	<b>S103 814 000</b> <b>S103 814 025</b> <b>S103 814 050</b>			
 <p><b>Ø84</b></p> <p>RC,OCP</p> <p>4</p> <p>Diesel Engine : 3 Touring (E91)            320d, 5 (E60) 520d, 5 Touring (E61) 520d,  <b>M 47 N 204 D5</b>            4 Cyl. 1995 cc 120 kW (163 PS),            Turbo Intercooled 09/05 - 07/05</p>				<b>R16</b>  3,00 TR15° <b>R26</b>  2,00 SR.R <b>R35</b>  2,00 SR.R				Montaj Yüksekliği

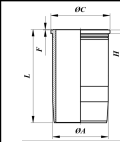
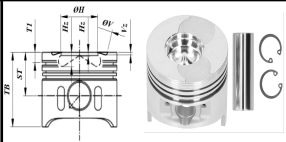


**BMW P103 816 Ø84,00**






 <p><b>Ø84</b></p> <p>RC,OCP,YP,T 4</p> <p>Diesel Engine : 1 (E81) 116d, 1 Convertible (E88) 118 d, 1 (F20) 118 d xDrive, 1 (F20) 120 d, 5 (F10) 520 d, X1 (E84) sDrive 16 d,</p> <p><b>N47 D20 C</b> 4 Sil. 157 kW, 214 PS</p> <p><b>N47 C20 A</b> 4 Sil. 82-105 kW, 112-143 PS</p> <p><b>B37</b> 3-Cyl. 1496cc 70-85 KW 95-116 PS 114d, 214d, Mini One</p>	<p><b>P103 816 000</b> STD STD <b>R103 816 000</b> <b>S103 816 000</b></p> <p><b>P103 816 025</b> STD +0,25 <b>R103 816 025</b> <b>S103 816 025</b></p> <p><b>P103 816 050</b> STD +0,50 <b>R103 816 050</b> <b>S103 816 050</b></p>						
	<p>ST : 42,00</p> <p>TB : 66,00</p> <p>ØH : 47,50</p> <p>H<sub>z</sub> : -14,50 -4,65</p> <p>H<sub>x/y</sub> : 0,00 0,00</p> <p>ØV :</p> <p>V<sub>z</sub> :</p> <p>T1 : 9,00</p>	<p><b>R01</b>  1,75 SR</p> <p><b>R26</b>  1,75 SR</p> <p><b>R35</b>  2,00 SR</p>					
 <p>28,00 x 62,00 x 16,00</p>							

**BMW P103 817 Ø84,00**






 <p><b>Ø84</b></p>	<p><b>P103 817 000</b> STD STD <b>R103 817 000</b> <b>S103 817 000</b></p> <p><b>P103 817 025</b> STD +0,25 <b>R103 817 025</b> <b>S103 817 025</b></p> <p><b>P103 817 050</b> STD +0,50 <b>R103 817 050</b> <b>S103 817 050</b></p>						
	<p>ST : 29,35</p> <p>TB : 49,60</p> <p>ØH : 47,00</p> <p>H<sub>z</sub> : 1,30 -6,66</p> <p>H<sub>x/y</sub> : 3,75 0,00</p> <p>ØV :</p> <p>V<sub>z</sub> : -4,00 -4,00</p> <p>T1 : 41,30</p>	<p><b>R01</b>  1,20 SR</p> <p><b>R26</b>  1,50 SR</p> <p><b>R37</b>  2,00 SR.R</p>					
 <p>20,00 x 48,00 x 11,00</p>							



**BMW P103 818 Ø84,00**





 <p><b>Ø84</b></p> <p>RC, OCP</p> <p>6</p> <p><b>Diesel Engine :</b> ALPINA D5 (F10), D4 Coupe (F32), 325 D, 330 XD, 430 D, 525 D, 5 530 D XDRIVE, 530 D, 640 D, 730 D, 740 D, X3 30 D, X4 30 D, X5 30 D, X6 3.0 D, X6 XDRIVE 30 D, N57 D30 A, N57 D30 B, N57 D30 C 6-Cyl. 2993 cc, 150-280 kW (204 - 381 PS) 16,5:1, 24 Valve. 3 Litre</p>	<p><b>P103 818 000</b> STD STD <b>R103 818 000</b> <b>S103 818 000</b></p>						
	<p><b>P103 818 025</b> STD +0,25 <b>R103 818 025</b> <b>S103 818 025</b></p> <p><b>P103 818 050</b> STD +0,50 <b>R103 818 050</b> <b>S103 818 050</b></p> <p><b>P103 818 200</b> -0,25 STD <b>R103 818 000</b> <b>S103 818 200</b></p> <p><b>P103 818 225</b> -0,25 +0,25 <b>R103 818 025</b> <b>S103 818 225</b></p>						
	<p><b>ST :</b> 47,00</p> <p><b>TB :</b> 73,00</p> <p><b>ØH :</b> 47,50</p> <p><b>Hz :</b> -14,50 -4,70</p> <p><b>Hx/y :</b> 0,00 0,00</p> <p><b>ØV :</b></p> <p><b>Vz :</b></p> <p><b>T1 :</b> 10,00</p>		<p><b>R06</b>  1,75 SR</p> <p><b>R08</b>  1,75 SR</p> <p><b>R35</b>  2,00 SR.R</p>				
	 <p>32,00 x 64,00 x 18,00</p>						Montaj Yüksekliği

**BMW P103 819 Ø84,00**

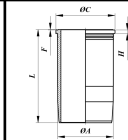
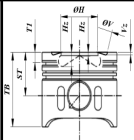
 <p><b>Ø84</b></p> <p>EP</p> <p>4</p> <p><b>Benzin Engine :</b> 1 (F20) 125 i, 2 (F22:F87) 228 i, 3 (E93) 328 i, 4 (F36) 420 i x Drive, 5 (F07) 528 i, X1 (E84) sDrive 20 i, X1 (E84) sDrive 28 i, X3 (F25) sDrive 20 i, X4 (F26) xDrive 20 i, X5 (F15; F85) xDrive 28 i <b>N20 B20A</b> 4 Cyl. 1997 cc 115-180 Kw (156 -245 PS) Turbo Intercooled EcoTough</p>	<p><b>P103 819 000</b> STD STD <b>R103 819 000</b> <b>S103 819 000</b></p>						
	<p><b>P103 819 050</b> STD +0,50 <b>R103 819 050</b> <b>S103 819 050</b></p>						
	<p><b>ST :</b> 32,40</p> <p><b>TB :</b> 51,10</p> <p><b>ØH :</b> 52,70</p> <p><b>Hz :</b> -3,70</p> <p><b>Hx/y :</b> 0,00 0,00</p> <p><b>ØV :</b> 30,00 30,00</p> <p><b>Vz :</b> -3,50 -3,50</p> <p><b>T1 :</b> 7,90</p>		<p><b>R01</b>  1,20 SR.R</p> <p><b>R26</b>  1,50 SR.R</p> <p><b>R38</b>  2,00 SR.R</p>				Montaj Yüksekliği
	 <p>22,00 x 52,00 x 13,00</p>						



BMW		P103 820				Ø84,00		
 <p><b>Ø84</b></p> <p>EP</p> <p>4</p> <p><b>Benzin Engine :</b> 2 (F22; F87) 220i, 2 (F23) 220i, 3 (F30; F35; F80) 320i, 3 (F31) 320i, 4 (F32; F82) 420i, 4 (F32; F82) 420i</p> <p>xDrive, 5 (F11) 520i</p> <p><b>N20 B20B</b></p> <p>4 Cyl. 1997 cc 120-135 Kw (163 -184 PS) Turbo Intercooled</p> <p><b>N20 CR 11:1 EcoTough</b></p>	<b>P103 820 000</b> <b>P103 820 050</b>	STD STD	STD +0,50	<b>R103 820 000</b> <b>R103 820 050</b>	<b>S103 820 000</b> <b>S103 820 050</b>			
	ST : 32,40 TB : 51,10 ØH : 47,65 Hz : -4,15    4,30 Hx/y : 0,00    -0,50 ØV : 32,00    32,00 Vz : -3,60    -3,60 T1 : 7,90	<b>R01</b>  1,20 SR.R <b>R26</b>  1,50 SR.R <b>R38</b>  2,00 SR.R						
 <p>22,00 x 52,00 x 13,00</p>								

BMW		P103 821				Ø84,00		
 <p><b>Ø84</b></p> <p>RC,OCP,BB</p> <p>6</p> <p><b>Diesel Engine :</b> X5 E70 M50 D</p> <p><b>N57 D30 C</b></p> <p>5 Litre</p>	<b>P103 821 000</b> <b>P103 821 025</b> <b>P103 821 050</b> <b>P103 821 200</b> <b>P103 821 225</b> <b>P103 821 250</b>	STD STD STD -0,25 -0,25 -0,25	STD +0,25 +0,50 STD +0,25 +0,50	<b>R103 821 000</b> <b>R103 821 025</b> <b>R103 821 050</b> <b>R103 821 000</b> <b>R103 821 025</b> <b>R103 821 050</b>	<b>S103 821 000</b> <b>S103 821 025</b> <b>S103 821 050</b> <b>S103 821 200</b> <b>S103 821 225</b> <b>S103 821 250</b>			
	ST : 48,00 TB : 74,00 ØH : 47,50 Hz : -15,25    -4,65 Hx/y : 0,00    0,00 ØV : Vz : T1 : 10,10	<b>R01</b>  1,75 SR <b>R08</b>  1,75 SR.R <b>R35</b>  2,00 SR.R						
 <p>32,00 x 64,00 x 18,00</p>								





BMW

P103 822

Ø84,00



Ø84


**P103 822 000** STD STD  
**P103 822 050** STD +0,50

**R103 822 000**  
**R103 822 050**

**S103 822 000**  
**S103 822 050**

ST : 42,00  
TB : 65,00  
ØH : 47,50  
Hz : -14,50 -4,70  
Hx/y : -0,25 0,00  
ØV :  
Vz :  
T1 : 10,00

**R01**  1,50 SR  
**R26**  1,50 SR  
**R35**  2,00 SR.R



28,00 x 60,00 x 15,00

Montaj Yüksekliği

BMW

P103 823

Ø84,00



Ø84


**P103 823 000** STD STD  
**P103 823 025** STD +0,25  
**P103 823 050** STD +0,50

**R103 823 000**  
**R103 823 025**  
**R103 823 050**

**S103 823 000**  
**S103 823 025**  
**S103 823 050**


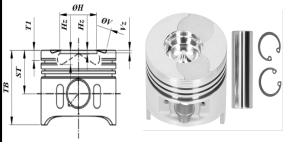


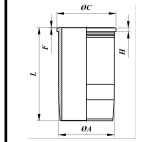












ST : 28,32  
TB : 48,32  
ØH :  
Hz :  
Hx/y :  
ØV : 33,50 33,50  
Vz : -0,76 -0,76  
T1 : 4,60

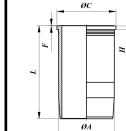
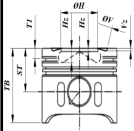
**R01**  1,20 SR  
**R26**  1,50 SR  
**R35**  2,00 SR.R



22,00 x 56,00 x 13,00

Montaj Yüksekliği

BMW		P103 824				Ø84,00			
      									
 <p><b>Ø84</b></p>	<b>P103 824 000</b> STD STD <b>P103 824 025</b> STD +0,25 <b>P103 824 050</b> STD +0,50			<b>R103 824 000</b> <b>R103 824 025</b> <b>R103 824 050</b>	<b>S103 824 000</b> <b>S103 824 025</b> <b>S103 824 050</b>				
	ST : 32,70 TB : 52,70 ØH : Hz : Hx/y : ØV : 33,50 33,50 Vz : -1,25 -1,25 T1 : 8,90			<b>R01</b>  1,50 SR <b>R26</b>  1,50 SR <b>R35</b>  2,00 SR.R					
	 <p>22,00 x 56,00 x 13,00</p>								Montaj Yüksekliği
BMW		P103 825				Ø84,00			
 <p><b>Ø84</b></p> <p>EP,T</p> <p>6</p> <p><b>Benzin Engine : 1 (E81) 125i, 1 (E87) 135 i, 1 (E88) 135i, 3 (E90) 330 i, 3 (E90) 335 i, 3 (E90) 335 i xDrive, 5 E (E60) 535 i xDrive, 7 (F01, F02, F03, F04), X6 (E71, E72) 35 i,</b></p> <p><b>N54 B30 A Twin Turbo (Bi-Turbo)</b> 6 Cyl. 220 kW, 264 kW, (299-359 PS) Till 12/2009</p> <p><b>N54 B30 B Twin Turbo (Bi-Turbo)</b> 6 Cyl. 225 kW, 306 PS Till 12/2009</p>		<b>P103 825 000</b> STD STD <b>P103 825 050</b> STD +0,50			<b>R103 825 000</b> <b>R103 825 050</b>	<b>S103 825 000</b> <b>S103 825 050</b>			
	ST : 31,70 TB : 50,70 ØH : 62,00 Hz : -6,00 Hx/y : -1,00 0,00 ØV : 30,00 30,00 Vz : -3,40 -3,40 T1 : 6,90			<b>R01</b>  1,50 SR <b>R26</b>  1,50 SR <b>R37</b>  2,50 SR.R					Montaj Yüksekliği
	 <p>22,00 x 52,00 x 13,00</p>								



**BMW P103 826 Ø84,00**




**Ø84**

<b>P103 826 000</b>	STD	STD	<b>R103 826 000</b>	<b>S103 826 000</b>
<b>P103 826 025</b>	STD	+0,25	<b>R103 826 025</b>	<b>S103 826 025</b>
<b>P103 826 050</b>	STD	+0,50	<b>R103 826 050</b>	<b>S103 826 050</b>

<b>ST :</b>	48,00
<b>TB :</b>	74,00
<b>ØH :</b>	47,50
<b>Hz :</b>	-14,15 -4,60
<b>Hx/y :</b>	0,00 0,00
<b>ØV :</b>	
<b>Vz :</b>	
<b>T1 :</b>	10,00

<b>R01</b>		1,50	SR
<b>R08</b>		1,50	SR
<b>R35</b>		2,00	SR

Montaj Yüksekliği



32,00 x 61,00 x 17,30

**BMW P103 827 Ø84,01**



**Ø84,005**

RC,OCP

6

Diesel Engine: 3 (E46) 318 d, 3 (E46) 320 d

**M 47 D 20**

1951 cm<sup>3</sup> 100 kW (136 PS) 19:1  
Turbo Intercooler  
320 D,520 1998...

<b>P103 827 000</b>	STD	STD	<b>R103 827 000</b>	<b>S103 827 000</b>	<b>L103 801 000</b>	STD	<b>K103 827 000</b>
<b>P103 827 025</b>	STD	+0,25	<b>R103 827 025</b>	<b>S103 827 025</b>			
<b>P103 827 050</b>	STD	+0,50	<b>R103 827 050</b>	<b>S103 827 050</b>			


<b>ST :</b>	47,00
<b>TB :</b>	71,00
<b>ØH :</b>	41,70
<b>Hz :</b>	-15,00 -2,50
<b>Hx/y :</b>	0,00 0,00
<b>ØV :</b>	27,50 27,50
<b>Vz :</b>	-1,48 -1,48
<b>T1 :</b>	9,20

<b>R16</b>		3,00	TR15°
<b>R21</b>		2,00	SR
<b>R35</b>		3,00	SR.R



<b>Type :</b>	DS
<b>Coating :</b>	
<b>Ø A :</b>	87,00
<b>Ø C :</b>	88,50
<b>H :</b>	6,00
<b>L :</b>	149,00
<b>F :</b>	

Montaj Yüksekliği



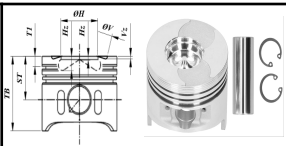


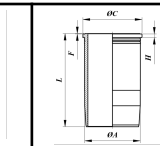



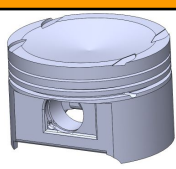




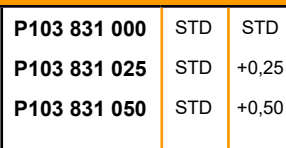











30,00 x 68,00 x 15,00

1,45 conta ile 0,72 / 0,83  
1,55 conta ile 0,84 / 0,93  
1,65 conta ile 0,94 / 1,05







BMW		P103 828				Ø84,01		
 <p><b>Ø84,01</b></p> <p>EP,T 6</p> <p><b>Benzin Engine :</b> N55 B30A - N55 3.0L X5 xDrive35i - X6 35iX - 135i - X1 xDrive35i - 335i - 335xi - 740Li xDrive - 640i - 640i xDrive - X5 sDrive35i</p>	<b>P103 828 000</b> <b>P103 828 050</b> <b>P103 828 001</b>	STD STD STD	STD +0,50 +1,00	<b>R103 828 000</b> <b>R103 828 050</b> <b>R103 828 001</b>	<b>S103 828 000</b> <b>S103 828 050</b> <b>S103 828 001</b>			
	ST : 33,15 TB : 52,15 ØH : 50,00 Hz : -5,50    -0,75 Hx/y : 0,00    0,00 ØV : 33,00    33,00 Vz : -4,40    -4,40 T1 : 42,45	<b>R01</b>  1,20 SR.R <b>R26</b>  1,50 SR.R <b>R38</b>  2,00 SR.R						
 <p>22,00 x 54,00 x 13,00</p>								Montaj Yüksekliği

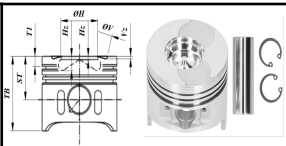


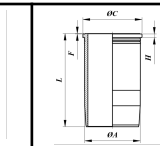







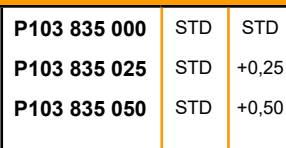










BMW		P103 829				Ø84,01		
 <p><b>Ø84,01</b></p>	<b>P103 829 000</b> <b>P103 829 050</b> <b>P103 829 001</b>	STD STD STD	STD +0,50 +1,00	<b>R103 829 000</b> <b>R103 829 050</b> <b>R103 829 001</b>	<b>S103 829 000</b> <b>S103 829 050</b> <b>S103 829 001</b>			
	ST : 33,15 TB : 52,15 ØH : 50,00 Hz : -5,50    -0,75 Hx/y : 0,00    0,00 ØV : 33,00    33,00 Vz : -4,40    -4,40 T1 : 42,45	<b>R01</b>  1,20 SR.R <b>R26</b>  1,50 SR.R <b>R38</b>  2,00 SR.R						
 <p>22,00 x 54,00 x 13,00</p>								

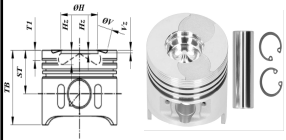



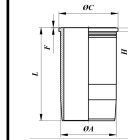









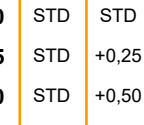
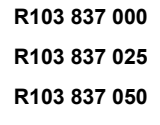










BMW		P103 830				Ø85,00			
      	 <p><b>Ø85</b></p> <p>S</p> <p><b>Benzin Engine :</b> 318TI, 318IS, Z3, 318i, 318iS, 318 TI COMPACT, Z3 1.9</p> <p><b>M44</b> 4-Cyl. 1895cc 103 kW (138 PS) Hub 83,5mm, 16 Ventile 1196...1999</p> <p><b>M44 B19 (194S1)</b> 4-Cyl. 1895cc, 103 kW, (140 PS), 10.1, 16 Ventile 1995...2000</p>	<b>P103 830 000</b> <b>P103 830 025</b> <b>P103 830 050</b>	STD STD STD	STD +0,25 +0,50	<b>R103 830 000</b> <b>R103 830 025</b> <b>R103 830 050</b>	<b>S103 830 000</b> <b>S103 830 025</b> <b>S103 830 050</b>			
	<p>ST : 30,40</p> <p>TB : 53,90</p> <p>ØH : 70,00</p> <p>H<sub>z</sub> : -5,00</p> <p>H<sub>x/y</sub> : 0,00    0,00</p> <p>ØV : 34,00    34,00</p> <p>V<sub>z</sub> : -1,30    -1,30</p> <p>T1 : 6,80</p>	<p>R01  1,20 SR</p> <p>R26  1,50 SR</p> <p>R37  2,00 SR.R</p>							
 <p>22,00 x 54,00 x 13,00</p>									Montaj Yüksekliği
BMW		P103 831				Ø85,00			
      	 <p><b>Ø85</b></p> <p>EP</p> <p><b>Benzin Engine :</b></p> <p><b>N53 B30 A</b> 2008 325i SE 215bhp 2996cc 3.0 petrol 2004-2011</p>	<b>P103 831 000</b> <b>P103 831 025</b> <b>P103 831 050</b>	STD STD STD	STD +0,25 +0,50	<b>R103 831 000</b> <b>R103 831 025</b> <b>R103 831 050</b>	<b>S103 831 000</b> <b>S103 831 025</b> <b>S103 831 050</b>			
	<p>ST : 30,20</p> <p>TB : 53,60</p> <p>ØH : 47,40</p> <p>H<sub>z</sub> : 3,40    -6,01</p> <p>H<sub>x/y</sub> : -4,00    0,00</p> <p>ØV : 30,00    30,00</p> <p>V<sub>z</sub> : -2,50    -2,50</p> <p>T1 : 42,85</p>	<p>R01  1,20 SR.R</p> <p>R21  1,50 SR.R</p> <p>R37  2,00 SR.R</p>							
 <p>20,00 x 49,00 x 11,00</p>									



BMW		P103 832				Ø85,01		
 <p><b>Ø85,007</b></p> <p>EP</p> <p>Benzin Engine : <b>N52 B30</b></p>	<b>P103 832 000</b>	STD	STD	<b>R103 832 000</b>	<b>S103 832 000</b>			
	<b>P103 832 025</b>	STD	+0,25	<b>R103 832 025</b>	<b>S103 832 025</b>			
	<b>P103 832 050</b>	STD	+0,50	<b>R103 832 050</b>	<b>S103 832 050</b>			
	<b>ST :</b> 30,10 <b>TB :</b> 50,10 <b>ØH :</b> 57,00 <b>Hz :</b> -2,25 <b>Hx/y :</b> 0,00    0,00 <b>ØV :</b> 32,00    32,00 <b>Vz :</b> -3,45    -3,45 <b>T1 :</b> 6,10		<b>R01</b>  1,20 SR <b>R21</b>  1,50 SR <b>R37</b>  2,00 SR.R					
	 <p>20,00 x 49,00 x 11,00</p>						Montaj Yüksekliği	

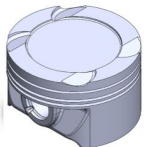




BMW		P103 833				Ø85,01		
 <p><b>Ø85,007</b></p> <p>EP</p> <p>6</p> <p>Benzin Engine: 125 i, 130 i, 330 i, 330 i, 330 Xi, 525 Xi, 530 i, 530 Xi, 630 i, 730 i, 730 i, Li, X1 25 i, X1 28 i, X3 28 i, X3 3.0 si, X3 3.0 Si, X3 30 i, X5 3.0 i, Z4 3.0 Si, Z4 3.0 i</p> <p><b>N52 B30 AF - N52 B30</b>  <b>N52N B30 A - N52 B30 B</b>  <b>N52 B30 A</b></p>	<b>P103 833 000</b>	STD	STD	<b>R103 833 000</b>	<b>S103 833 000</b>			
	<b>P103 833 025</b>	STD	+0,25	<b>R103 833 025</b>	<b>S103 833 025</b>			
	<b>P103 833 050</b>	STD	+0,50	<b>R103 833 050</b>	<b>S103 833 050</b>			
	<b>ST :</b> 31,55 <b>TB :</b> 51,55 <b>ØH :</b> 76,00 <b>Hz :</b> -1,25 <b>Hx/y :</b> -8,00    0,00 <b>ØV :</b> 35,00    35,00 <b>Vz :</b> -4,50    -4,50 <b>T1 :</b> 7,35		<b>R01</b>  1,20 SR <b>R26</b>  1,50 SR.R <b>R37</b>  2,00 SR.R					
	 <p>20,00 x 48,00 x 11,00</p>						Montaj Yüksekliği	

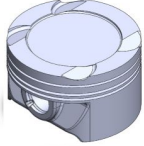




BMW		P103 834				Ø89,00		
      	<b>P103 834 000</b> <b>P103 834 025</b> <b>P103 834 050</b>	STD STD STD	STD +0,25 +0,50	<b>R103 834 000</b> <b>R103 834 025</b> <b>R103 834 050</b>	<b>S103 834 000</b> <b>S103 834 025</b> <b>S103 834 050</b>			
	<b>Ø89</b> EP 8 Benzin Engine : X6 (E71, E72) 50i, 5 (F10) 550i, 5 Touring (F11) 550i, 5 Gran Turismo (F07) 550i xDrive, E (E61) 550i 4.4 32V, 6 Cabriolet (F12) 650i, Coupe (F13) 650i xDrive, 7 (F01,F02,F03, F04) 750 Li xDrive, X6 (E71, E72), ActiveHybrid, X6 (E71, E72) xDrive 50i, X5 (E70) xDrive 50i, X6 (E71, E72) xDrive 50i <b>N63 B44 A,</b> 8 Cyl. 05.2012...	ST : 32,10 TB : 52,60 ØH : 64,00 Hz : -2,38 Hx/y : 0,00 0,00 ØV : 35,00 35,00 Vz : -2,96 -2,96 T1 : 6,70	<b>R01</b>  1,50 SR <b>R21</b>  1,50 SR <b>R35</b>  2,00 SR.R					
								Montaj Yüksekliği
	22,00 x 60,00 x 11,00							
BMW		P103 835				Ø89,00		
      	<b>P103 835 000</b> <b>P103 835 025</b> <b>P103 835 050</b>	STD STD STD	STD +0,25 +0,50	<b>R103 835 000</b> <b>R103 835 025</b> <b>R103 835 050</b>	<b>S103 835 000</b> <b>S103 835 025</b> <b>S103 835 050</b>			
	<b>Ø89</b> EP Benzin Engine : <b>S63 B</b> 2015... <b>N63 B44 A</b> 2012...	ST : 32,10 TB : 52,65 ØH : 68,00 Hz : 0,35 -300,00 Hx/y : 0,00 0,00 ØV : 35,00 35,00 Vz : -4,00 -4,00 T1 : 7,20	<b>R02</b>  1,20 SR <b>R26</b>  1,50 SR <b>R35</b>  2,00 SR.R					Montaj Yüksekliği
								
	22,00 x 57,00 x 11,00							

BMW		P103 836				Ø89,00			
       	 <b>Ø89</b>	<b>P103 836 000</b> STD STD <b>P103 836 025</b> STD +0,25 <b>P103 836 050</b> STD +0,50	<b>R103 836 000</b> <b>R103 836 025</b> <b>R103 836 050</b>	<b>S103 836 000</b> <b>S103 836 025</b> <b>S103 836 050</b>					
	<b>ST :</b> 32,10 <b>TB :</b> 52,65 <b>ØH :</b> 68,00 <b>Hz :</b> 0,35 -3,00 <b>Hx/y :</b> 0,00 0,00 <b>ØV :</b> 35,00 35,00 <b>Vz :</b> -4,00 -4,00 <b>T1 :</b> 7,20	<b>R01</b>  1,50 SR <b>R21</b>  1,50 SR <b>R38</b>  2,00 SR.R							
	 22,00 x 57,00 x 11,00								Montaj Yüksekliği
BMW		P103 837				Ø89,00			
       	 <b>Ø89</b> EP Benzin Engine : <b>S63B44 / 9,3</b> E70 X5 M S63 4.4 L E71 X6 M S63 4.4 L	<b>P103 837 000</b> STD STD <b>P103 837 025</b> STD +0,25 <b>P103 837 050</b> STD +0,50	<b>R103 837 000</b> <b>R103 837 025</b> <b>R103 837 050</b>	<b>S103 837 000</b> <b>S103 837 025</b> <b>S103 837 050</b>					
	<b>ST :</b> 32,10 <b>TB :</b> 52,60 <b>ØH :</b> 72,00 <b>Hz :</b> -4,25 <b>Hx/y :</b> 0,00 0,00 <b>ØV :</b> 35,00 35,00 <b>Vz :</b> -2,70 -2,70 <b>T1 :</b> 6,70	<b>R01</b>  1,50 SR <b>R21</b>  1,50 SR <b>R35</b>  2,00 SR.R							
	 22,00 x 60,00 x 12,00								Montaj Yüksekliği















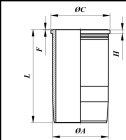
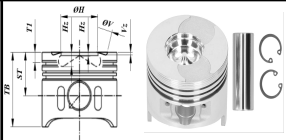
BMW		P103 838				Ø89,00		
 <p><b>Ø89</b> EP</p> <p>Benzin Engine :</p>	<b>P103 838 000</b> <b>P103 838 025</b> <b>P103 838 050</b>	STD STD STD	STD +0,25 +0,50	<b>R103 838 000</b> <b>R103 838 025</b> <b>R103 838 050</b>	<b>S103 838 000</b> <b>S103 838 025</b> <b>S103 838 050</b>			
	ST : 32,15 TB : 51,60 ØH : 67,50 Hz : -1,00    -0,50 Hx/y : 0,00    0,00 ØV : 36,00    36,00 Vz : -4,50    -4,50 T1 : 7,15	<b>R01</b>  1,20 SR.R <b>R26</b>  1,50 SR.R <b>R35</b>  2,00 SR.R						
	 <p>22,00 x 57,00 x 11,00</p>							

BMW		P103 839				Ø89,00		
 <p><b>Ø89</b></p>	<b>P103 839 000</b> <b>P103 839 025</b> <b>P103 839 050</b>	STD STD STD	STD +0,25 +0,50	<b>R103 839 000</b> <b>R103 839 025</b> <b>R103 839 050</b>	<b>S103 839 000</b> <b>S103 839 025</b> <b>S103 839 050</b>			
	ST : 32,15 TB : 51,60 ØH : 67,50 Hz : -1,00    -0,50 Hx/y : 0,00    0,00 ØV : 36,00    36,00 Vz : -4,50    -4,50 T1 : 7,15	<b>R01</b>  1,50 SR.R <b>R26</b>  1,50 SR.R <b>R35</b>  2,00 SR.R						
	 <p>22,00 x 57,00 x 11,00</p>							



BMW		P103 901				Ø92,00		
 <p><b>Ø92</b></p> <p>EP 4/6</p> <p><b>Benzin Engine: M 62 B 44 LEV</b> V8 Benzin 4395 cm³ 210 kW (286 PS) 10:1 4 Ventile 540 i, 740 i, 08/1996... 840 i, X5 01/2001...</p>	<b>P103 901 000</b> <b>P103 901 025</b> <b>P103 901 050</b>	STD STD STD	STD +0,25 +0,50	<b>R103 901 000</b> <b>R103 901 025</b> <b>R103 901 050</b>	<b>S103 901 000</b> <b>S103 901 025</b> <b>S103 901 050</b>			
	ST : 31,30 TB : 53,30 ØH : Hz : Hx/y : ØV : 38,40 38,40 Vz : -2,90 -2,90 T1 : 7,40	<b>R01</b>  1,50 SR <b>R26</b>  1,50 SR <b>R38</b>  2,00 SR.R						
 <p>22,00 x 60,00 x 12,50</p>								

BMW		P103 902				Ø92,00		
 <p><b>Ø92</b></p> <p>EP,T</p> <p><b>Benzin Engine: S65 / S85</b> E60 M5 / E63 M6 / E63 / E90 / E92 / E93 V 10</p>	<b>P103 902 000</b> <b>P103 902 025</b> <b>P103 902 050</b>	STD STD STD	STD +0,25 +0,50	<b>R103 902 000</b> <b>R103 902 025</b> <b>R103 902 050</b>	<b>S103 902 000</b> <b>S103 902 025</b> <b>S103 902 050</b>			
	ST : 27,40 TB : 47,40 ØH : 77,00 Hz : 4,15 -1,40 Hx/y : 0,00 0,00 ØV : Vz : -2,10 -2,10 T1 : 4,60	<b>R02</b>  1,20 SR.R <b>R26</b>  1,50 SR.R <b>R35</b>  2,00 SR.R						
 <p>21,00 x 53,00 x 12,00</p>								


**BMW P103 903 Ø92,00**

**Ø92**

EP,T



 Benzin Engine: **S65 / S85**  
 E60 M5 / E63 M6 / E63 / E90 /  
 E92 / E93  
 V 10

**P103 903 000**  
**P103 903 025**  
**P103 903 050**

 STD STD  
 STD +0,25  
 STD +0,50

**R103 903 000**  
**R103 903 025**  
**R103 903 050**
**S103 903 000**  
**S103 903 025**  
**S103 903 050**

 ST : 27,40  
 TB : 47,40  
 ØH : 77,00  
 Hz : 4,15 -1,40  
 Hx/y : 0,00 0,00  
 ØV :  
 Vz : -2,10 -2,10  
 T1 : 4,60

**R02**  1,20 SR.R  
**R26**  1,50 SR.R  
**R35**  2,00 SR.R


21,00 x 53,00 x 12,00

Montaj Yüksekliği

**BMW P103 904 Ø92,00**

**Ø92**
**P103 904 000**  
**P103 904 025**  
**P103 904 050**

 STD STD  
 STD +0,25  
 STD +0,50

**R103 904 000**  
**R103 904 025**  
**R103 904 050**
**S103 904 000**  
**S103 904 025**  
**S103 904 050**






 ST : 27,40  
 TB : 47,40  
 ØH : 77,00  
 Hz : 4,15 -1,40  
 Hx/y : 0,00 0,00  
 ØV :  
 Vz : -2,10 -2,10  
 T1 : 4,60







**R02**  1,50 SR.R  
**R26**  1,50 SR.R  
**R35**  2,00 SR.R


21,00 x 53,00 x 12,00

Montaj Yüksekliği








BMW		P103 905				Ø92,00		
 <p><b>Ø92</b></p>	<b>P103 905 000</b>	STD	STD	<b>R103 905 000</b>	<b>S103 905 000</b>			
	<b>P103 905 025</b>	STD	+0,25	<b>R103 905 025</b>	<b>S103 905 025</b>			
	<b>P103 905 050</b>	STD	+0,50	<b>R103 905 050</b>	<b>S103 905 050</b>			
	<b>ST :</b> 27,40 <b>TB :</b> 47,40 <b>ØH :</b> 77,00 <b>H<sub>z</sub> :</b> 4,15    -1,40 <b>H<sub>x/y</sub> :</b> 0,00    0,00 <b>ØV :</b> <b>V<sub>z</sub> :</b> -2,10    -2,10 <b>T1 :</b> 4,60			<b>R02</b>  1,50 SR.R <b>R26</b>  1,50 SR.R <b>R35</b>  2,00 SR.R				
	 <p>21,00 x 53,00 x 12,00</p>							Montaj Yüksekliği






CATERPILLAR		P140 201				Ø120,65		
 <p><b>Ø120,65</b></p> <p>RC2 , HP 4/6</p> <p><b>Diesel Engine :</b>  <b>D 330 C</b> Motor Nr. 4B1...4B4554, / Motor Nr. 5B1...5B1008  <b>D 333 C</b> Motor Nr. 62U1...Motor Nr.66D1...,Motor Nr.67D1  <b>3306</b> 10420 cc 93-186 kW (126-252 PS) 17:1/Crawler Dozer D7F,Grader 14D, / Motor Nr. 3N1...,Motor Nr. 44V1...,Motor Nr. 47V1...,Motor Nr. 49V1...,Motor Nr. 66D8891...,Motor Nr. 67D1103...,Motor Nr. 69D1...,Motor Nr. 76R273...,Pipe Layer 571F,Pipe Layer 572F, Wheel Loader Type 627, Wheel Loader Type 637</p>	<b>P140 201 000</b>	STD	STD	<b>R140 201 000</b>	<b>S140 201 000</b>	<b>L140 201 000</b>	STD	<b>K140 201 000</b>
		<b>ST :</b> 73,80 <b>TB :</b> 115,12 <b>ØH :</b> 101,00 <b>H<sub>z</sub> :</b> -14,00 <b>H<sub>x/y</sub> :</b> -4,50    2,54 <b>ØV :</b> 54,00    51,20 <b>V<sub>z</sub> :</b> -6,70    -7,40 <b>T1 :</b> 20,00			<b>R01</b>  3,16 SR <b>R09</b>  2,39 SR <b>R35</b>  5,54 SR		 <p><b>Type :</b> W  <b>Coating :</b>  <b>Ø A :</b> 134,35  <b>Ø C :</b> 143,00  <b>H :</b> 10,30  <b>L :</b> 255,00  <b>F :</b> 1,00</p>	
	 <p>43,18 x 96,00 x 20,00</p>							



**CATERPILLAR P140 202 Ø120,65**





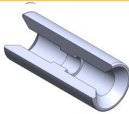
 <p><b>Ø120,65</b></p> <p>RC2 4/6</p> <p><b>Diesel Engine :</b>  <b>D 3304</b>                      7000 cm 46-97 kw (62-130 PS) / Loader 931,941,950,951, / Traktor D 3,D 4, D 5, Radlader 910,955 Skidder 518, 955 K - L,  <b>D 3306</b>                      10500 cm 78-147 kw (106-200 PS) / Grader 12, / Tractor D 5, D 6, 814, 816 / Pipelayer 561, 571 / Radlader 966, Skidder 528 1966.....</p>	<b>P140 202 000</b>	STD	STD	<b>R140 202 000</b>	<b>S140 202 000</b>	<b>L140 201 000</b>	STD	<b>K140 202 000</b>
	<p>ST : 73,91</p> <p>TB : 115,06</p> <p>ØH : 101,50</p> <p>Hz : -14,22</p> <p>Hx/y : -4,50    2,54</p> <p>ØV : 54,00    51,20</p> <p>Vz : -6,68    -7,26</p> <p>T1 : 20,50</p>	<p><b>R01</b>  3,16 SR</p> <p><b>R09</b>  2,39 SR</p> <p><b>R35</b>  5,54 SR</p>		<p><b>Type</b> : W</p> <p><b>Coating</b> :</p> <p>Ø A : 134,35</p> <p>Ø C : 143,00</p> <p>H : 10,30</p> <p>L : 255,00</p> <p>F : 1,00</p>		<p><b>Montaj Yüksekliği</b> -0,45 / +0,06</p>		
 <p>38,13 x 95,00 x 20,00</p>								

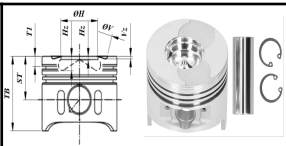


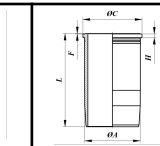







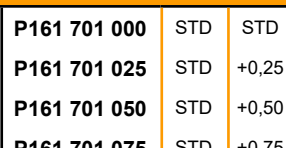
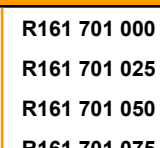

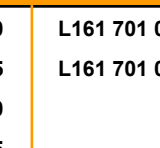






**CATERPILLAR P140 203 Ø120,65**

 <p><b>Ø120,65</b></p> <p>RC2 4/6</p> <p><b>Diesel Engine :</b>  <b>3306</b>                      6-Cyl. 65 V, D7G, 140G 963  <b>3304</b>                      4-Cyl. 7000 cc 49-97 kW (62-130 Ps) 17:1 120G</p>	<b>P140 203 000</b>	STD	STD	<b>R140 203 000</b>	<b>S140 203 000</b>	<b>L140 201 000</b>	STD	<b>K140 203 000</b>
	<p>ST : 74,00</p> <p>TB : 130,00</p> <p>ØH : 85,00</p> <p>Hz : -19,90    -5,40</p> <p>Hx/y : 0,00    0,00</p> <p>ØV : 54,80    57,80</p> <p>Vz : -2,10    -2,10</p> <p>T1 :</p>	<p><b>R16</b>  3,12 TR15°</p> <p><b>R19</b>  3,12 TR15°</p> <p><b>R35</b>  3,16</p>		<p><b>Type</b> : W</p> <p><b>Coating</b> :</p> <p>Ø A : 134,35</p> <p>Ø C : 143,00</p> <p>H : 10,30</p> <p>L : 255,00</p> <p>F : 1,00</p>		<p><b>Montaj Yüksekliği</b> -0,45 / +0,06</p>		
 <p>43,18 x 95,00 x 20,00</p>								









CATERPILLAR				P140 501		Ø158,75	
Ø158,75	P140 501 000	STD	STD	R140 501 000	S140 501 000		
	ST : TB : ØH : Hz : Hx/y : ØV : Vz : T1 :						Montaj Yüksekliği
	x	x					

CHEVROLET				P156 701		Ø77,90	
 Ø77,9 EP,T 4 Benzin Engine: F14D 1.4 16V G14D 1.4 16V	P156 701 000	STD	STD	R156 701 000	S156 701 000		
	P156 701 050	STD	+0,50	R156 701 050	S156 701 050		
	ST : 27,10 TB : 46,50 ØH : 54,01 Hz : 1,40 Hx/y : 0,00    0,00 ØV : 30,00    30,00 Vz : -2,50    -2,50 T1 : 4,70			R01  1,20 SR R26  1,20 SR R37  2,00 SR			Montaj Yüksekliği
 19,00 x 50,00 x 10,50							

CHRYSLER		P158 901				Ø94,00				
     	 <p><b>Ø94</b></p> <p>RC,EP</p> <p>Diesel Engine :</p>	<b>P158 901 000</b> <b>P158 901 025</b> <b>P158 901 050</b>	STD STD STD	STD +0,25 +0,50	<b>R158 901 000</b> <b>R158 901 025</b> <b>R158 901 050</b>	<b>S158 901 000</b> <b>S158 901 025</b> <b>S158 901 050</b>				
	ST : 48,10 TB : 83,10 ØH : Hz : -3,00    -3,80 Hx/y : ØV : Vz : T1 : 12,50	<b>R16</b>  3,00 TR15° <b>R06</b>  2,00 SR <b>R35</b>  4,00 SR.R								
	 <p>30,00 x 75,50 x 13,00</p>									Montaj Yüksekliği
CITROEN		P161 701				Ø73,70				
    	 <p><b>Ø73,7</b></p> <p>RC,T,YP</p> <p>4</p> <p>Diesel Engine :</p> <p><b>DV4 TD / DV4 TED</b>  <b>/ 8HX / 8HT / 8HZ</b>            R4,1398cm³ 50 kw (68 ps) Injektion , Turbo            XSARA 1,4 HDI            2003... / C 3 1,4 HDI            2002... / C 2 1,4 HDI            2003...            C 1 03/2005 /            206/306 1,4 HDI / Ford            Fiesta 1.4 TDCi  <b>Ford, Citroen, Mazda, Toyota</b></p>	<b>P161 701 000</b> <b>P161 701 025</b> <b>P161 701 050</b> <b>P161 701 075</b> <b>P161 701 200</b> <b>P161 701 250</b> <b>P161 701 400</b> <b>P161 701 450</b> <b>P161 701 600</b> <b>P161 701 650</b>	STD STD STD STD -0,20 -0,20 -0,40 -0,40 -0,60 -0,60	STD +0,25 +0,50 +0,75 STD +0,50 STD +0,50 STD +0,50	<b>R161 701 000</b> <b>R161 701 025</b> <b>R161 701 050</b> <b>R161 701 075</b> <b>R161 701 000</b> <b>R161 701 050</b> <b>R161 701 000</b> <b>R161 701 050</b> <b>R161 701 000</b> <b>R161 701 050</b>	<b>S161 701 000</b> <b>S161 701 025</b> <b>S161 701 050</b> <b>S161 701 075</b> <b>S161 701 200</b> <b>S161 701 250</b> <b>S161 701 450</b> <b>S161 701 400</b> <b>S161 701 600</b> <b>S161 701 650</b>	<b>L161 701 000</b> <b>L161 701 001</b>	STD Ø A : ,25	<b>K161 701 000</b> <b>K161 701 001</b>	
	ST : 42,94 TB : 65,44 ØH : 37,16 Hz : -14,70    -8,60 Hx/y : 3,65    2,20 ØV : 34,75    32,25 Vz : -1,50    -1,50 T1 : 8,00	<b>R16</b>  2,50 TR6° <b>R06</b>  1,95 SR <b>R35</b>  2,50 SR.R						Type : DS Coating : Ø A : 76,70 Ø C : 78,20 H : 5,00 L : 136,00 F :		Montaj Yüksekliği
	 <p>25,00 x 60,00 x 12,50</p>									1 centik 1,252mm conta ile + 0,771 / + 0,820 2 centik 1,303mm conta ile + 0,611 / + 0,720 3 centik 1,351mm conta ile + 0,721 / +0,770 4 centik 1,400mm conta ile + 0,821 / + 0,870 5 centik 1,450mm conta ile + 0,871 / + 0,977









CITROEN				P161 702		Ø73,70		
 <p><b>Ø73,7</b></p>	<b>P161 702 000</b>	STD	STD	<b>R161 702 000</b>	<b>S161 702 000</b>			
	ST : 42,94 TB : 65,44 ØH : 45,10 Hz : -12,50 -5,00 Hx/y : 0,75 -0,75 ØV : Vz : T1 :		R16  2,50 TR11° R08  1,95 SR R35  2,00 SR.R				Montaj Yüksekliği	
		x	x					

CITROEN				P161 703		Ø75,00		
 <p><b>Ø75</b></p> <p>RC,OCP,T,YP 4</p> <p>Diesel Engine: Berlingo 1.6 HDI 90, Berlingo 1.6 HDI 110, C4 Picasso 1.6 HDi, C4 Grand Picasso 1.6 HDi DV6ATED4, DV6ATED4 (9HX), DV6TED4 (9HZ) Euro4, DV6TED4 (9HY), DV6TED4 Euro4 1560 cm³, 80 kW (109 PS)17,5:1 1007 01/2007...06/2007 / 206 04/2005...06/2007 / 207 02/2006...03/2008 / 306 2003...20003 / 307 2004...12/2008 / 308 09/2007.../ 407 2003/2004 Partner 07/2005... / C 2 / C 4 / C 5 / Berlingo.... <b>Ford, Fiat, Mazda, Mini, Peugeot</b></p>	<b>P161 703 000</b>	STD	STD	<b>R161 703 000</b>	<b>S161 703 000</b>	 <p><b>L161 702 000</b></p>	STD	<b>K161 703 000</b>
	<b>P161 703 025</b>	STD	+0,25	<b>R161 703 025</b>	<b>S161 703 025</b>			
<b>P161 703 050</b>	STD	+0,50	<b>R161 703 050</b>	<b>S161 703 050</b>				
<b>P161 703 060</b>	STD	+0,60	<b>R161 703 060</b>	<b>S161 703 060</b>				
<b>P161 703 075</b>	STD	+0,75	<b>R161 703 075</b>	<b>S161 703 075</b>				
<b>P161 703 001</b>	STD	+1,00	<b>R161 703 001</b>	<b>S161 703 001</b>				
<b>P161 703 200</b>	-0,20	STD	<b>R161 703 000</b>	<b>S161 703 250</b>				
<b>P161 703 250</b>	-0,20	+0,50	<b>R161 703 050</b>	<b>S161 703 200</b>				
<b>P161 703 400</b>	-0,40	STD	<b>R161 703 000</b>	<b>S161 703 400</b>				
<b>P161 703 450</b>	-0,40	+0,50	<b>R161 703 050</b>	<b>S161 703 450</b>				
ST : 41,70 TB : 65,30 ØH : 41,72 Hz : -13,29 -6,05 Hx/y : 1,00 0,00 ØV : 27,50 27,50 Vz : -1,16 -1,16 T1 : 8,00		R01  3,00 TR6° R26  1,95 SR.R R35  2,50 SR.R		Type : DS Coating : Ø A : 78,00 Ø C : 79,50 H : 5,00 L : 142,00 F :		Montaj Yüksekliği		
 <p>26,00 x 61,00 x 13,00</p>						1.25 mm Conta ile + 0,53 / 0,63 1.30 mm Conta ile + 0,63 / 0,73 1.35 mm Conta ile + 0,68 / 0,73 1.40 mm Conta ile + 0,73 / 0,78 1,45 mm Conta ile + 0,78 / 0,88		















**CITROEN P161 704 Ø75,00**

 <p><b>Ø75</b></p> <p>RC, OCP, T, YP</p> <p>4</p> <p>Diesel Engine: Berlingo 1.6 HDI 90, Berlingo 1.6 HDI 110, C4 Picasso 1.6 HDi, C4 Grand Picasso 1.6 HDi</p> <p><b>DV6ATED4, DV6ATED4 (9HX), DV6TED4 (9HZ) Euro4, DV6TED4 (9HY), DV6TED4 Euro4</b></p> <p>1560 cm<sup>3</sup>, 80 kW (109 PS) 17,5:1 1007 01/2007...06/2007 / 206 04/2005...06/2007 / 207 02/2006...03/2008 / 306 2003...20003 / 307 2004...12/2008 / 308 09/2007.../ 407 2003/2004 Partner 07/2005... / C 2 / C 4 / C 5 / Berlingo...</p> <p><b>Ford, Fiat, Mazda, Mini, Peugeot</b></p>	<b>P161 704 000</b>	STD	STD	<b>R161 704 000</b>	<b>S161 704 000</b>	 <p><b>L161 702 000</b></p> <p>STD</p> <p><b>K161 704 000</b></p>
	<b>P161 704 025</b>	STD	+0,25	<b>R161 704 025</b>	<b>S161 704 025</b>	
	<b>P161 704 050</b>	STD	+0,50	<b>R161 704 050</b>	<b>S161 704 050</b>	
	<b>P161 704 060</b>	STD	+0,60	<b>R161 704 060</b>	<b>S161 704 060</b>	
	<b>P161 704 075</b>	STD	+0,75	<b>R161 704 075</b>	<b>S161 704 075</b>	
	<b>P161 704 001</b>	STD	+1,00	<b>R161 704 001</b>	<b>S161 704 001</b>	
	<b>P161 704 200</b>	-0,20	STD	<b>R161 704 000</b>	<b>S161 704 250</b>	
	<b>P161 704 250</b>	-0,20	<b>+0,50</b>	<b>R161 704 050</b>	<b>S161 704 200</b>	
	<b>P161 704 400</b>	-0,40	STD	<b>R161 704 000</b>	<b>S161 704 400</b>	
	<b>P161 704 450</b>	-0,40	<b>+0,50</b>	<b>R161 704 050</b>	<b>S161 704 450</b>	
<p>ST : 41,70</p> <p>TB : 65,30</p> <p>ØH : 41,72</p> <p>Hz : -13,29 -6,05</p> <p>Hx/y : 1,00 0,00</p> <p>ØV : 27,50 27,50</p> <p>Vz : -1,16 -1,16</p> <p>T1 : 8,00</p>	<p><b>R01</b>  3,00 TR6°</p> <p><b>R26</b>  1,95 SR.R</p> <p><b>R35</b>  2,50 SR.R</p>		<p>Type : DS</p> <p>Coating :</p> <p>Ø A : 78,00</p> <p>Ø C : 79,50</p> <p>H : 5,00</p> <p>L : 142,00</p> <p>F :</p>		<p><b>Montaj Yüksekliği</b></p> <p>1.25 mm Conta ile + 0,53 / 0,63</p> <p>1.30 mm Conta ile + 0,63 / 0,73</p> <p>1.35 mm Conta ile + 0,68 / 0,73</p> <p>1,40 mm Conta ile + 0,73 / 0,78</p> <p>1,45 mm Conta ile + 0,78 / 0,88</p>	
 <p>26,00 x 61,00 x 13,00</p>						

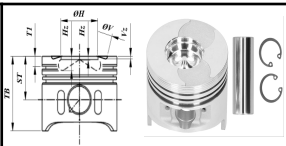


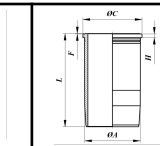







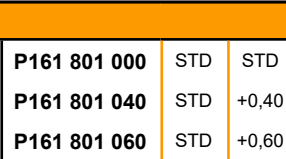


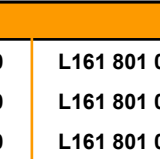







**CITROEN P161 705 Ø75,00**

 <p><b>Ø75</b></p> <p>RC, OCP, T, YP</p> <p>4</p> <p>Diesel Engine : BERLINGO 1.6 HDI, C3 II 1.6 HDI, C3 PICASSO 1.6 HDI, C4 GRAND PICASSO II HDI, C4 PICASSO II 1.6 HDI, DS4 1.6 HDI, DS5 1.6 HDI, JUMPY 1.6 HDI, EXPERT 1.6 HDI</p> <p><b>9HC (DV6C) - 9HD (DV6C) - 9HH - 9HM - DV6D</b></p> <p><b>9HD (DV6CTED), 9HF (DV6DTED), 9HJ (DV6DTEDM), 9HP (DV6DTED) 1.6 TDCI (DV6C)</b></p> <p><b>Ford, Peugeot, Volvo</b></p> <p>4-Cyl. 1560cc 55-85 kW 75-116 PS 8V</p>	<b>P161 705 000</b>	STD	STD	<b>R161 705 000</b>	<b>S161 705 000</b>	
	<b>P161 705 025</b>	STD	+0,25	<b>R161 705 025</b>	<b>S161 705 025</b>	
	<b>P161 705 050</b>	STD	+0,50	<b>R161 705 050</b>	<b>S161 705 050</b>	
	<b>P161 705 060</b>	STD	+0,60	<b>R161 705 060</b>	<b>S161 705 060</b>	
	<b>P161 705 075</b>	STD	+0,75	<b>R161 705 075</b>	<b>S161 705 075</b>	
	<b>P161 705 001</b>	STD	+1,00	<b>R161 705 001</b>	<b>S161 705 001</b>	
	<b>P161 705 200</b>	-0,20	STD	<b>R161 705 000</b>	<b>S161 705 250</b>	
	<b>P161 705 250</b>	-0,20	+0,50	<b>R161 705 050</b>	<b>S161 705 200</b>	
	<b>P161 705 400</b>	-0,40	STD	<b>R161 705 000</b>	<b>S161 705 400</b>	
	<b>P161 705 450</b>	-0,40	+0,50	<b>R161 705 050</b>	<b>S161 705 450</b>	
<p>ST : 41,70</p> <p>TB : 65,20</p> <p>ØH : 45,00</p> <p>Hz : -13,80 -5,20</p> <p>Hx/y : 0,90 0,90</p> <p>ØV :</p> <p>Vz :</p> <p>T1 : 9,20</p>	<p><b>R16</b>  2,50 TR6°</p> <p><b>R26</b>  1,95 SR</p> <p><b>R35</b>  2,00 SR.R</p>				<p><b>Montaj Yüksekliği</b></p> <p>1 Kertik 0,50mm / 0,63mm</p> <p>2 Kertik 0,63mm / 0,68mm</p> <p>3 Kertik 0,68mm / 0,73mm</p> <p>4 Kertik 0,73mm / 0,78mm</p> <p>5 Kertik 0,78mm / 0,88mm</p>	
 <p>26,00 x 61,00 x 13,00</p>						



CITROEN		P161 706				Ø75,00		
 <p><b>Ø75</b></p> <p>RC 4 Diesel Engine :</p>	<b>P161 706 000</b>	STD	STD	<b>R161 706 000</b>	<b>S161 706 000</b>			
	<b>P161 706 025</b>	STD	+0,25	<b>R161 706 025</b>	<b>S161 706 025</b>			
	<b>P161 706 050</b>	STD	+0,50	<b>R161 706 050</b>	<b>S161 706 050</b>			
	<b>P161 706 060</b>	STD	+0,60	<b>R161 706 060</b>	<b>S161 706 060</b>			
	<b>P161 706 075</b>	STD	+0,75	<b>R161 706 075</b>	<b>S161 706 075</b>			
	<b>P161 706 001</b>	STD	+1,00	<b>R161 706 001</b>	<b>S161 706 001</b>			
	<b>ST :</b> 41,70 <b>TB :</b> 65,20 <b>ØH :</b> 45,00 <b>Hz :</b> -13,80    -5,00 <b>Hx/y :</b> 0,90    0,90 <b>ØV :</b> <b>Vz :</b> <b>T1 :</b> 9,45		<b>R16</b>  2,50 TR6° <b>R26</b>  1,95 SR <b>R35</b>  2,00 SR.R					
	 26,00 x 61,00 x 13,00							Montaj Yüksekliği

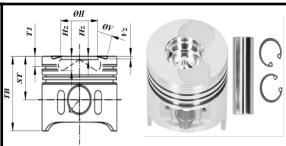



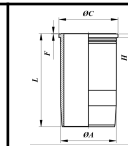








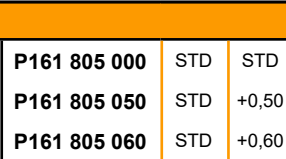
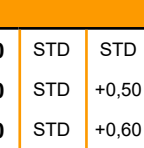
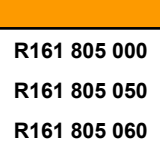
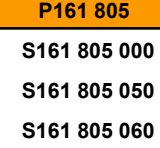









CITROEN		P161 707				Ø78,50		
 <p><b>Ø78,5</b></p> <p>BSG,T 4 Benzin Engine: <b>EC5 1,6 VTI EURO</b> <b>5</b> 4 Cyl. 1587 cc 85 kW - 115 HP C-Elysee 2012...- Peugeot</p>	<b>P161 707 000</b>	STD	STD	<b>R161 707 000</b>	<b>S161 707 000</b>			
	<b>P161 707 050</b>	STD	+0,50	<b>R161 707 050</b>	<b>S161 707 050</b>			
	<b>ST :</b> 32,35 <b>TB :</b> 53,75 <b>ØH :</b> 64,50 <b>Hz :</b> 1,40 <b>Hx/y :</b> 0,00    0,00 <b>ØV :</b> 35,00    35,00 <b>Vz :</b> -2,45    -2,45 <b>T1 :</b> 6,50		<b>R02</b>  1,00 SR <b>R26</b>  1,20 SR.R <b>R35</b>  2,00 SR.R					
	 20,00 x 57,00 x 12,00							Montaj Yüksekliği

CITROEN		P161 708				Ø78,50		
     	 <b>Ø78,5</b>  4 <b>Benzin Engine:</b> <b>EC5 1,6 VTI EURO 5</b> 4 Cyl. 1587 cc 85 kW - 115 HP C-Elysee 2012...- <b>DIFFERENT RING SIZE !!!</b> <b>Peugeot</b>	<b>P161 708 000</b> <b>P161 708 050</b>	STD STD +0,50	<b>R161 708 000</b> <b>R161 708 050</b>	<b>S161 708 000</b> <b>S161 708 050</b>			
	<b>ST :</b> 32,35 <b>TB :</b> 53,75 <b>ØH :</b> 64,50 <b>H<sub>z</sub> :</b> 1,40 <b>Hx/y :</b> 0,00    0,00 <b>ØV :</b> 35,00    35,00 <b>Vz :</b> -2,45    -2,45 <b>T1 :</b> 6,00	<b>R02</b>  1,20 SR <b>R26</b>  1,50 SR.R <b>R35</b>  2,50 SR.R						
 20,00 x 57,00 x 12,00								Montaj Yüksekliği
CITROEN		P161 801				Ø82,20		
    	 <b>Ø82,2</b>  YP,S 4 <b>Diesel Engine: Berlingo 1.9 D 4WD, Berlingo 1.9 D, Berlingo Box 1.9 D 70 4WD, Xsara 1.9 D, Berlingo 1.9 D DW 8, DW 8 B, DW 8 TD, WJC Euro 2, WJY Euro 2, WJZ Euro 2,</b> 1868 cc 51 kW (71PS)23:1 206 1,9 D, Expert, Partner 1998... <b>Peugeot</b>	<b>P161 801 000</b> <b>P161 801 040</b> <b>P161 801 060</b> <b>P161 801 050</b> <b>P161 801 001</b>	STD STD +0,40 STD +0,50 STD +1,00	<b>R161 801 000</b> <b>R161 801 040</b> <b>R161 801 060</b> <b>R161 801 050</b> <b>R161 801 001</b>	<b>S161 801 000</b> <b>S161 801 040</b> <b>S161 801 060</b> <b>S161 801 050</b> <b>S161 801 001</b>	<b>L161 801 000</b> <b>L161 801 001</b> <b>L161 801 002</b>	STD Ø A : ,5 -85,5	<b>K161 801 000</b> <b>K161 801 001</b> <b>K161 801 002</b>
	<b>ST :</b> 46,70 <b>TB :</b> 78,00 <b>ØH :</b> <b>H<sub>z</sub> :</b> -2,40    -1,25 <b>Hx/y :</b> <b>ØV :</b> <b>Vz :</b> <b>T1 :</b> 12,50	<b>R01</b>  2,00 SR <b>R06</b>  2,00 SR <b>R35</b>  3,00 SR					 <b>Type :</b> DS <b>Coating :</b> <b>Ø A :</b> 85,50 <b>Ø C :</b> 87,00 <b>H :</b> 5,00 <b>L :</b> 160,00 <b>F :</b>	
 25,00 x 60,00 x 12,50								1,26 mm conta ile + 0,51 / + 0,55 1,30 mm conta ile + 0,55 / + 0,59 1,34 mm conta ile + 0,59 / + 0,63




CITROEN		P161 802				Ø83,00	
<p><b>Ø83</b></p>	<b>P161 802 000</b>	STD	STD	<b>R161 802 000</b>	<b>S161 802 000</b>		
	<b>ST :</b> 33,30 <b>TB :</b> 56,30 <b>ØH :</b> 52,00 <b>Hz :</b> -1,00 <b>Hx/y :</b> <b>ØV :</b> <b>Vz :</b> -1,95    -2,00 <b>T1 :</b>			1,50 1,50 3,00	SR		
	<p>22,00 x 62,00 x 13,00</p>						Montaj Yüksekliği

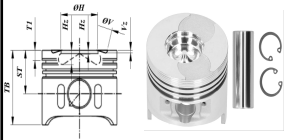



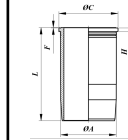








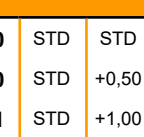










CITROEN		P161 803				Ø85,00	
<p><b>Ø85</b></p>	<b>P161 803 000</b>	STD	STD	<b>R161 803 000</b>	<b>S161 803 000</b>		
	<b>P161 803 060</b>	STD	+0,60	<b>R161 803 060</b>	<b>S161 803 060</b>		
	<b>ST :</b> 46,75 <b>TB :</b> 80,75 <b>ØH :</b> 38,00 <b>Hz :</b> -18,35 <b>Hx/y :</b> <b>ØV :</b> <b>Vz :</b> -1,00    -1,00 <b>T1 :</b>			3,50 2,00 3,00	TR6°		
<p>28,00 x 70,00 x 13,00</p>						Montaj Yüksekliği	

CITROEN		P161 804				Ø85,00		
       	 <p><b>Ø85</b></p> <p>RC,OCP,YP,T</p> <p>4</p> <p>Diesel Engine: C4 Grand Picasso, C4 II (B7), C5 III Break, Jumpy, DS4, DS5, 2.0 HDi 150, 2.0 HDi 165, 2.0 HDi 135, 2.0 HDi, RHE, RHC DW10CTED4 3008, 5008, C4, C5 III, 2.0 HDi, DS4, Kuga</p> <p>Fiat, Peugeot</p>	<b>P161 804 000</b> STD STD <b>P161 804 040</b> STD +0,40 <b>P161 804 050</b> STD +0,50 <b>P161 804 060</b> STD +0,60	<b>R161 804 000</b> <b>R161 804 040</b> <b>R161 804 050</b> <b>R161 804 060</b>	<b>S161 804 000</b> <b>S161 804 040</b> <b>S161 804 050</b> <b>S161 804 060</b>				
	<p>ST : 46,70</p> <p>TB : 74,70</p> <p>ØH : 50,40</p> <p>Hz : -13,71 -5,30</p> <p>Hx/y : 0,00 0,00</p> <p>ØV : 25,50 25,50</p> <p>Vz : -0,45 -0,45</p> <p>T1 : 8,80</p>	<p>R16  2,00 TR6°</p> <p>R06  2,00 SR</p> <p>R35  2,00 SR.R</p>						
 <p>30,00 x 68,00 x 13,00</p>								Montaj Yüksekliği
CITROEN		P161 805				Ø85,00		
       	 <p><b>Ø85</b></p> <p>RC,OCP,T</p> <p>Diesel Engine: 2.0 BlueHDi 110 Jumper Bus, Jumpy Van 2.0 BlueHDi 130, C4 SPACETOURER 2.0 BlueHDi 160, DS5 2.0 BlueHDi 180</p> <p>AHM (DW10FUE), AHK (DW10FE), AHN (DW10FUD) Euro5, AHN (DW10FUD) Euro5, EHT 'DW10FDDU340), AHP (DW10FUC) Euro5 80-81 kW, 109-110 PS</p> <p>Opel, Peugeot</p>	<b>P161 805 000</b> STD STD <b>P161 805 050</b> STD +0,50 <b>P161 805 060</b> STD +0,60	<b>R161 805 000</b> <b>R161 805 050</b> <b>R161 805 060</b>	<b>S161 805 000</b> <b>S161 805 050</b> <b>S161 805 060</b>				
	<p>ST : 46,60</p> <p>TB : 72,60</p> <p>ØH : 51,30</p> <p>Hz : -12,70 -5,00</p> <p>Hx/y : 0,00 0,00</p> <p>ØV :</p> <p>Vz :</p> <p>T1 : 9,00</p>	<p>R11  2,00 ETR3°</p> <p>R06  2,00 SR</p> <p>R35  2,00 SR.R</p>						
 <p>30,00 x 68,00 x 15,00</p>								





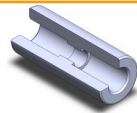







CLAAS		P162 001				Ø105,00		
 <b>Ø105</b>	<b>P162 001 000</b> STD STD <b>P162 001 050</b> STD +0,50 <b>P162 001 001</b> STD +1,00	<b>R162 001 000</b> <b>R162 001 050</b> <b>R162 001 001</b>	<b>S162 001 000</b> <b>S162 001 050</b> <b>S162 001 001</b>					
	ST : 70,10 TB : 108,00 ØH : 55,25 Hz : -22,00 -6,00 Hx/y : 2,65 1,75 ØV : Vz : T1 : 8,70	<b>R16</b>  3,50 TR15° <b>R06</b>  2,50 SR <b>R35</b>  3,50 SR.R						
	 39,70 x 74,00 x 23,00							

CUMMINS		P170 901				Ø94,00		
 <b>Ø94</b> RC,OCP 4 Diesel Engine : <b>ISF 2.8L Euro 3/4</b> <b>/ ISF2.8 Euro 3/4</b> <b>ISF2.8-L150P7-2</b> <b>Euro 3/4 /</b> <b>ISF2.8-S4129P</b> <b>Euro 3/4 /</b> <b>ISF2.8-S4161P</b> <b>Euro5</b> 4 Cyl. 2776-2800 cc 80-120 KW (109-163 PS) 16,9:1 Baic, Ford, Foton, Gaz, Huanghai, Joylong	<b>P170 901 000</b> STD STD <b>P170 901 050</b> STD +0,50	<b>R170 901 000</b> <b>R170 901 050</b>	<b>S170 901 000</b> <b>S170 901 050</b>					
	ST : 48,70 TB : 76,00 ØH : 52,00 Hz : -1630,00 -5,00 Hx/y : 0,00 0,00 ØV : Vz : T1 : 11,00	<b>R16</b>  2,50 TR15° <b>R06</b>  2,00 SR <b>R35</b>  3,00 SR.R						
	 34,50 x 73,00 x 17,00							

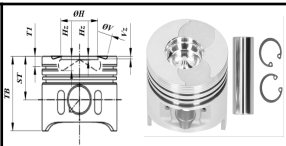



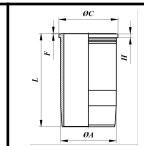







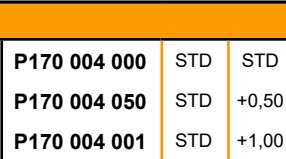

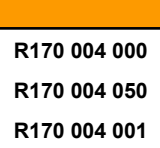
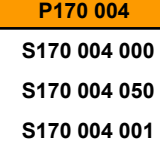

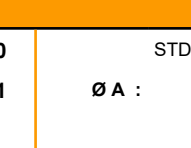
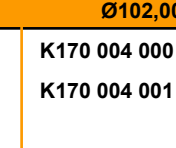





CUMMINS		P170 902				Ø94,00		
      	 <b>Ø94</b> RC, OCP 4 Diesel Engine : <b>ISF 2.8L Euro 3/4</b> <b>/ ISF2.8 Euro 3/4</b> <b>ISF2.8-L150P7-2</b> <b>Euro 3/4 /</b> <b>ISF2.8-S4129P</b> <b>Euro 3/4 /</b> <b>ISF2.8-S4161P</b> <b>Euro5</b> 4 Cyl. 2776-2800 cc 80-120 KW (109-163 PS) 16,9:1 Baic, Ford, Foton, Gaz, Huanghai, Joylong	<b>P170 902 000</b> <b>P170 902 050</b>	STD STD +0,50	<b>R170 902 000</b> <b>R170 902 050</b>	<b>S170 902 000</b> <b>S170 902 050</b>			
	ST : 48,70 TB : 76,00 ØH : 52,00 Hz : -1610,00 -4,90 Hx/y : 0,00 0,00 ØV : Vz : T1 : 11,00	<b>R16</b>  2,50 TR15° <b>R08</b>  2,00 SR <b>R35</b>  3,00 SR.R						
 34,50 x 73,00 x 17,00								
CUMMINS		P170 903				Ø95,00		
      	 <b>Ø95</b> RC Diesel Engine: QSB 3.3	<b>P170 903 000</b> <b>P170 903 050</b> <b>P170 903 001</b>	STD STD +0,50 STD +1,00	<b>R170 903 000</b> <b>R170 903 050</b> <b>R170 903 001</b>	<b>S170 903 000</b> <b>S170 903 050</b> <b>S170 903 001</b>			
	ST : 50,80 TB : 83,75 ØH : 46,00 Hz : -17,00 -10,00 Hx/y : ØV : Vz : T1 : 13,70	<b>R16</b>  2,50 TR15° <b>R01</b>  2,00 SR <b>R35</b>  4,00 SR						
 30,00 x 74,00 x 11,00								



CUMMINS		P170 001						Ø102,00	
 <p><b>Ø102</b></p> <p>RC</p> <p>4/6</p> <p>Diesel Engine :</p> <p><b>4B 3.9 C Euro 2,</b>  <b>4BT 3.9 Euro 2,</b>  <b>4BTA 3.9 Euro 2,</b>  <b>6B 5.9 C Euro 2,</b>  <b>6BT 5.9 Euro 2,</b>  <b>6BTA 5.9 Euro 2,</b>  <b>4BTA 3,9</b>                      4 Cyl. Diesel 3920 cc 78 Kw (105 Ps)                      110-08 Truck 1991 -...</p> <p><b>6BT 5,9</b>                      6 Cyl. Diesel 5880 cc 121 Kw (165 Ps) / 170-25 Truck                      1991 - ...</p>	<b>P170 001 000</b> <b>P170 001 050</b> <b>P170 001 001</b>	STD STD STD	STD +0,50 +1,00	<b>R170 001 000</b> <b>R170 001 050</b> <b>R170 001 001</b>	<b>S170 001 000</b> <b>S170 001 050</b> <b>S170 001 001</b>	<b>L170 001 000</b> <b>L170 001 001</b> <b>L170 001 002</b>	STD Ø A : -104,56	<b>K170 001 000</b> <b>K170 001 001</b> <b>K170 001 002</b>	
	ST : 71,54 TB : 105,36 ØH : 59,10 Hz : -17,70    -5,90 Hx/y : 4,50    0,00 ØV : Vz : T1 : 15,65	<b>R16</b>  3,00 TR15° <b>R07</b>  2,39 SR <b>R35</b>  4,00 SR.R	Type : DS Coating : Ø A : 104,56 Ø C : H : L : 200,00 F :	<b>Montaj Yüksekliği</b> +0,33 / +0,66					
	 40,00 x 75,60 x 19,00								






CUMMINS		P170 002						Ø102,00	
 <p><b>Ø102</b></p> <p>RC</p> <p>4/6</p> <p>Diesel Engine:</p> <p><b>6 BTAA 5.9.</b>                      6 Cyl. Diesel 5880 cc 144 Kw (193 Ps) 16,5:1                      200-26 Fatih Truck...1991-</p>	<b>P170 002 000</b> <b>P170 002 050</b> <b>P170 002 001</b> <b>P170 002 200</b>	STD STD STD -0,20	STD +0,50 +1,00 STD	<b>R170 002 000</b> <b>R170 002 050</b> <b>R170 002 001</b> <b>R170 002 000</b>	<b>S170 002 000</b> <b>S170 002 050</b> <b>S170 002 001</b> <b>S170 002 200</b>	<b>L170 001 000</b> <b>L170 001 001</b>	STD Ø A :	<b>K170 002 000</b> <b>K170 002 001</b>	
	ST : 71,56 TB : 105,36 ØH : 64,00 Hz : -17,40    -6,00 Hx/y : 4,00    0,00 ØV : Vz : T1 : 15,65	<b>R16</b>  3,00 TR15° <b>R07</b>  2,39 SR <b>R35</b>  4,00 SR.R	Type : DS Coating : Ø A : 104,56 Ø C : H : L : 200,00 F :	<b>Montaj Yüksekliği</b> +0,33 / +0,66					
	 40,00 x 75,60 x 19,00								








CUMMINS		P170 003				Ø102,00		
      	<b>P170 003 000</b> <b>P170 003 050</b> <b>P170 003 200</b> <b>P170 003 250</b>	STD STD -0,20 -0,20	STD +0,50 STD +0,50	<b>R170 003 000</b> <b>R170 003 050</b> <b>R170 003 000</b> <b>R170 003 050</b>	<b>S170 003 000</b> <b>S170 003 050</b> <b>S170 003 200</b> <b>S170 003 250</b>	<b>L170 001 000</b> <b>L170 001 001</b>	STD Ø A :	<b>K170 003 000</b> <b>K170 003 001</b>
	 <p><b>Ø102</b></p> <p>RC 6</p> <p>Diesel Engine: <b>B215/235.20 Euro2</b> 6 Cyl. Diesel 5880 cc 215/235 Ps. Belde 215 CB, Belde 850 RE, PRO 522, PRO 624, PROBUS 850 TB/X 2003...</p> <p>Komatsu</p> <p>ST : 71,60 TB : 105,50 ØH : 51,30 Hz : -22,10 -9,00 Hx/y : 6,00 0,60 ØV : Vz : T1 : 11,70</p>  <p>40,00 x 82,90 x 19,00</p>	<b>R16</b>  3,00 TR15° <b>R01</b>  2,39 SR <b>R35</b>  4,00 SR.R	Type : DS Coating : Ø A : 104,56 Ø C : H : L : 200,00 F :	Montaj Yüksekliği +0,33 / +0,66				
CUMMINS		P170 004				Ø102,00		
      	<b>P170 004 000</b> <b>P170 004 050</b> <b>P170 004 001</b>	STD STD STD	STD +0,50 +1,00	<b>R170 004 000</b> <b>R170 004 050</b> <b>R170 004 001</b>	<b>S170 004 000</b> <b>S170 004 050</b> <b>S170 004 001</b>	<b>L170 001 000</b> <b>L170 001 001</b>	STD Ø A :	<b>K170 004 000</b> <b>K170 004 001</b>
	 <p><b>Ø102</b></p> <p>RC 6</p> <p>Diesel Engine: <b>4 BT 3,9</b> 6 Cyl. Diesel 3920 cc 78KW 105 Ps 17,5:1 P07840</p> <p>ST : 71,62 TB : 105,40 ØH : 52,00 Hz : -19,70 -9,30 Hx/y : 6,00 0,60 ØV : Vz : T1 : 11,70</p>  <p>40,00 x 82,90 x 19,00</p>	<b>R16</b>  3,00 TR15° <b>R06</b>  2,39 SR <b>R35</b>  4,00 SR.R	Type : DS Coating : Ø A : 104,56 Ø C : H : L : 200,00 F :	Montaj Yüksekliği				



**CUMMINS P170 005 Ø102,00**






 <p><b>Ø102</b></p> <p>RC 6</p> <p>Diesel Engine: <b>B.160.10 Euro 1</b> - <b>ISB 160.10 Euro1 - ISBe4 185B</b> 6 Cyl. Diesel 5880 cc 215/235 Ps Turbo FATIH 180, PRO 518, PRO 617, 2002-....</p>	<p><b>P170 005 000</b> STD STD <b>R170 005 000</b> <b>S170 005 000</b> <b>L170 001 000</b> STD <b>K170 005 000</b></p> <p><b>P170 005 050</b> STD +0,50 <b>R170 005 050</b> <b>S170 005 050</b> <b>L170 001 001</b> Ø A : <b>K170 005 001</b></p> <p><b>P170 005 001</b> STD +1,00 <b>R170 005 001</b> <b>S170 005 001</b></p>						
	<p>ST : 71,62</p> <p>TB : 105,40</p> <p>ØH : 54,00</p> <p>Hz : -20,70 -9,00</p> <p>Hx/y : 6,00 0,60</p> <p>ØV :</p> <p>Vz :</p> <p>T1 : 11,70</p>	<p><b>R16</b>  3,00 TR15°</p> <p><b>R06</b>  2,39 SR</p> <p><b>R35</b>  4,00 SR.R</p>	<p>Type : DS</p> <p>Coating :</p> <p>Ø A : 104,56</p> <p>Ø C :</p> <p>H :</p> <p>L : 200,00</p> <p>F :</p>	<p>Montaj Yüksekliği</p>			
 <p>40,00 x 82,90 x 19,00</p>							

**CUMMINS P170 006 Ø102,00**






 <p><b>Ø102</b></p> <p>RC,OCP 4</p> <p>Diesel Engine: <b>ISF 3.8S</b> 3759cc 105 -123kW (143-154ps)</p> <p><b>ISF 2.8S</b> 2776cc 79 -109kW (107-148ps)</p>	<p><b>P170 006 000</b> STD STD <b>R170 006 000</b> <b>S170 006 000</b></p> <p><b>P170 006 050</b> STD +0,50 <b>R170 006 050</b> <b>S170 006 050</b></p>						
	<p>ST : 73,90</p> <p>TB : 108,90</p> <p>ØH : 54,70</p> <p>Hz : -18,00 -6,00</p> <p>Hx/y : 0,00 0,00</p> <p>ØV :</p> <p>Vz :</p> <p>T1 : 8,70</p>	<p><b>R16</b>  3,00 TR15°</p> <p><b>R02</b>  2,39 SR</p> <p><b>R35</b>  4,00 SR.R</p>		<p>Montaj Yüksekliği</p>			
 <p>40,00 x 82,70 x 19,00</p>							



**CUMMINS** **P170 007** **Ø102,00**






 <p><b>Ø102</b></p> <p>RC</p> <p>4</p> <p>Diesel Engine: Construction Machinery</p>	<p><b>P170 007 000</b> STD STD <b>R170 007 000</b> <b>S170 007 000</b></p> <p><b>P170 007 050</b> STD +0,50 <b>R170 007 050</b> <b>S170 007 050</b></p>							
	<p>ST : 71,50</p> <p>TB : 105,30</p> <p>ØH : 56,36</p> <p>H<sub>z</sub> : -18,00 -6,00</p> <p>H<sub>x/y</sub> : 0,00 0,00</p> <p>ØV :</p> <p>V<sub>z</sub> :</p> <p>T1 : 9,25</p>	<p><b>R16</b>  3,00 TR15°</p> <p><b>R06</b>  2,39 SR</p> <p><b>R35</b>  4,00 SR.R</p>						
	 <p>40,00 x 82,90 x 19,00</p>							Montaj Yüksekliği

**CUMMINS** **P170 008** **Ø102,00**






 <p><b>Ø102</b></p> <p>RC</p> <p>Diesel Engine: <b>QSB 4.5</b> Construction Machinery</p>	<p><b>P170 008 000</b> STD STD <b>R170 008 000</b> <b>S170 008 000</b></p> <p><b>P170 008 050</b> STD +0,50 <b>R170 008 050</b> <b>S170 008 050</b></p>							
	<p>ST : 56,00</p> <p>TB : 88,00</p> <p>ØH : 54,00</p> <p>H<sub>z</sub> : -23,25 -10,50</p> <p>H<sub>x/y</sub> : 6,00 0,00</p> <p>ØV :</p> <p>V<sub>z</sub> :</p> <p>T1 : 6,40</p>	<p><b>R16</b>  3,00 TR15°</p> <p><b>R02</b>  2,39 SR</p> <p><b>R35</b>  4,00 SR.R</p>						Montaj Yüksekliği
	 <p>34,50 x 79,00 x 19,00</p>							













**CUMMINS P170 009 Ø102,00**

 <p><b>Ø102</b> RC2,EP Diesel Engine: Construction Machinery</p>	<b>P170 009 000</b> <b>P170 009 050</b>	STD STD	STD +0,50	<b>R170 009 000</b> <b>R170 009 050</b>	<b>S170 009 000</b> <b>S170 009 050</b>				
	ST : 71,50 TB : 105,50 ØH : 61,40 Hz : -18,60    -7,00 Hx/y : 0,00    0,00 ØV : Vz : T1 : 11,30	<b>R16</b>  3,00 TR15° <b>R20</b>  3,00 TR15° <b>R35</b>  4,00 SR.R							
	 <p>40,00 x 82,90 x 19,00</p>								Montaj Yüksekliği






**CUMMINS P170 010 Ø107,00**

 <p><b>Ø107</b> RC,OCP,YP,T 6 Diesel Engine: QSB6.7 Construction Machinery, Marine Engine <b>ISL 9 345-370-380</b> 6 Cyl. 258-284 Kw/345-380 Hp 2007-... Komatsu, JCB</p>	<b>P170 010 000</b> <b>P170 010 050</b>	STD STD	STD +0,50	<b>R170 010 000</b> <b>R170 010 050</b>	<b>S170 010 000</b> <b>S170 010 050</b>	<b>L170 003 000</b> <b>L170 003 001</b> <b>L170 003 002</b>	STD Ø A : ,5 -110	<b>K170 010 000</b> <b>K170 010 001</b> <b>K170 010 002</b>	
	ST : 69,40 TB : 103,30 ØH : 82,41 Hz : -12,80    -6,35 Hx/y : 0,00    0,00 ØV : Vz : T1 : 9,05	<b>R16</b>  3,00 TR15° <b>R08</b>  2,50 SR <b>R35</b>  3,50 SR.R					Type : DS Coating : Ø A : 110,00 Ø C : 111,50 H : 5,00 L : 202,00 F :		Montaj Yüksekliği
	 <p>40,00 x 90,00 x 18,00</p>								






CUMMINS		P170 011				Ø107,00		
 <p><b>Ø107</b></p> <p>RC,OCP,YP,T</p> <p>6</p> <p>Diesel Engine :            ISB 4,5L Euro 5            ISB 6,7L Euro 5            6 Cyl. 6700 cc 94-239 kw 133            -325 PS            BMC Otobüs, LF-CF Serisi,            Otokar Otobüs</p>	<b>P170 011 000</b> <b>P170 011 050</b>	STD STD	STD +0,50	<b>R170 011 000</b> <b>R170 011 050</b>	<b>S170 011 000</b> <b>S170 011 050</b>			
	ST : 69,39 TB : 103,20 ØH : 73,21 Hz : -18,30    -6,40 Hx/y : 0,00    0,00 ØV : Vz : T1 : 7,40	<b>R16</b>  3,00 TR15° <b>R08</b>  2,50 SR <b>R35</b>  3,50 SR						
 <p>40,00 x 90,00 x 18,00</p>								
CUMMINS		P170 101				Ø114,00		
 <p><b>Ø114</b></p>	<b>P170 101 000</b>	STD	STD	<b>R170 101 000</b>	<b>S170 101 000</b>			
	ST : 74,30 TB : 105,30 ØH : 99,01 Hz : -13,45    -6,00 Hx/y : 0,00    0,00 ØV : Vz : T1 : 9,15	<b>R19</b>  3,50 TR15° <b>R20</b>  3,00 TR15° <b>R35</b>  4,00 SR						Montaj Yüksekliği
 <p>45,00 x 91,00 x 19,50</p>								

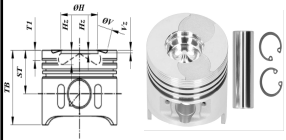


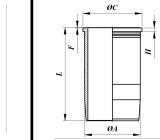














**CUMMINS P170 102 Ø114,00**







 <p><b>Ø114</b></p> <p>RC2</p> <p>6</p> <p>Diesel Engine : <b>6CT 8,3 Euro 2,</b> 6 Cyl. Diesel 8267 cc 160 Kw (214 Ps) 17:1 214-17 Belde Bus / 220-26 Fatih Truck</p>	<p><b>P170 102 000</b> STD STD</p> <p><b>P170 102 200</b> -0,20 STD</p>	<p><b>R170 102 000</b></p> <p><b>R170 102 000</b></p>	<p><b>S170 102 000</b></p> <p><b>S170 102 200</b></p>	<p><b>L170 102 000</b> STD</p> <p><b>L170 102 001</b> Ø C : -,01</p> <p><b>L170 102 002</b> Ø C :</p> <p><b>L170 102 003</b> Ø C :</p>	<p><b>K170 102 000</b></p> <p><b>K170 102 001</b></p> <p><b>K170 102 002</b></p> <p><b>K170 102 003</b></p>
	<p>ST : 78,82</p> <p>TB : 120,32</p> <p>ØH : 63,00</p> <p>H<sub>z</sub> : -21,80 -6,00</p> <p>H<sub>x/y</sub> : 5,50 0,00</p> <p>ØV :</p> <p>V<sub>z</sub> :</p> <p>T1 : 15,30</p>	<p><b>R17</b>  3,50 TR15°</p> <p><b>R16</b>  3,00 TR15°</p> <p><b>R35</b>  4,00 SR.R</p>	<p>Type : W</p> <p>Coating :</p> <p>Ø A : 125,68</p> <p>Ø C : 130,95</p> <p>H : 123,04</p> <p>L : 234,12</p> <p>F : 1,25</p>	<p>Montaj Yüksekliği</p>	
	 <p>45,00 x 91,00 x 22,00</p>	<p><b>C170 120 400</b> 1x 120*124*4</p> <p><b>C170 120 400</b> 1x 120*124*4</p>	<p>+ 0,20 / +0,50</p>		







**CUMMINS P170 103 Ø114,00**

 <p><b>Ø114</b></p> <p>RC2</p> <p>6</p> <p>Diesel Engine : <b>6C 8.3, 6CTAA 8.3</b> 8270 cm<sup>3</sup> 127-274 Kw</p>	<p><b>P170 103 000</b> STD STD</p>	<p><b>R170 103 000</b></p>	<p><b>S170 103 000</b></p>	<p><b>L170 102 000</b> STD</p> <p><b>L170 102 001</b> Ø C : -,01</p> <p><b>L170 102 002</b> -125,68</p>	<p><b>K170 103 000</b></p> <p><b>K170 103 001</b></p> <p><b>K170 103 002</b></p>
	<p>ST : 78,82</p> <p>TB : 120,32</p> <p>ØH : 66,50</p> <p>H<sub>z</sub> : -21,30 -6,00</p> <p>H<sub>x/y</sub> : 5,50 0,00</p> <p>ØV :</p> <p>V<sub>z</sub> :</p> <p>T1 : 15,30</p>	<p><b>R17</b>  3,50 TR15°</p> <p><b>R16</b>  3,00 TR15°</p> <p><b>R35</b>  4,00 SR.R</p>	<p>Type : W</p> <p>Coating :</p> <p>Ø A : 125,68</p> <p>Ø C : 130,95</p> <p>H : 123,04</p> <p>L : 234,12</p> <p>F : 1,25</p>	<p>Montaj Yüksekliği</p>	
	 <p>45,00 x 91,00 x 22,00</p>				

CUMMINS		P170 104				Ø114,00			
     	 <p><b>Ø114</b></p> <p>RC, OCP</p> <p>6</p> <p>Diesel Engine: <b>DONGFENG / PRO 935</b></p> <p>6 Cyl. Diesel CUMMINS ISLE + 350 (Euro 2) / 258 Kw (350 Ps) 2100 d/d 1550 Nm</p> <p><b>DONGFENG 375</b></p> <p>Cummins Truck, Generators, L340</p>	P170 104 000	STD	STD	R170 104 000	S170 104 000	L170 103 000	STD	K170 104 000
	<p>ST : 74,30</p> <p>TB : 110,40</p> <p>ØH : 64,81</p> <p>Hz : -22,00 -8,00</p> <p>Hx/y : 0,00 0,00</p> <p>ØV : 46,30</p> <p>Vz : -1,00</p> <p>T1 : 11,25</p>	<p>R19  3,50 TR15°</p> <p>R08  3,00 SR</p> <p>R35  4,00 SR.R</p>	<p>Type : W</p> <p>Coating :</p> <p>Ø A : 125,68</p> <p>Ø C : 130,94</p> <p>H : 123,04</p> <p>L : 235,37</p> <p>F : 1,25</p>	<p>Montaj Yüksekliği</p> <p>C170 120 400 1 x 120*124*4</p> <p>1,70 mm conta +0,15 / + 0,48</p>					
 <p><b>Ø114</b></p>	<p>ST : 74,30</p> <p>TB : 110,50</p> <p>ØH : 64,81</p> <p>Hz : -22,00 -8,00</p> <p>Hx/y : 0,00 0,00</p> <p>ØV : 46,30</p> <p>Vz : -1,00</p> <p>T1 : 11,25</p>	<p>R17  3,50 TR15°</p> <p>R16  3,00 SR</p> <p>R35  4,00 SR.R</p>	<p>Montaj Yüksekliği</p>						
 <p>45,00 x 91,00 x 19,50</p>	 <p>45,00 x 91,00 x 19,50</p>								









CUMMINS				P170 106				Ø114,00	
 <p><b>Ø114</b></p> <p>RC2, EP</p> <p>6</p> <p>Diesel Engine: <b>6CTAA Euro 1</b> 6 Cyl. Diesel 8298 cc 162 Kw (220 Ps) 18:1 PRO 822</p>	<p><b>P170 106 000</b> STD STD</p> <p><b>P170 106 200</b> -0,20 STD</p> <p><b>P170 106 400</b> -0,40 STD</p>	<p><b>R170 106 000</b></p> <p><b>R170 106 000</b></p> <p><b>R170 106 000</b></p>	<p><b>S170 106 000</b></p> <p><b>S170 106 200</b></p> <p><b>S170 106 400</b></p>	<p><b>L170 103 000</b> STD</p> <p><b>L170 101 004</b> Ø A : ,005</p> <p><b>L170 101 005</b> Ø A : ,005</p> <p><b>L170 101 006</b> Ø A : ,005</p>		<p><b>K170 106 000</b></p> <p><b>K170 106 001</b></p> <p><b>K170 106 002</b></p> <p><b>K170 106 003</b></p>			
	<p>ST : 79,02</p> <p>TB : 120,52</p> <p>ØH : 55,95</p> <p>H<sub>z</sub> : -25,00 -6,90</p> <p>H<sub>x/y</sub> : 10,50 2,50</p> <p>ØV :</p> <p>V<sub>z</sub> :</p> <p>T1 : 15,00</p>	<p><b>R19</b>  3,50 TR15°</p> <p><b>R20</b>  3,00 TR15°</p> <p><b>R35</b>  4,00 SR</p>	<p>Type : W</p> <p>Coating :</p> <p>Ø A : 125,68</p> <p>Ø C : 130,94</p> <p>H : 123,04</p> <p>L : 235,37</p> <p>F : 1,25</p>	<p><b>C170 120 400</b> 1x120*124*4</p>	<p>Montaj Yüksekliği</p> <p>+ 0,20 / +0,50</p>				
	 <p>45,00 x 91,00 x 22,00</p>								

CUMMINS				P170 107				Ø114,00	
 <p><b>Ø114</b></p> <p>RC2,EP,T</p> <p>6</p> <p>Diesel Engine: <b>6CTAA Euro 1</b> 6 Cyl. Diesel 8298 cc 200 Kw (270 Ps) 17,3:1 PRO 827</p> <p>Ford</p>	<p><b>P170 107 000</b> STD STD</p> <p><b>P170 107 200</b> -0,20 STD</p> <p><b>P170 107 400</b> -0,40 STD</p>	<p><b>R170 107 000</b></p> <p><b>R170 107 000</b></p> <p><b>R170 107 000</b></p>	<p><b>S170 107 000</b></p> <p><b>S170 107 200</b></p> <p><b>S170 107 400</b></p>	<p><b>L170 103 000</b> STD</p> <p><b>L170 101 001</b> Ø C : ,26</p> <p><b>L170 101 002</b> Ø C : ,56</p> <p><b>L170 101 003</b> Ø C : ,56</p>		<p><b>K170 107 000</b></p> <p><b>K170 107 001</b></p> <p><b>K170 107 002</b></p> <p><b>K170 107 003</b></p>			
	<p>ST : 79,02</p> <p>TB : 120,52</p> <p>ØH : 65,31</p> <p>H<sub>z</sub> : -21,00 -6,00</p> <p>H<sub>x/y</sub> : 5,50 0,00</p> <p>ØV :</p> <p>V<sub>z</sub> :</p> <p>T1 : 15,45</p>	<p><b>R17</b>  3,50 TR15°</p> <p><b>R16</b>  3,00 TR15°</p> <p><b>R35</b>  4,00 SR.R</p>	<p>Type : W</p> <p>Coating :</p> <p>Ø A : 125,68</p> <p>Ø C : 130,94</p> <p>H : 123,04</p> <p>L : 235,37</p> <p>F : 1,25</p>	<p><b>C170 120 400</b> 1 x 120*124*4</p>	<p>Montaj Yüksekliği</p> <p>+ 0,20 / +0,50</p>				
	 <p>45,00 x 91,00 x 22,00</p>								





CUMMINS		P170 108				Ø114,00		
 <p><b>Ø114</b></p> <p>RC2</p> <p>6</p> <p>Diesel Engine: QSC8.3 Construction Machine</p>	<b>P170 108 000</b>	STD	STD	<b>R170 108 000</b>	<b>S170 108 000</b>	<b>L170 104 000</b> <b>L170 104 001</b>	STD <b>Ø C :</b>	<b>K170 108 000</b> <b>K170 108 001</b>
	<b>ST :</b> 79,00 <b>TB :</b> 120,60 <b>ØH :</b> 56,60 <b>Hz :</b> -24,00    -7,75 <b>Hx/y :</b> 9,00    1,50 <b>ØV :</b> <b>Vz :</b> <b>T1 :</b> 15,30		<b>R17</b>  3,50 TR15° <b>R16</b>  3,00 TR15° <b>R35</b>  4,00 SR		<b>Type :</b> W <b>Coating :</b> <b>Ø A :</b> 125,68 <b>Ø C :</b> 130,95 <b>H :</b> 123,00 <b>L :</b> 237,10 <b>F :</b> 1,25		<b>Montaj Yüksekliği</b>	
	 <p>45,00 x 91,00 x 22,00</p>							

CUMMINS		P170 109				Ø114,00		
 <p><b>Ø114</b></p>	<b>P170 109 000</b>	STD	STD	<b>R170 109 000</b>	<b>S170 109 000</b>			
	<b>ST :</b> 79,00 <b>TB :</b> 120,60 <b>ØH :</b> 58,00 <b>Hz :</b> -24,60 <b>Hx/y :</b> <b>ØV :</b> <b>Vz :</b> <b>T1 :</b> 15,30		<b>R17</b>  3,50 TR15° <b>R16</b>  3,00 TR15° <b>R35</b>  4,00 SR.R				<b>Montaj Yüksekliği</b>	
	 <p>45,00 x 91,00 x 22,00</p>							


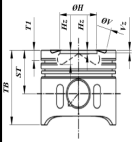



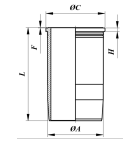








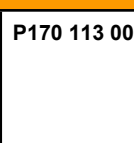

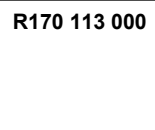











**CUMMINS** **P170 110** **Ø114,00**













<p style="text-align: center;"><b>Ø114</b></p> <p style="text-align: center;">RC 6</p> <p><b>Diesel Engine:</b> Construction Machine</p>	<b>P170 110 000</b>	STD	STD	<b>R170 110 000</b>	<b>S170 110 000</b>				
	<p><b>ST :</b> 78,80</p> <p><b>TB :</b> 120,25</p> <p><b>ØH :</b> 66,30</p> <p><b>H<sub>z</sub> :</b> -21,20    -6,20</p> <p><b>H<sub>x/y</sub> :</b> 5,25    0,00</p> <p><b>ØV :</b></p> <p><b>V<sub>z</sub> :</b></p> <p><b>T1 :</b> 15,00</p>	<p><b>R17</b>  3,50    TR15°</p> <p><b>R16</b>  3,00    TR15°</p> <p><b>R35</b>  4,00    SR.R</p>							
	<p>45,00 x 90,70 x 22,50</p>								<b>Montaj Yüksekliği</b>

**CUMMINS** **P170 111** **Ø114,00**






<p style="text-align: center;"><b>Ø114</b></p> <p style="text-align: center;">RC2,T 6</p> <p><b>Diesel Engine:</b> <b>QSC8.3</b> 6 Cyl. 365-447 KW 490-600 HP, 320LC-7, CLG 862 III, CLG 936 LC, İş Makinası, R320LC-9, WA430-6</p>	<b>P170 111 000</b>	STD	STD	<b>R170 111 000</b>	<b>S170 111 000</b>			
	<b>P170 111 050</b>	STD	+0,50	<b>R170 111 050</b>	<b>S170 111 050</b>			
	<p><b>ST :</b> 78,95</p> <p><b>TB :</b> 115,50</p> <p><b>ØH :</b> 80,90</p> <p><b>H<sub>z</sub> :</b> -14,50    -3,00</p> <p><b>H<sub>x/y</sub> :</b> 0,00    0,00</p> <p><b>ØV :</b></p> <p><b>V<sub>z</sub> :</b></p> <p><b>T1 :</b></p>	<p><b>R19</b>  3,50    TR15°</p> <p><b>R19</b>  2,50    TR15°</p> <p><b>R35</b>  4,00    SR.R</p>						<b>Montaj Yüksekliği</b>
<p>45,00 x 91,00 x 25,00</p>								







CUMMINS		P170 112				Ø114,00			
       	<b>P170 112 000</b>	STD	STD	<b>R170 112 000</b>	<b>S170 112 000</b>				
	 <p><b>Ø114</b></p>	<b>ST :</b> 74,30 <b>TB :</b> 105,30 <b>ØH :</b> 99,01 <b>Hz :</b> -13,45    -6,00 <b>Hx/y :</b> 0,00    0,00 <b>ØV :</b> <b>Vz :</b> <b>T1 :</b> 9,15	<b>R19</b>  3,50 TR15° <b>R20</b>  3,00 TR15° <b>R35</b>  4,00 SR						
	 <p>45,00 x 91,00 x 19,50</p>								Montaj Yüksekliği
CUMMINS		P170 113				Ø114,00			
       	<b>P170 113 000</b>	STD	STD	<b>R170 113 000</b>	<b>S170 113 000</b>				
	 <p><b>Ø114</b></p>	<b>ST :</b> 74,30 <b>TB :</b> 105,30 <b>ØH :</b> 99,01 <b>Hz :</b> -13,45    -6,00 <b>Hx/y :</b> 0,00    0,00 <b>ØV :</b> <b>Vz :</b> <b>T1 :</b> 9,15	<b>R19</b>  3,50 TR15° <b>R20</b>  3,00 TR15° <b>R35</b>  4,00 SR						
	 <p>45,00 x 91,00 x 19,50</p>								Montaj Yüksekliği



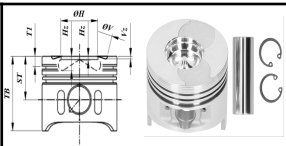



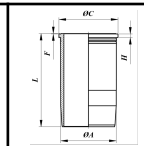


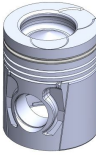






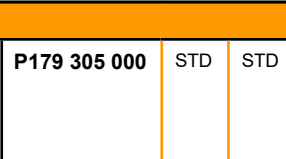


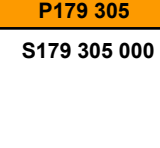

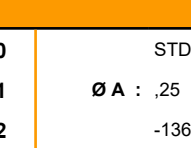
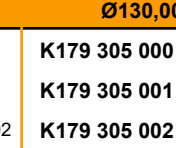






IP INNO PISTON PISTON - LINER - RING									
DAF		P179 101						Ø118,00	
 <p><b>Ø118</b></p> <p>RC,SP 6</p> <p>Diesel Engine : <b>DHR 825, DHS 825, DHS 825 SM, DHT 825, DHTD 825, DHU 825, H 825, S 825,</b> FA 2000, FA 2005, FA 2200, FA 2205 1971...1979 1976...1988</p>	<b>P179 101 000</b>	STD	STD	<b>R179 101 000</b>	<b>S179 101 000</b>	<b>L179 105 000</b> <b>L179 105 001</b>	STD Ø A : ,25	<b>K179 101 000</b> <b>K179 101 001</b>	
	<p>ST : 95,00</p> <p>TB : 152,00</p> <p>ØH : 64,80</p> <p>H<sub>z</sub> : -26,30 -14,15</p> <p>H<sub>x/y</sub> : 3,00 1,50</p> <p>ØV :</p> <p>V<sub>z</sub> :</p> <p>T1 : 23,45</p>	<p><b>R16</b>  3,50 TR15°</p> <p><b>R06</b>  3,00 SR</p> <p><b>R06</b>  3,00 SR</p> <p><b>R35</b>  6,00 SR.R</p>		<p>Type : DC</p> <p>Coating :</p> <p>Ø A : 123,5</p> <p>Ø C : 133,6</p> <p>H : 10,05</p> <p>L : 262</p> <p>F :</p>		<p>Montaj Yüksekliği</p>			
 <p>42,00 x 99,00 x 22,00</p>									
DAF		P179 102						Ø118,00	
 <p><b>Ø118</b></p> <p>RC,SP,S 6</p> <p>Diesel Engine: <b>DH 825, DHB 825, DU 825,</b> 8250 cm<sup>3</sup> 64-112 kW (87-168 PS) / FA 2000, FM 2000, / FT 2000, FA 200-5 / FA 18000 / 1969-1978 8250 cm<sup>3</sup> 148-159-165 kW (201-216-255 PS) FA/FT/FM 2000, FA/FAZ/FMT/FTF/FTR-S/ AR-S/FAS/FT 2200. FA 2205 1971...</p>	<b>P179 102 000</b>	STD	STD	<b>R179 102 000</b>	<b>S179 102 000</b>	<b>L161 802 000</b> <b>L161 802 001</b>	STD Ø A : ,25	<b>K179 102 000</b> <b>K179 102 001</b>	
	<p>ST : 95,00</p> <p>TB : 152,00</p> <p>ØH : 61,00</p> <p>H<sub>z</sub> : -26,30 -16,50</p> <p>H<sub>x/y</sub> : 3,00 1,50</p> <p>ØV :</p> <p>V<sub>z</sub> :</p> <p>T1 : 23,10</p>	<p><b>R16</b>  3,50 TR15°</p> <p><b>R06</b>  3,00 SR</p> <p><b>R06</b>  3,00 SR</p> <p><b>R35</b>  6,00 SR.R</p>		<p>Type : DC</p> <p>Coating :</p> <p>Ø A : 123,50</p> <p>Ø C : 133,60</p> <p>H : 10,05</p> <p>L : 262,00</p> <p>F :</p>		<p>Montaj Yüksekliği 0 / + 0,25</p>			
 <p>42,00 x 99,00 x 22,00</p>									















DAF		P179 103				Ø118,00		
 <p><b>Ø118</b> RC</p> <p>Diesel Engine: <b>RS 180 L Euro 1,</b> <b>RS 200 L ATi Euro 1,</b> <b>RS 222 L ATi Euro 1</b></p> <p>RS180, 180 kW (245 PS) 16:1 Turbocharged 8650 cm<sup>3</sup> FA 75,240 1992-1996 RS200,200 kW (272 PS) 16:1 Turbocharged 8650 cm<sup>3</sup> FA 75,240 1992-1996 RS222,222 kW (302 PS) 16:1 Turbocharged 8650 cm<sup>3</sup> FA 75,300 1992-1996</p>	<b>P179 103 000</b>	STD	STD	<b>R179 103 000</b>	<b>S179 103 000</b>	<b>L179 106 000</b> <b>L179 106 001</b> <b>L179 106 002</b>	STD <b>Ø C :</b> -123,5	<b>K179 103 000</b> <b>K179 103 001</b> <b>K179 103 002</b>
	<p>ST : 92,00 TB : 140,00 ØH : 60,00 Hz : -24,90 -10,50 Hx/y : 5,00 0,00 ØV : 49,50 44,50 Vz : -1,50 -0,95 T1 : 17,30</p>  <p>48,00 x 97,00 x 22,00</p>	<p><b>R16</b>  3,50 TR15° <b>R06</b>  3,00 SR <b>R35</b>  4,00 SR.R</p>		<p>Type : DC Coating : Ø A : 123,50 Ø C : 130,60 H : 6,06 L : 262,00 F :</p>		Montaj Yüksekliği		

DAF		P179 301				Ø130,00		
 <p><b>Ø130</b> RC , EP 6</p> <p>Diesel Engine : <b>DKSE 1160, DKV 1160, DKX 1160</b> <b>ATI, DKXE 1160, DKZE 1160 ATI, DKZ 1160,</b></p> <p>ATI / DKSE / DKX / DKXE / DKZ 1160, R 6, 11630 cm<sup>3</sup>, 212 - 274 kW (288 - 373 PS), 15:1 Turbo, LLK, ATI 3300 Series 1984... / ATI 3305 Series 1984... / ATI 3603 Series 1984... / ATI 3605 Series 1984... / ATI 3625 Series 1984... / ATI 3325 Series 1984...</p>	<b>P179 301 000</b>	STD	STD	<b>R179 301 000</b>	<b>S179 301 000</b>	<b>L179 301 000</b> <b>L179 301 001</b> <b>L179 301 002</b>	STD <b>Ø A :</b> ,25 -136,02	<b>K179 301 000</b> <b>K179 301 001</b> <b>K179 301 002</b>
	<p>ST : 101,00 TB : 169,50 ØH : 74,50 Hz : -29,10 -16,00 Hx/y : 3,80 0,00 ØV : 62,00 62,00 Vz : -4,00 -4,00 T1 : 25,00</p>  <p>52,00 x 106,00 x 25,00</p>	<p><b>R16</b>  3,16 TR6° <b>R06</b>  3,16 SR <b>R06</b>  3,16 SR <b>R35</b>  6,34 SR.R</p>		<p>Type : DC Coating : Ø A : 136,02 Ø C : 143,6 H : 10 L : 288,5 F :</p>		Montaj Yüksekliği - 0,25 / + 0,25		



IP INNO PISTON PISTON - LINER - RING													
DAF		P179 302										Ø130,00	
 <b>Ø130</b> RC , EP 6 Diesel Engine : <b>DKC 1160, DKCL 1160, DKFL 1160, DKS 1160, DKS 1160 E, DKSB 1160, DKT 1160, DKTD 1160, DKTL 1160, DKVL 1160, DKX 1160,</b> FT 2805 Series 1973... / ATI 3300 Series 1973... / 325 Series 1973... / 340 Series 1973... / 360 Series 1973... / 380 Series 1973... / 390 Series 1973... / 450 Series 1973... / 475 Series 1973... / 500 Series 1973... / 540 Series 1973... / FA 2800 Series 1973... / FAD 3325 Series 1973... / FAT 3325 Series 1973... / FTT 3325 Series 1973... / FTG 3325 Series 1973... / FAR 2805 Series 1973... 1986 / Marine engine 1973... / Industrial engine 1973...	<b>P179 302 000</b>	STD	STD	<b>R179 302 000</b>	<b>S179 302 000</b>	<b>L179 301 000</b> <b>L179 301 001</b> <b>L179 301 002</b>	STD $\varnothing A : ,25$ -136,02	<b>K179 302 000</b> <b>K179 302 001</b> <b>K179 302 002</b>	 <b>Ø130</b> Type : DC Coating : $\varnothing A : 136,02$ $\varnothing C : 143,6$ H : 10 L : 288,5 F :	<b>Montaj Yüksekliği</b> - 0,25 / + 0,25			
	ST : 101,00 TB : 169,50 ØH : 74,50 Hz : -29,10 -16,50 Hx/y : 3,80 0,00 ØV : 62,00 62,00 Vz : -4,00 -4,00 T1 : 25,00	<b>R16</b> 3,16 TR6° <b>R06</b> 3,16 SR <b>R06</b> 3,16 SR <b>R35</b> 6,34 SR.R	 48,00 x 111,00 x 22,00										
 <b>Ø130</b> RC 6 Diesel Engine: <b>WS 222 G Euro 1, WS 222 L ATi Euro 1, WS 242 L ATi Euro 1, WS 268 L ATi Euro 1, WS 315 L ATi Euro 1,</b> 11622 cc 242 Kw (329 PS) Turbo ,intercooler 85 330 FA 1993... / 11622 cc 268 Kw (364 PS)16:1 Turbo ,intercooler 85 360 FA,95 360 FA,95 360 FAR,95 360 FAT 1993... / 11622 cc 295 Kw (401 PS) 16:1 Turbo, Intercooler FA,FAR,FAS, FAT 1993... / 11622 cc 315 Kw (428 PS) 16:1 Turbo Intercooler FA,FAD,FAR, FAS,FAT,FT 1994...	<b>P179 303 000</b>	STD	STD	<b>R179 303 000</b>	<b>S179 303 000</b>	<b>L179 301 000</b> <b>L179 301 001</b> <b>L179 301 002</b>	STD $\varnothing A : ,25$ -136,02	<b>K179 303 000</b> <b>K179 303 001</b> <b>K179 303 002</b>	 <b>Ø130</b> Type : DC Coating : $\varnothing A : 136,02$ $\varnothing C : 143,6$ H : 10 L : 288,5 F :	<b>Montaj Yüksekliği</b> - 0,25 / + 0,25			
	ST : 101,00 TB : 155,00 ØH : 75,00 Hz : -24,75 -10,50 Hx/y : -5,00 0,00 ØV : 60,00 53,00 Vz : -1,50 -0,80 T1 : 23,85	<b>R16</b> 4,00 TR6° <b>R06</b> 3,16 SR <b>R35</b> 4,00 SR	 52,00 x 106,00 x 25,00										


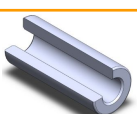
DAF		P179 304				Ø130,00			
      	 <p><b>Ø130</b></p> <p>RC</p> <p>6</p> <p>Diesel Engine:</p> <p>RING SIZE DIFFERENT SEE : 144 K01200</p>	<b>P179 304 000</b> STD STD	<b>R179 304 000</b> <b>S179 304 000</b>	<b>L179 301 000</b> <b>L179 301 001</b> <b>L179 301 002</b>	STD Ø A : ,25 -136,02	<b>K179 304 000</b> <b>K179 304 001</b> <b>K179 304 002</b>		Type : DC Coating : Ø A : 136,02 Ø C : 143,6 H : 10 L : 288,5 F :	<b>Montaj Yüksekliği</b>
	ST : 101,00 TB : 155,00 ØH : 75,00 Hz : -24,75 -10,50 Hx/y : -5,00 0,00 ØV : 58,00 51,00 Vz : -1,50 -0,80 T1 : 17,20	<b>R16</b>  3,16 TR6° <b>R06</b>  3,16 SR <b>R06</b>  3,16 SR <b>R35</b>  6,34 SR.R	 <p>52,00 x 106,00 x 25,00</p>	<b>Montaj Yüksekliği</b>					
DAF		P179 305				Ø130,00			
      	 <p><b>Ø130</b></p> <p>RC,EP</p> <p>6</p> <p>Diesel Engine:</p> <p><b>WS 225 ATI</b> ; 6 Cyl.            11622 cc 225 Kw            (306 Ps) 14,5:1            Turbo, Intercooler -            95 310 ATI, 95 310            FA, 95 310 FT  <b>WS 259 ATI</b> ; 6 Cyl.            11622 cc 259 Kw            (352 Ps) 14,5:1            Turbo, Intercooler -            95 350 FA, 95 350            FAR, 95 350 FAT, 95            350 FT  <b>WS 282 L</b> : 6 Cyl.            11622 cc 282 Kw            (383 Ps) 14,8:1            Turbo, Intercooler -            ATI, FA, FAR, FAS,            FAT, FT, FTG, FTS,</p>	<b>P179 305 000</b> STD STD	<b>R179 305 000</b> <b>S179 305 000</b>	<b>L179 301 000</b> <b>L179 301 001</b> <b>L179 301 002</b>	STD Ø A : ,25 -136,02	<b>K179 305 000</b> <b>K179 305 001</b> <b>K179 305 002</b>		Type : DC Coating : Ø A : 136,02 Ø C : 143,6 H : 10 L : 288,5 F :	<b>Montaj Yüksekliği</b> - 0,10 / + 0,20
	ST : 101,00 TB : 157,00 ØH : 75,00 Hz : -29,74 -16,90 Hx/y : -5,00 0,00 ØV : 60,20 60,00 Vz : -1,50 -1,50 T1 : 24,80	<b>R16</b>  4,00 TR6° <b>R06</b>  3,16 SR <b>R35</b>  4,00 SR	 <p>52,00 x 106,00 x 25,00</p>	<b>Montaj Yüksekliği</b>					



IP INNO PISTON PISTON - LINER - RING												DAF		P179 306		Ø130,00	
 <p><b>Ø130</b></p> <p>RC,EP 6</p> <p>Diesel Engine: <b>WS 222 L</b>; 6 Cyl. 11630 cc 222 Kw (302 Ps) <b>WS 242 G</b>; 6 Cyl. 11622 cc 242 Kw (329 Ps) Turbo, Intercooler - 95 330 FA <b>WS 268 G</b>; 6 Cyl. 11622 cc 268 Kw (364 Ps) 14,8:1 Turbo, Intercooler - 95 350 FA, 95 350 FAR, 95 350 FAT, 95 350 FT, 95 360 FA, 95 360 FAD, 95 360 FAR, 95 360 FAT <b>WS 295 G</b>; 6 Cyl. 11622 cc 295 Kw</p>	<b>P179 306 000</b>	STD	STD	<b>R179 306 000</b>	<b>S179 306 000</b>	<b>L179 301 000</b> <b>L179 301 001</b> <b>L179 301 002</b>	STD Ø A : ,25 -136,02	<b>K179 306 000</b> <b>K179 306 001</b> <b>K179 306 002</b>	 <p>Type : DC Coating : Ø A : 136,02 Ø C : 143,6 H : 10 L : 288,5 F :</p>	<p>Montaj Yüksekliği 0 / + 0,25</p>							
	<p>ST : 101,00 TB : 157,00 ØH : 79,00 Hz : -26,61 -12,00 Hx/y : -5,00 0,00 ØV : 60,20 52,75 Vz : -1,50 -0,80 T1 : 24,80</p> <p><b>R16</b>  4,00 TR6° <b>R06</b>  3,16 SR <b>R35</b>  4,00 SR</p> <p>52,00 x 106,00 x 25,00</p> 																
 <p><b>Ø130</b></p> <p>RC,T 6</p> <p>Diesel Engine : <b>XF 250 M Euro 2,</b> <b>XF 280 M Euro 2,</b> <b>XF 315 M Euro 2,</b> <b>XF 355 M Euro 2,</b> 6-Cyl. 12583cc 250 Kw (340 Ps) 16:1 Turbo, Intercooler 85 340 / 85 430 / 95 430 / 95 480 1998-...</p>	<b>P179 307 000</b>	STD	STD	<b>R179 307 000</b>	<b>S179 307 000</b>	<b>L179 301 000</b> <b>L179 301 001</b> <b>L179 301 002</b>	STD Ø A : ,25 -136,02	<b>K179 307 000</b> <b>K179 307 001</b> <b>K179 307 002</b>	 <p>Type : DC Coating : Ø A : 136,02 Ø C : 143,6 H : 10 L : 288,5 F :</p>	<p>Montaj Yüksekliği</p>							
	<p>ST : 95,00 TB : 143,00 ØH : 82,00 Hz : -21,75 -10,60 Hx/y : 0,00 0,00 ØV : 45,30 Vz : -1,00 T1 : 20,00</p> <p><b>R16</b>  4,00 TR6° <b>R06</b>  3,16 SR <b>R35</b>  4,00 SR.R</p> <p>52,00 x 106,00 x 25,00</p> 	<b>P179 307 200</b>	-0,20	STD	<b>R179 307 000</b>	<b>S179 307 200</b>											









DAF		P179 308				Ø130,00		
 <p><b>Ø130</b></p> <p>RC 6</p> <p>Diesel Engine :</p> <p>See : 114 K01510 4-RING TYPE AND DIFFERENT MOULD</p>	<b>P179 308 000</b>	STD	STD	<b>R179 308 000</b>	<b>S179 308 000</b>	<b>L179 301 000</b> <b>L179 301 001</b> <b>L179 301 002</b>	STD Ø A : ,25 -136,02	<b>K179 308 000</b> <b>K179 308 001</b> <b>K179 308 002</b>
 <p>52,00 x 106,00 x 25,00</p>								

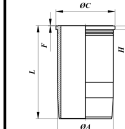
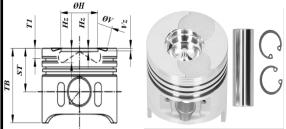
DAF		P179 309				Ø130,00		
 <p><b>Ø130</b></p> <p>RC 6</p> <p>Diesel Engine :</p> <p>XF 250 M Euro 2 / XF 280 M Euro 2                  XF 315 M Euro 2 / XF 355 M Euro 2                  See : 114 K01400                  3-RING TYPE                  AND DIFFERENT MOULD</p>	<b>P179 309 000</b>	STD	STD	<b>R179 309 000</b>	<b>S179 309 000</b>	<b>L179 301 000</b> <b>L179 301 001</b> <b>L179 301 002</b>	STD Ø A : ,25 -136,02	<b>K179 309 000</b> <b>K179 309 001</b> <b>K179 309 002</b>
 <p>52,00 x 106,00 x 25,00</p>								











DAF				P179 312				Ø130,00	
 <p><b>Ø130</b></p> <p>RC,OCP,BB,EP</p> <p>6</p> <p>Diesel Engine:  <b>XE 355 C1 Euro 3,</b>  <b>XE 390 C1 Euro 3</b>            R 6 Diesel, 12583 355, 390 Kw            (483,530 PS) 17:1 Turbo 4            Ventilje            95 480, 95 530            Series 04/2001...</p>	<b>P179 312 000</b> STD STD	<b>R179 312 000</b>	<b>S179 312 000</b>	<b>L179 301 000</b> <b>L179 301 001</b> <b>L179 301 002</b>	STD $\varnothing A : ,25$ -136,02		<b>K179 312 000</b> <b>K179 312 001</b> <b>K179 312 002</b>	Montaj Yüksekliği 0 / +0,20	
									ST : 95,00 TB : 143,00 ØH : 99,60 Hz : -15,68 -3,85 Hx/y : 0,00 0,00 ØV : 46,80 46,80 Vz : -0,70 -0,70 T1 : 20,00
 <p>52,00 x 106,00 x 25,00</p>									







DAF				P179 313				Ø130,00	
 <p><b>Ø130</b></p> <p>RC</p> <p>6</p> <p>Diesel Engine:  <b>XE 280C1 Euro3</b>            12583cc 280 Kw (381 PS) 17:1            Turbo, Intrecooler 24v / CF            85,380  <b>XE 315C1 Euro3</b>            12583cc 315 Kw (428 PS) Turbo,            Intrecooler 24v / CF95,430</p>	<b>P179 313 000</b> STD STD	<b>R179 313 000</b>	<b>S179 313 000</b>	<b>L179 301 000</b> <b>L179 301 001</b>	STD $\varnothing A : ,25$		<b>K179 313 000</b> <b>K179 313 001</b>	Montaj Yüksekliği 0 / + 0,20	
									ST : 95,00 TB : 143,00 ØH : 99,60 Hz : -15,44 -3,75 Hx/y : 0,00 0,00 ØV : 47,20 45,40 Vz : -1,00 -1,00 T1 : 19,90
 <p>52,00 x 106,00 x 25,00</p>									



**DAVID BROWN P185 001 Ø100,05**






 <p><b>Ø100,046</b></p> <p>3/4</p> <p>Diesel Engine:  <b>AD3 / 55</b>                  2695 ccm, C.R.17:1 /                  780,880,885,1190,1194  <b>AD4 / 55</b>                  3594 ccm C.R.17:1 /                  995,996,1200,1210,1212,1290,1                  294,1390,1394</p>	<b>P185 001 000</b> STD STD <b>P185 001 050</b> STD +0,50 <b>P185 001 001</b> STD +1,00	<b>R185 001 000</b> <b>R185 001 050</b> <b>R185 001 001</b>	<b>S185 001 000</b> <b>S185 001 050</b> <b>S185 001 001</b>	<b>L185 001 000</b>	STD	<b>K185 001 000</b>
	ST : 60,38 TB : 105,56 ØH : 58,80 Hz : -19,29 -11,20 Hx/y : 8,50 0,00 ØV : 40,50 40,50 Vz : -5,44 -5,44 T1 : 15,90	<b>R01</b>  2,39 SR <b>R06</b>  2,39 SR <b>R06</b>  2,39 SR <b>R35</b>  4,75 SR	Type : <b>W</b> Coating : Ø A : 105,08 Ø C : H : L : 212,22 F :	Montaj Yüksekliği		
 <p>31,75 x 87,00 x 16,00</p>						

**DAVID BROWN P185 002 Ø100,05**






 <p><b>Ø100,046</b></p> <p>RC</p> <p>3/4</p> <p>Diesel Engine:  <b>AD / 55</b>                  5392 ccm C.R.17:1 1594  <b>AD 6 / 55T</b>                  5392 ccm ,C.R 17:1 1694</p>	<b>P185 002 000</b> STD STD <b>P185 002 050</b> STD +0,50 <b>P185 002 001</b> STD +1,00	<b>R185 002 000</b> <b>R185 002 050</b> <b>R185 002 001</b>	<b>S185 002 000</b> <b>S185 002 050</b> <b>S185 002 001</b>	<b>L185 001 000</b>	STD	<b>K185 002 000</b>
	ST : 60,38 TB : 105,56 ØH : 58,80 Hz : -20,24 -11,30 Hx/y : 8,50 0,50 ØV : 40,20 40,20 Vz : -5,44 -5,44 T1 : 15,90	<b>R01</b>  2,39 SR <b>R06</b>  2,39 SR <b>R06</b>  2,39 SR <b>R35</b>  4,75 SR	Type : <b>W</b> Coating : Ø A : 105,08 Ø C : H : L : 212,22 F :	Montaj Yüksekliği		
 <p>31,75 x 87,00 x 16,00</p>						

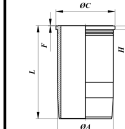
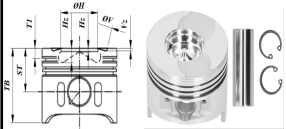


**DEUTZ P200 901 Ø91,00**

 <p><b>Ø91</b></p> <p>T 2/3/4</p> <p>Diesel Engine : <b>F 2 L 1011 / F 3 L 1011 / F 4 L 1011</b></p> <p>R 2, 1366 cm<sup>3</sup>, 22 kW (30 PS), 18,5:1 stroke 105mm, R 3, 2049 cm<sup>3</sup>, 33 kW (45 PS), 18,5:1 stroke 105mm, R 4, 2732 cm<sup>3</sup>, 44 kW (60 PS), 18,5:1 stroke 105mm, Stationary engine</p>	<p><b>P200 901 000</b> STD STD</p> <p><b>P200 901 025</b> STD +0,25</p> <p><b>P200 901 050</b> STD +0,50</p> <p><b>P200 901 075</b> STD +0,75</p> <p><b>P200 901 001</b> STD +1,00</p> <p><b>P200 901 100</b> +0,10 STD</p> <p><b>P200 901 150</b> +0,10 +0,50</p> <p><b>P200 901 00</b> +0,20 STD</p> <p><b>P200 901 50</b> +0,20 +0,50</p>	<p><b>R200 901 000</b></p> <p><b>R200 901 025</b></p> <p><b>R200 901 050</b></p> <p><b>R200 901 075</b></p> <p><b>R200 901 001</b></p> <p><b>R200 901 000</b></p> <p><b>R200 901 050</b></p> <p><b>R200 901 000</b></p> <p><b>R200 901 050</b></p>	<p><b>S200 901 000</b></p> <p><b>S200 901 025</b></p> <p><b>S200 901 050</b></p> <p><b>S200 901 075</b></p> <p><b>S200 901 001</b></p> <p><b>S200 901 100</b></p> <p><b>S200 901 00</b></p> <p><b>S200 901 150</b></p> <p><b>S200 901 50</b></p>	<p><b>L200 901 000</b> STD</p> <p><b>L200 902 000</b> Ø A : -,005</p> <p><b>L200 902 001</b> -94,015</p>	<p><b>K200 901 000</b></p> <p><b>K200 901 001</b></p> <p><b>K200 901 002</b></p>
	<p>ST : 55,17</p> <p>TB : 86,15</p> <p>ØH : 40,00</p> <p>Hz : -19,80 -10,75</p> <p>Hx/y : -3,00 1,50</p> <p>ØV :</p> <p>Vz :</p> <p>T1 : 15,75</p>	<p><b>R01</b>  2,00 SR</p> <p><b>R06</b>  2,00 SR</p> <p><b>R35</b>  3,00 SR</p>	<p>Type : DC</p> <p>Coating :</p> <p>Ø A : 94,015</p> <p>Ø C : 99,00</p> <p>H : 4,56</p> <p>L : 180,5</p> <p>F :</p>	<p><b>Montaj Yüksekliği</b></p> <p>1 Kertik 0,59 / 0,69</p> <p>2 Kertik 0,69 / 0,76</p> <p>3 Kertik 0,76 / 0,83</p>	
 <p>26,00 x 65,00 x 13,00</p>					

**DEUTZ P200 902 Ø91,00**

 <p><b>Ø91</b></p> <p>RC,S 4</p> <p>Diesel Engine : <b>BF 4 L 1011 F / BF 4 L 1011 F Euro1 / BF 4 L 1011 FT Euro1</b></p> <p>R 3 Diesel, 2185 cm<sup>3</sup>, 40 kW Hub 112mm</p> <p>R 4 Diesel, 2732 cm<sup>3</sup>, 55,5 kW Hub 112mm</p>	<p><b>P200 902 000</b> STD STD</p> <p><b>P200 902 025</b> STD +0,25</p> <p><b>P200 902 050</b> STD +0,50</p> <p><b>P200 902 075</b> STD +0,75</p> <p><b>P200 902 001</b> STD +1,00</p>	<p><b>R200 902 000</b></p> <p><b>R200 902 025</b></p> <p><b>R200 902 050</b></p> <p><b>R200 902 075</b></p> <p><b>R200 902 001</b></p>	<p><b>S200 902 000</b></p> <p><b>S200 902 025</b></p> <p><b>S200 902 050</b></p> <p><b>S200 902 075</b></p> <p><b>S200 902 001</b></p>	<p><b>L200 901 000</b> STD</p> <p><b>L200 902 000</b> Ø A : -,005</p> <p><b>L200 902 001</b> -94,015</p>	<p><b>K200 902 000</b></p> <p><b>K200 902 001</b></p> <p><b>K200 902 002</b></p>
	<p>ST : 55,15</p> <p>TB : 86,15</p> <p>ØH : 45,00</p> <p>Hz : -18,20 -8,85</p> <p>Hx/y : -3,00 1,50</p> <p>ØV :</p> <p>Vz :</p> <p>T1 : 13,00</p>	<p><b>R16</b>  3,00 TR15°</p> <p><b>R07</b>  2,00 SR</p> <p><b>R35</b>  3,00 SR.R</p>	<p>Type : DC</p> <p>Coating :</p> <p>Ø A : 94,015</p> <p>Ø C : 99,00</p> <p>H : 4,56</p> <p>L : 180,5</p> <p>F :</p>	<p><b>Montaj Yüksekliği</b></p> <p>+ 0,59 / + 0,69</p> <p>+ 0,69 / + 0,76</p> <p>+ 0,76 / + 0,83</p>	
 <p>30,00 x 68,00 x 15,00</p>					



DEUTZ

P200 903

Ø91,00



Ø91

4

Diesel Engine :

See : 165 K00200

Without Ring Carrier

P200 903 000  
P200 903 025  
P200 903 050  
P200 903 075  
P200 903 001

STD STD  
STD +0,25  
STD +0,50  
STD +0,75  
STD +1,00

R200 903 000  
R200 903 025  
R200 903 050  
R200 903 075  
R200 903 001

S200 903 000  
S200 903 025  
S200 903 050  
S200 903 075  
S200 903 001



L200 901 000

STD

K200 903 000




ST : 55,15  
TB : 86,15  
ØH : 45,00  
Hz : -18,20 -8,85  
Hx/y : -3,00 1,50  
ØV :  
Vz :  
T1 : 13,00

R16  3,00 TR15°  
R07  2,00 SR  
R35  3,00 SR.R

Type : DC  
Coating :  
Ø A : 94,015  
Ø C : 99,00  
H : 4,56  
L : 180,5  
F :

Montaj Yüksekliği



30,00 x 68,00 x 15,00

DEUTZ

P200 904

Ø91,00



Ø91

RC

4

Diesel Engine :

BF 4 L 1011 /  
BF 4 L 1011 F /  
BF 4 L 1011 FT  
Euro1,

R 3 Diesel, 2185 cm, 40 kW Hub 112mm  
R 4 Diesel, 2732 cm, 55,5 kW Hub 112mm  
RING TYPE DIFFERENT!

P200 904 000  
P200 904 025  
P200 904 050  
P200 904 075  
P200 904 001

STD STD  
STD +0,25  
STD +0,50  
STD +0,75  
STD +1,00

R200 904 000  
R200 904 025  
R200 904 050  
R200 904 075  
R200 904 001

S200 904 000  
S200 904 025  
S200 904 050  
S200 904 075  
S200 904 001


L200 901 000

STD

K200 904 000




ST : 55,15  
TB : 86,15  
ØH : 45,00  
Hz : -18,20 -9,00  
Hx/y : -2,25 2,25  
ØV :  
Vz :  
T1 : 13,00

R16  3,00 TR15°  
R06  2,50 SR  
R35  3,50 SR.R

Type : DC  
Coating :  
Ø A : 94,015  
Ø C : 99,00  
H : 4,56  
L : 180,5  
F :






Montaj Yüksekliği








30,00 x 68,00 x 18,00



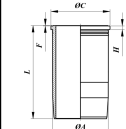
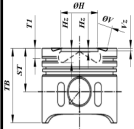
**DEUTZ P200 905 Ø91,00**

 <p><b>Ø91</b></p> <p>S</p> <p>2/3/4</p> <p>Diesel Engine :</p> <p><b>F 2 M 1011 F</b></p> <p><b>Euro1 / F 3</b></p> <p><b>M 1011 F / F</b></p> <p><b>4 M 1011 F</b></p> <p>R 2 Diesel, 1366 cm, 22,6 kW (30,7 PS)</p> <p>R 3 Diesel, 2185 cm, 35,6 kW (48,4 PS)</p> <p>R 4 Diesel, 2914 cm, 48 kW (65 PS)</p>	<p><b>P200 905 000</b> STD STD <b>R200 905 000</b> <b>S200 905 000</b> <b>L200 901 000</b> STD <b>K200 905 000</b></p> <p><b>P200 905 025</b> STD +0,25 <b>R200 905 025</b> <b>S200 905 025</b></p> <p><b>P200 905 050</b> STD +0,50 <b>R200 905 050</b> <b>S200 905 050</b></p> <p><b>P200 905 075</b> STD +0,75 <b>R200 905 075</b> <b>S200 905 075</b></p> <p><b>P200 905 001</b> STD +1,00 <b>R200 905 001</b> <b>S200 905 001</b></p>	<p>ST : 51,65</p> <p>TB : 81,65</p> <p>ØH : 42,00</p> <p>Hz : -19,35 -10,00</p> <p>Hx/y : -4,00 1,60</p> <p>ØV :</p> <p>Vz :</p> <p>T1 : 16,00</p>	<p><b>R01</b>  2,00 SR</p> <p><b>R06</b>  2,00 SR</p> <p><b>R35</b>  3,00 SR.R</p>	<p>Type : DC</p> <p>Coating :</p> <p>Ø A : 94,015</p> <p>Ø C : 99,00</p> <p>H : 4,56</p> <p>L : 180,5</p> <p>F :</p>	<p>Montaj Yüksekliği</p>
	 <p>26,00 x 65,00 x 13,00</p>				

**DEUTZ P200 906 Ø91,00**

 <p><b>Ø91</b></p> <p>2/3/4</p> <p>Diesel Engine :</p> <p><b>F 2 M 1011 F /</b></p> <p><b>F 3 M 1011 F /</b></p> <p><b>F 4 M 1011 F</b></p> <p>R 2 Diesel, 1366 cm, 22,6 kW (30,7 PS)</p> <p>R 3 Diesel, 2185 cm, 35,6 kW (48,4 PS)</p> <p>R 4 Diesel, 2914 cm, 48 kW (65 PS)</p> <p><b>RING TYPE DIFFERENT!</b></p>	<p><b>P200 906 000</b> STD STD <b>R200 906 000</b> <b>S200 906 000</b> <b>L200 901 000</b> STD <b>K200 906 000</b></p> <p><b>P200 906 025</b> STD +0,25 <b>R200 906 025</b> <b>S200 906 025</b></p> <p><b>P200 906 050</b> STD +0,50 <b>R200 906 050</b> <b>S200 906 050</b></p> <p><b>P200 906 075</b> STD +0,75 <b>R200 906 075</b> <b>S200 906 075</b></p> <p><b>P200 906 001</b> STD +1,00 <b>R200 906 001</b> <b>S200 906 001</b></p>	<p>ST : 51,65</p> <p>TB : 81,65</p> <p>ØH : 42,00</p> <p>Hz : -19,35 -10,00</p> <p>Hx/y : -4,00 1,60</p> <p>ØV :</p> <p>Vz :</p> <p>T1 : 14,35</p>	<p><b>R16</b>  3,00 TR15°</p> <p><b>R06</b>  2,50 SR</p> <p><b>R35</b>  3,50 SR</p>	<p>Type : DC</p> <p>Coating :</p> <p>Ø A : 94,015</p> <p>Ø C : 99,00</p> <p>H : 4,56</p> <p>L : 180,5</p> <p>F :</p>	<p>Montaj Yüksekliği</p>
	 <p>26,00 x 65,00 x 13,00</p>				





DEUTZ

P200 907

Ø91,00



Ø91

RC

4/6

Diesel Engine :

P200 907 000  
P200 907 025  
P200 907 050  
P200 907 075  
P200 907 001

STD STD  
STD +0,25  
STD +0,50  
STD +0,75  
STD +1,00

R200 907 000  
R200 907 025  
R200 907 050  
R200 907 075  
R200 907 001

S200 907 000  
S200 907 025  
S200 907 050  
S200 907 075  
S200 907 001


L200 902 000

STD

K200 907 000




ST : 51,65  
TB : 81,65  
ØH : 45,00  
Hz : -18,70 -9,00  
Hx/y : -3,25 0,50  
ØV :  
Vz :  
T1 : 9,80

R16  3,00 TR15°  
R07  2,00 SR  
R35  3,00 SR

Type : DC  
Coating :  
Ø A : 94,01  
Ø C : 98,90  
H : 4,55  
L : 175,5  
F :

Montaj Yüksekliği



30,00 x 68,00 x 18,00

DEUTZ

P200 908

Ø91,00



Ø91

RC,OCP

3/4

Diesel Engine :

BF 3 M 1011 Euro1

/ BF 4 M 1011

F Euro1 /

BF 3 M 1011 F

R 3 Diesel, 2185 cm, 45,5 kW

(62 PS)

R 4 Diesel, 2914 cm, 61 kW, (83

PS)

P200 908 000  
P200 908 025  
P200 908 050

STD STD  
STD +0,25  
STD +0,50

R200 908 000  
R200 908 025  
R200 908 050

S200 908 000  
S200 908 025  
S200 908 050


L200 902 000

STD

K200 908 000




ST : 51,65  
TB : 81,65  
ØH : 45,00  
Hz : -18,70 -9,00  
Hx/y : 2,50 -1,50  
ØV :  
Vz :  
T1 : 10,40

R16  3,00 TR15°  
R07  2,00 SR  
R35  3,00 SR.R

Type : DC  
Coating :  
Ø A : 94,01  
Ø C : 98,90  
H : 4,55  
L : 175,5  
F :







Montaj Yüksekliği








30,00 x 68,00 x 18,00

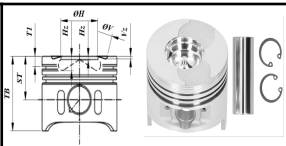



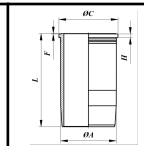







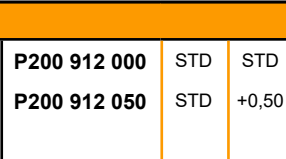
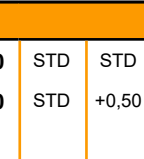

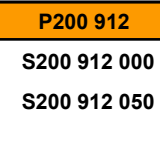

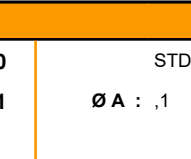
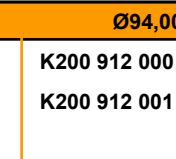







**DEUTZ P200 909 Ø91,00**




 <p><b>Ø91</b></p> <p>4 Diesel Engine: See : 165 K00500 With out RC-OCF</p>	<p><b>P200 909 000</b> STD STD</p> <p><b>P200 909 025</b> STD +0,25</p> <p><b>P200 909 050</b> STD +0,50</p>	<p><b>R200 909 000</b></p> <p><b>R200 909 025</b></p> <p><b>R200 909 050</b></p>	<p><b>S200 909 000</b></p> <p><b>S200 909 025</b></p> <p><b>S200 909 050</b></p>	<p><b>L200 902 000</b></p> 	<p>STD</p>	<p><b>K200 909 000</b></p>
	<p>ST : 51,65</p> <p>TB : 81,65</p> <p>ØH : 45,00</p> <p>H<sub>z</sub> : -18,70 -9,00</p> <p>H<sub>x/y</sub> : -2,50 2,00</p> <p>ØV :</p> <p>V<sub>z</sub> :</p> <p>T1 : 13,00</p>	<p><b>R16</b>  3,00 TR15°</p> <p><b>R07</b>  2,00 SR</p> <p><b>R35</b>  3,00 SR.R</p>	<p>Type : DC</p> <p>Coating :</p> <p>Ø A : 94,01</p> <p>Ø C : 98,90</p> <p>H : 4,55</p> <p>L : 175,5</p> <p>F :</p>	<p>Montaj Yüksekliği</p>		
	 <p>30,00 x 68,00 x 18,00</p>					






**DEUTZ P200 910 Ø92,00**

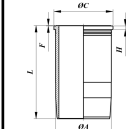

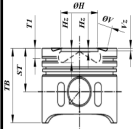
 <p><b>Ø92</b></p> <p>T 4 Diesel Engine : <b>D 2.9 L4</b> 36 kw / 49 PS</p>	<p><b>P200 910 000</b> STD STD</p> <p><b>P200 910 050</b> STD +0,50</p>	<p><b>R200 910 000</b></p> <p><b>R200 910 050</b></p>	<p><b>S200 910 000</b></p> <p><b>S200 910 050</b></p>			
	<p>ST : 50,60</p> <p>TB : 80,60</p> <p>ØH : 50,00</p> <p>H<sub>z</sub> : -18,80 -6,35</p> <p>H<sub>x/y</sub> : -2,50 -2,00</p> <p>ØV :</p> <p>V<sub>z</sub> :</p> <p>T1 : 9,10</p>	<p><b>R01</b>  2,00 SR</p> <p><b>R08</b>  2,00 SR</p> <p><b>R35</b>  3,00 SR.R</p>	<p>Montaj Yüksekliği</p>			
	 <p>30,00 x 68,00 x 15,00</p>					

DEUTZ		P200 911				Ø92,00			
      	 <b>Ø92</b> RC,T 4 Diesel Engine : <b>TCD 2.9 L4 LA</b> 4-Cyl. 55 kw / 75 PS	<b>P200 911 000</b> <b>P200 911 050</b>	STD STD +0,50	<b>R200 911 000</b> <b>R200 911 050</b>	<b>S200 911 000</b> <b>S200 911 050</b>				
	ST : 50,60 TB : 80,60 ØH : 53,00 Hz : -18,20 -5,30 Hx/y : -2,50 -1,50 ØV : Vz : T1 : 9,70	<b>R17</b>  3,00 TR15° <b>R08</b>  2,00 SR <b>R35</b>  3,00 SR.R							
	 30,00 x 68,00 x 15,00								Montaj Yüksekliği
DEUTZ		P200 912				Ø94,00			
      	 <b>Ø94</b> RC,S 4/6 Diesel Engine : <b>BF 4 M 1012, /</b> <b>BF 4 M 1012 E, /</b> <b>BF 4 M 1012 EC,</b> <b>Euro1 / BF 4 M</b> <b>1012C, Euro 1</b> <b>BF 6 M 1012, /</b> <b>BF 6 M 1012 C,</b> <b>BF 6 M 1012 E, /</b> <b>BF 6 M 1012 EC</b> <b>Euro1</b> Perkins	<b>P200 912 000</b> <b>P200 912 050</b>	STD STD +0,50	<b>R200 912 000</b> <b>R200 912 050</b>	<b>S200 912 000</b> <b>S200 912 050</b>	<b>L200 903 000</b> <b>L200 011 001</b>	STD Ø A : ,1	<b>K200 912 000</b> <b>K200 912 001</b>	
	ST : 61,20 TB : 98,00 ØH : 49,50 Hz : -18,40 -14,60 Hx/y : 3,00 -2,00 ØV : Vz : T1 : 10,40	<b>R16</b>  3,00 TR15° <b>R06</b>  2,00 SR <b>R35</b>  3,00 SR.R					Type : DC Coating : Ø A : 98,5 Ø C : 102,5 H : 5 L : 196 F :		
	 34,00 x 78,00 x 18,00								Montaj Yüksekliği + 0,43 / + 0,64 + 0,64 / + 0,74 + 0,74 / + 0,84



DEUTZ		P200 913				Ø94,00		
 <p><b>Ø94</b></p> <p>RC 2/3</p> <p>Diesel Engine : D 2011 L2 Euro 3, / D 2011 L2 I Euro 3 D 2011 L3 Euro 3 / D 2011 L3 I Euro 3</p> <p>Atlas Copco</p>	<p><b>P200 913 000</b></p> <p><b>P200 913 050</b></p> <p><b>P200 913 025</b></p>	<p>STD</p> <p>STD</p> <p>STD</p>	<p>STD</p> <p>+0,50</p> <p>+0,25</p>	<p><b>R200 913 000</b></p> <p><b>R200 913 050</b></p> <p><b>R200 913 025</b></p>	<p><b>S200 913 000</b></p> <p><b>S200 913 050</b></p> <p><b>S200 913 025</b></p>			
	<p>ST : 51,65</p> <p>TB : 81,65</p> <p>ØH : 52,00</p> <p>Hz : -17,40 -3,00</p> <p>Hx/y : 0,75 -1,00</p> <p>ØV :</p> <p>Vz :</p> <p>T1 : 9,35</p>	<p><b>R16</b>  3,00 TR15°</p> <p><b>R06</b>  2,00 SR</p> <p><b>R35</b>  3,00 SR.R</p>						
	 <p>30,00 x 68,00 x 18,00</p>							Montaj Yüksekliği

DEUTZ		P200 914				Ø94,00		
 <p><b>Ø94</b></p> <p>S 2/3/4</p> <p>Diesel Engine : F 2 M 2011 , / F 3 M 2011 , F 4 M 2011 , / F 2 L 2011 , F 3 L 2011 , / F 4 L 2011 ,</p>	<p><b>P200 914 000</b></p> <p><b>P200 914 050</b></p> <p><b>P200 914 001</b></p>	<p>STD</p> <p>STD</p> <p>STD</p>	<p>STD</p> <p>+0,50</p> <p>+1,00</p>	<p><b>R200 914 000</b></p> <p><b>R200 914 050</b></p> <p><b>R200 914 001</b></p>	<p><b>S200 914 000</b></p> <p><b>S200 914 050</b></p> <p><b>S200 914 001</b></p>			
	<p>ST : 51,65</p> <p>TB : 81,65</p> <p>ØH : 46,00</p> <p>Hz : -19,00 -6,00</p> <p>Hx/y : 2,00 -1,00</p> <p>ØV :</p> <p>Vz :</p> <p>T1 : 16,00</p>	<p><b>R01</b>  2,00 SR</p> <p><b>R08</b>  2,00 SR</p> <p><b>R35</b>  3,00 SR.R</p>						
	 <p>26,00 x 65,00 x 13,00</p>							



DEUTZ

P200 915

Ø94,00



Ø94

2/3/4

Diesel Engine :

**F 2 M 2011 / F 2 L 2011 / F 3 M 2011 / F 3 L 2011 / F 4 M 2011 / F 4 L 2011**

**P200 915 000**  
**P200 915 050**  
**P200 915 001**

STD  
 STD  
 STD


STD  
 +0,50  
 +1,00

**R200 915 000**  
**R200 915 050**  
**R200 915 001**

**S200 915 000**  
**S200 915 050**  
**S200 915 001**

ST : 51,67  
 TB : 81,67  
 ØH : 43,00  
 Hz : -19,60 -10,00  
 Hx/y : 3,00 -1,25  
 ØV :  
 Vz :  
 T1 : 16,00

**R07**  2,00 SR.R  
**R26**  2,00 SR.R  
**R35**  3,00 SR.R



26,00 x 65,00 x 13,00

Montaj Yüksekliği

DEUTZ

P200 916

Ø94,00



Ø94

RC,OCP,S

3/4

Diesel Engine :

**BF 3 M 2011 Euro2, BF 4 M 2011 Euro2, BF 3 L 2011 Euro2, BF 4 L 2011 Euro2, Atlas Copco**

**P200 916 000**  
**P200 916 050**  
**P200 916 001**  
**P200 916 025**

STD  
 STD  
 STD  
 STD

STD  
 +0,50  
 +1,00  
 +0,25

**R200 916 000**  
**R200 916 050**  
**R200 916 001**  
**R200 916 025**




**S200 916 000**  
**S200 916 050**  
**S200 916 001**  
**S200 916 025**

L200 904 000

STD


K200 916 000

ST : 51,65  
 TB : 81,65  
 ØH : 52,00  
 Hz : -17,50 -3,15  
 Hx/y : 1,00 -1,15  
 ØV :  
 Vz :  
 T1 : 9,10

**R16**  3,00 TR15°  
**R06**  2,00 SR  
**R35**  3,00 SR.R



Type : DS  
 Coating :  
 Ø A : 97,00  
 Ø C : 98,50  
 H : 5,00  
 L : 175,00  
 F :









30,00 x 68,00 x 18,00

Montaj Yüksekliği








1 Kertik conta ile 0,51 / 0,69  
 2 Kertik conta ile 0,70 / 0,76  
 3 Kertik conta ile 0,77 / 0,83

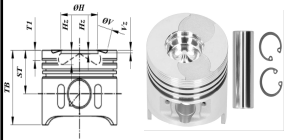



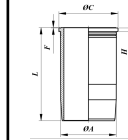









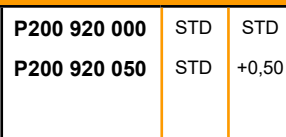
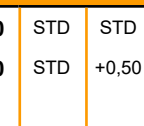






**DEUTZ P200 917 Ø95,00**

 <p><b>Ø95</b></p> <p>1/2/3/4/6</p> <p>Diesel Engine:  <b>F 1 L 812, / F 2 L 812, / F 3 L 812, / F 4 L 812, / F 6 L 812,</b>                      9,5 kW (13 PS) 20:1 850 cm<sup>3</sup>                      / 19 kW (26 PS) 20:1 1700 cm<sup>3</sup>                      / 34 kW (46,5 PS) 20:1 2550 cm<sup>3</sup>                      45,5 kW (62 PS) 20:1 3400 cm<sup>3</sup>                      68,5 kW (93 PS) 20:1 5100 cm<sup>3</sup>                      D 4005, D 5005, D 6005, D 8005, 70 D 6, M 70 D 7,5 D 6, 80 D 6, 80 D 7, 80 D 8, 90 D 7, 90 D 8, 90 D 9, 100 D 7, 100 D 8, 100 D 9, 100 D 10, 100 D 11</p>	<b>P200 917 000</b> <b>P200 917 050</b> <b>P200 917 001</b>	STD STD STD	STD +0,50 +1,00	<b>R200 917 000</b> <b>R200 917 050</b> <b>R200 917 001</b>	<b>S200 917 000</b> <b>S200 917 050</b> <b>S200 917 001</b>	<b>L200 905 000</b>	STD	<b>K200 917 000</b>
	ST : 72,45 TB : 122,20 ØH : 55,00 Hz : 3,70 -13,60 Hx/y : 5,00 0,00 ØV : Vz : -1,00 -1,00 T1 : 98,90	R01  2,50 SR R01  2,50 SR R01  2,50 SR R34  5,00 SR.R	Type : AC Coating : Ø A : 105,00 Ø C : 115,00 H : 132,60 L : 217,6 F :	Montaj Yüksekliği				
 <p>35,00 x 80,00 x 18,00</p>								



**DEUTZ P200 918 Ø95,00**

 <p><b>Ø95</b></p> <p>1/2/3/4</p> <p>Diesel Engine:  <b>F 1 L 712, 850 ccm Tractor D 13/14/15</b>  <b>F 2 L 712, 1700 ccm Tractor D 25/30/S</b>  <b>F 3 L 712, 2550 ccm Tractor D 40/L/S</b>  <b>F 4 L 712, 3400 ccm Tractor D 50/S / F 1 L 712, 850 ccm Sirius 90, 1958-1968</b></p>	<b>P200 918 000</b> <b>P200 918 050</b>	STD STD	STD +0,50	<b>R200 918 000</b> <b>R200 918 050</b>	<b>S200 918 000</b> <b>S200 918 050</b>	<b>L200 905 000</b>	STD	<b>K200 918 000</b>
	ST : 70,70 TB : 125,50 ØH : Hz : 11,70 -7,30 Hx/y : ØV : 37,40 41,70 Vz : 5,00 5,00 T1 : 12,90	R01  2,50 SR R01  2,50 SR R01  2,50 SR R34  5,00 SR R34  5,00 SR	Type : AC Coating : Ø A : 105,00 Ø C : 115,00 H : 132,60 L : 217,6 F :	Montaj Yüksekliği				
 <p>35,00 x 80,00 x 18,00</p>								






DEUTZ		P200 919				Ø96,00		
        	 <b>Ø96</b> RC 4/6 Diesel Engine : <b>D 2011 L4 I Euro 3</b> <b>/ D 2011 L4 W Euro 3</b> <b>TCD 2011 L4 W Euro 3</b> <b>/ TD 2011 L4 I Euro 3</b> <b>TD 2011 L4 W Euro 3</b> Atlas Copco, JCB	<b>P200 919 000</b> <b>P200 919 050</b>	STD STD +0,50	<b>R200 919 000</b> <b>R200 919 050</b>	<b>S200 919 000</b> <b>S200 919 050</b>			
	ST : 51,60 TB : 81,60 ØH : 52,00 Hz : -19,40 -4,70 Hx/y : 1,00 -1,00 ØV : Vz : T1 : 11,60	 30,00 x 68,00 x 18,00	<b>R16</b>  3,00 TR15° <b>R06</b>  2,00 SR <b>R35</b>  3,00 SR.R					
DEUTZ		P200 920				Ø96,00		
   	 <b>Ø96</b>	<b>P200 920 000</b> <b>P200 920 050</b>	STD STD +0,50	<b>R200 920 000</b> <b>R200 920 050</b>	<b>S200 920 000</b> <b>S200 920 050</b>			
	ST : 51,65 TB : 81,65 ØH : 48,00 Hz : -19,45 -5,50 Hx/y : 1,00 -1,00 ØV : Vz : T1 : 9,25	 30,00 x 68,00 x 18,00	3,00 TR15° 2,00 SR 3,00 SR.R					Montaj Yüksekliği



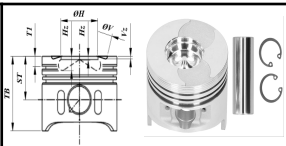


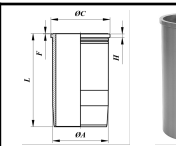







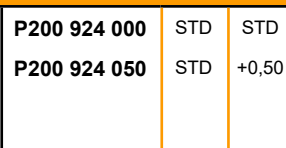
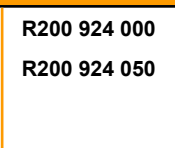
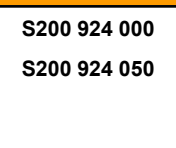
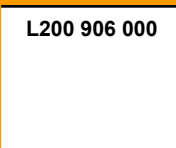
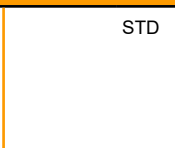






**DEUTZ P200 921 Ø96,00**

 <p><b>Ø96</b></p> <p>6 Diesel Engine : TCD 2011 6 Cyl.</p>	<p><b>P200 921 000</b> STD STD <b>R200 921 000</b> <b>S200 921 000</b></p> <p><b>P200 921 050</b> STD +0,50 <b>R200 921 050</b> <b>S200 921 050</b></p>						
	<p>ST : 51,65 2,00 SR</p> <p>TB : 81,65 2,00 SR</p> <p>ØH : 48,00 3,00 SR.R</p> <p>H<sub>z</sub> : -20,65 -5,89</p> <p>H<sub>x/y</sub> : 2,00 -1,10</p> <p>ØV :</p> <p>V<sub>z</sub> :</p> <p>T1 : 13,50</p>						Montaj Yüksekliği
	 <p>30,00 x 68,00 x 15,00</p>						






**DEUTZ P200 922 Ø96,00**

 <p><b>Ø96</b></p>	<p><b>P200 922 000</b> STD STD <b>R200 922 000</b> <b>S200 922 000</b></p> <p><b>P200 922 025</b> STD +0,25 <b>R200 922 025</b> <b>S200 922 025</b></p> <p><b>P200 922 050</b> STD +0,50 <b>R200 922 050</b> <b>S200 922 050</b></p> <p><b>P200 922 001</b> STD +1,00 <b>R200 922 001</b> <b>S200 922 001</b></p>						
	<p>ST : 51,65 <b>R16</b>  3,00 TR15°</p> <p>TB : 81,65 <b>R06</b>  2,00 SR</p> <p>ØH : 52,00 <b>R35</b>  3,00 SR.R</p> <p>H<sub>z</sub> : -17,50 -3,15</p> <p>H<sub>x/y</sub> : 1,00 -1,15</p> <p>ØV :</p> <p>V<sub>z</sub> :</p> <p>T1 : 9,50</p>					Montaj Yüksekliği	
	 <p>30,00 x 68,00 x 18,00</p>						

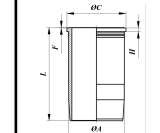
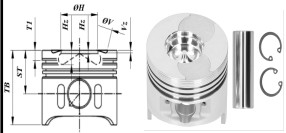


DEUTZ		P200 923				Ø98,00		
     	 <b>Ø98</b> RC,T 4/6 Diesel Engine : <b>BF 4M 2013 C</b> <b>Euro 3</b> <b>BF 6M 2013 C</b> <b>Euro 3</b> <b>BF 6M 2013 Euro 3</b> 3802cc 125 kW (170PS), 5702cc 118 -190kW (160-258PS), 92kW (125PS)	<b>P200 923 000</b> <b>P200 923 050</b>	STD STD +0,50	<b>R200 923 000</b> <b>R200 923 050</b>	<b>S200 923 000</b> <b>S200 923 050</b>			
	ST : 50,70 TB : 86,15 ØH : 61,10 Hz : -17,50 -4,75 Hx/y : 3,00 -2,00 ØV : Vz : T1 : 11,95	<b>R16</b>  3,00 TR15° <b>R06</b>  2,00 SR <b>R35</b>  3,00 SR.R						
 38,00 x 76,00 x 18,00								
DEUTZ		P200 924				Ø98,00		
     	 <b>Ø98</b> RC 6 Diesel Engine : <b>TCD 2012 Euro 3</b> 5700 cm³ 2 V 147 kW (200 PS) 18:1 2005 Volvo	<b>P200 924 000</b> <b>P200 924 050</b>	STD STD +0,50	<b>R200 924 000</b> <b>R200 924 050</b>	<b>S200 924 000</b> <b>S200 924 050</b>	<b>L200 906 000</b>	STD	<b>K200 924 000</b>
	ST : 55,15 TB : 90,65 ØH : 61,50 Hz : -17,30 -5,25 Hx/y : 3,00 -2,00 ØV : Vz : T1 : 14,00	<b>R16</b>  3,00 TR15° <b>R06</b>  2,03 SR <b>R35</b>  3,00 SR.R					Type : DC Coating : Ø A : 101,00 Ø C : 105,00 H : 4,50 L : 188,00 F :	
 40,00 x 78,00 x 20,00								



DEUTZ				P200 925				Ø98,00	
 <p><b>Ø98</b></p> <p>RC,YP,T</p> <p>6</p> <p>Diesel Engine :</p> <p><b>BF 4 M 2012 C</b></p> <p><b>Euro2</b></p> <p>4000 cm³ 60-155 kW (82-211 PS) 18,4:1</p> <p><b>BF 6 M 2012 C</b></p> <p><b>Euro2</b></p> <p>6000 cm³ 80-208 kW (109-283 PS) 18,4:1</p> <p>Volvo</p>	<p><b>P200 925 000</b></p> <p><b>P200 925 050</b></p>	<p>STD</p> <p>STD</p>	<p>STD</p> <p>+0,50</p>	<p><b>R200 925 000</b></p> <p><b>R200 925 050</b></p>	<p><b>S200 925 000</b></p> <p><b>S200 925 050</b></p>	<p><b>L200 907 000</b></p> <p><b>L200 907 001</b></p> <p><b>L200 907 002</b></p>	<p>STD</p> <p>L : -5</p> <p>-101</p>	<p><b>K200 925 000</b></p> <p><b>K200 925 001</b></p> <p><b>K200 925 002</b></p>	
	<p>ST : 50,65</p> <p>TB : 90,65</p> <p>ØH : 61,06</p> <p>Hz : -17,50    -4,75</p> <p>Hx/y : 3,00    -2,00</p> <p>ØV :</p> <p>Vz :</p> <p>T1 : 11,75</p>		<p><b>R16</b>  3,00 TR15°</p> <p><b>R06</b>  2,00 SR</p> <p><b>R35</b>  3,00 SR.R</p>		<p>Type : W</p> <p>Coating :</p> <p>Ø A : 101</p> <p>Ø C : 105</p> <p>H : 4,5</p> <p>L : 193</p> <p>F :</p>		<p>Montaj Yüksekliği</p>		
	 <p>38,00 x 76,00 x 18,00</p>								

DEUTZ				P200 926				Ø98,00	
 <p><b>Ø98</b></p> <p>RC,T</p> <p>4</p> <p>Diesel Engine : MT 932 ST3B, P 27.10</p> <p><b>TCD 3.6 L4 Euro</b></p> <p><b>4/5</b></p> <p><b>TCD 3.6 L4 Interim</b></p> <p>90-100 kw / 122-136 PS</p> <p>Manitou, Merlo</p>	<p><b>P200 926 000</b></p> <p><b>P200 926 050</b></p>	<p>STD</p> <p>STD</p>	<p>STD</p> <p>+0,50</p>	<p><b>R200 926 000</b></p> <p><b>R200 926 050</b></p>	<p><b>S200 926 000</b></p> <p><b>S200 926 050</b></p>				
	<p>ST : 58,00</p> <p>TB : 88,00</p> <p>ØH : 61,50</p> <p>Hz : -17,24    -5,20</p> <p>Hx/y : 3,00    -2,50</p> <p>ØV : 40,00    45,00</p> <p>Vz : -1,20    -1,00</p> <p>T1 : 15,60</p>		<p><b>R17</b>  3,00 TR15°</p> <p><b>R08</b>  2,03 SR</p> <p><b>R35</b>  3,00 SR.R</p>				<p>Montaj Yüksekliği</p>		
	 <p>34,00 x 79,00 x 15,00</p>								



**DEUTZ P200 927 Ø98,00**



Ø98

<b>P200 927 000</b>	STD	STD	<b>R200 927 000</b>	<b>S200 927 000</b>			
<b>P200 927 050</b>	STD	+0,50	<b>R200 927 050</b>	<b>S200 927 050</b>			
ST : 54,00 TB : 91,00 ØH : 51,50 Hz : -18,65    -8,65 Hx/y : 3,50    1,25 ØV : Vz : T1 : 13,35			<b>R12</b> 2,50 ETR7 <b>R06</b> 2,00 SR <b>R35</b> 4,00 SR.R				
x            x					Montaj Yüksekliği		

**DEUTZ P200 001 Ø100,00**





Ø100



<b>P200 001 000</b>	STD	STD	<b>R200 001 000</b>	<b>S200 001 000</b>			
ST : 71,90 TB : 123,60 ØH : 58,00 Hz : 5,70    -2140,00 Hx/y : 5,00    0,00 ØV : Vz : -1,10    -1,10 T1 : 98,70			3,00 TR15° 2,50 SR 2,50 SR 5,00 SR				
40,00 x 80,00 x 20,00					Montaj Yüksekliği		


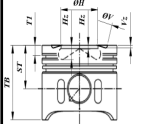



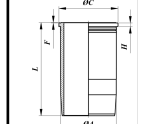









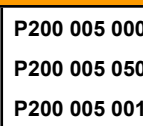
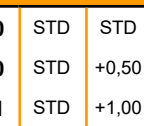


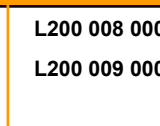
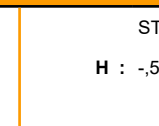








**DEUTZ P200 002 Ø100,00**

 <b>Ø100</b>	<b>P200 002 000</b> STD STD <b>P200 002 050</b> STD +0,50 <b>P200 002 001</b> STD +1,00	<b>R200 002 000</b> <b>R200 002 050</b> <b>R200 002 001</b>	<b>S200 002 000</b> <b>S200 002 050</b> <b>S200 002 001</b>				
	ST : 71,90 TB : 123,60 ØH : 55,00 Hz : 5,70 -21,40 Hx/y : -5,00 0,00 ØV : 45,00 45,00 Vz : -1,10 -1,10 T1 : 98,50	<b>R16</b> 3,00 TR15° <b>R06</b> 2,50 SR <b>R06</b> 2,50 SR <b>R35</b> 5,00 SR					
	 35,00 x 80,00 x 18,00						Montaj Yüksekliği






**DEUTZ P200 003 Ø100,00**

 <b>Ø100</b> SP,S 1/2 Diesel Engine : <b>F 1 L 511 D</b> , Engine , 825 cm³, 13 kW (17,5 PS), <b>F 2 L 511 D</b> , R 2, 1650 cm³, 26 kW (35 PS), Stationary engine 1978...	<b>P200 003 000</b> STD STD <b>P200 003 050</b> STD +0,50 <b>P200 003 001</b> STD +1,00	<b>R200 003 000</b> <b>R200 003 050</b> <b>R200 003 001</b>	<b>S200 003 000</b> <b>S200 003 050</b> <b>S200 003 001</b>	<b>L200 010 000</b> STD <b>K200 003 000</b>			
	ST : 56,75 TB : 95,95 ØH : 50,00 Hz : 5,70 -21,44 Hx/y : 7,00 0,00 ØV : 46,00 39,00 Vz : -1,10 -1,10 T1 : 75,30	<b>R17</b> 3,00 TR15° <b>R08</b> 2,50 SR <b>R35</b> 5,00 SR	Type : AC Coating : Ø A : 109,85 Ø C : 120 H : 118,9 L : 186 F :				Montaj Yüksekliği + 1,02 / + 1,20
	 35,00 x 75,00 x 18,00						






DEUTZ		P200 004				Ø100,00		
       	<b>P200 004 000</b> <b>P200 004 050</b> <b>P200 004 001</b>	STD STD STD	STD +0,50 +1,00	<b>R200 004 000</b> <b>R200 004 050</b> <b>R200 004 001</b>	<b>S200 004 000</b> <b>S200 004 050</b> <b>S200 004 001</b>	<b>L200 008 000</b> <b>L200 009 000</b>	STD H : -,5	<b>K200 004 000</b> <b>K200 004 001</b>
	 <p><b>Ø100</b></p> <p>6</p> <p>Diesel Engine :</p> <p><b>F 2 L 912 W</b>, 1884 ccm,  <b>F 3 L 912 W</b>, 2826 ccm,  <b>F 4 L 912 W</b>, 3768 ccm,  <b>F 5 L 912 W</b>, 4710 ccm,  <b>F 6 L 912 W</b>, 5652 ccm,</p>	ST : 72,07 TB : 123,30 ØH : Hz : 5,23 -7,30 Hx/y : ØV : Vz : -1,10 -1,10 T1 : 95,55	<b>R16</b>  3,00 TR15° <b>R06</b>  2,50 SR <b>R06</b>  2,50 SR <b>R35</b>  5,00 SR	Type : AC Coating : Ø A : 110 Ø C : 120 H : 137,3 L : 222,3 F :	Montaj Yüksekliği			
 <p>35,00 x 80,00 x 18,00</p>								
DEUTZ		P200 005				Ø100,00		
       	<b>P200 005 000</b> <b>P200 005 050</b> <b>P200 005 001</b>	STD STD STD	STD +0,50 +1,00	<b>R200 005 000</b> <b>R200 005 050</b> <b>R200 005 001</b>	<b>S200 005 000</b> <b>S200 005 050</b> <b>S200 005 001</b>	<b>L200 008 000</b> <b>L200 009 000</b>	STD H : -,5	<b>K200 005 000</b> <b>K200 005 001</b>
	 <p><b>Ø100</b></p> <p>2/3/4/5/6</p> <p>Diesel Engine :</p> <p><b>F 2 L 912 D</b>, 1884 ccm,            2 Cyl. 1973-  <b>F 3 L 912 D</b>, 2826 ccm,            3 Cyl. 1973-  <b>F 4 L 912 D</b>, 3760 ccm,            4 Cyl. 1973-  <b>F 5 L 912 D</b>, 4712 ccm,            5 Cyl. 1973-</p>	ST : 71,80 TB : 123,60 ØH : 55,00 Hz : 5,80 -21,55 Hx/y : 5,00 0,00 ØV : Vz : -1,00 -1,00 T1 : 97,80	<b>R17</b>  2,94 TR15° <b>R07</b>  2,03 SR <b>R35</b>  3,50 SR.R	Type : AC Coating : Ø A : 110 Ø C : 120 H : 137,3 L : 222,3 F :	Montaj Yüksekliği			
 <p>35,00 x 80,00 x 18,00</p>								

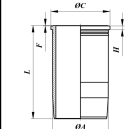

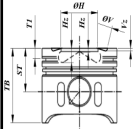


**DEUTZ P200 006 Ø100,00**

 <p><b>Ø100</b></p> <p>2/3/4/5 Diesel Engine :</p>	<p><b>P200 006 000</b> STD STD</p> <p><b>P200 006 050</b> STD +0,50</p> <p><b>P200 006 001</b> STD +1,00</p>	<p><b>R200 006 000</b></p> <p><b>R200 006 050</b></p> <p><b>R200 006 001</b></p>	<p><b>S200 006 000</b></p> <p><b>S200 006 050</b></p> <p><b>S200 006 001</b></p>	<p><b>L200 008 000</b> STD</p> <p><b>L200 009 000</b> H : -,5</p>	<p><b>K200 006 000</b></p> <p><b>K200 006 001</b></p>
	<p>ST : 71,80</p> <p>TB : 123,60</p> <p>ØH : 57,00</p> <p>Hz : 5,80 -22,35</p> <p>Hx/y : 5,00 0,00</p> <p>ØV :</p> <p>Vz : -1,00 -1,00</p> <p>T1 : 97,80</p>	<p><b>R17</b>  3,00 TR15°</p> <p><b>R07</b>  2,00 SR</p> <p><b>R35</b>  3,50 SR.R</p>	<p>Type : AC</p> <p>Coating :</p> <p>Ø A : 110</p> <p>Ø C : 120</p> <p>H : 137,3</p> <p>L : 222,3</p> <p>F :</p>	<p>Montaj Yüksekliği</p>	
	 <p>35,00 x 80,00 x 18,00</p>				

**DEUTZ P200 007 Ø100,00**

 <p><b>Ø100</b></p> <p>YP,T 4/6 Diesel Engine : <b>F 4 L 912 D,</b> 3770 ccm, 4 Cyl. 1996- <b>F 6 L 912 D,</b> 5655 ccm, 6 Cyl. 1996-</p>	<p><b>P200 007 000</b> STD STD</p> <p><b>P200 007 050</b> STD +0,50</p> <p><b>P200 007 001</b> STD +1,00</p>	<p><b>R200 007 000</b></p> <p><b>R200 007 050</b></p> <p><b>R200 007 001</b></p>	<p><b>S200 007 000</b></p> <p><b>S200 007 050</b></p> <p><b>S200 007 001</b></p>	<p><b>L200 009 000</b> STD</p>	<p><b>K200 007 000</b></p>
	<p>ST : 71,80</p> <p>TB : 123,60</p> <p>ØH : 45,00</p> <p>Hz : 5,80 -21,40</p> <p>Hx/y : 3,00 0,50</p> <p>ØV :</p> <p>Vz : -1,10 -1,10</p> <p>T1 : 97,80</p>	<p><b>R17</b>  2,94 TR15°</p> <p><b>R07</b>  2,00 SR</p> <p><b>R35</b>  3,00 SR.R</p>	<p>Type : AC</p> <p>Coating :</p> <p>Ø A : 110</p> <p>Ø C : 120</p> <p>H : 136,8</p> <p>L : 222,3</p> <p>F :</p>	<p>Montaj Yüksekliği</p>	
	 <p>35,00 x 80,00 x 18,00</p>				



DEUTZ

P200 008

Ø100,00



Ø100

4/6

Diesel Engine :

**See : 165 K02000**  
**4 Ring Type**
**P200 008 000**  
**P200 008 050**  
**P200 008 001**


 STD  
 STD +0,50  
 STD +1,00

**R200 008 000**  
**R200 008 050**  
**R200 008 001**
**S200 008 000**  
**S200 008 050**  
**S200 008 001**
**L200 008 000**  
**L200 009 000**

 STD  
 H : -,5


**K200 008 000**  
**K200 008 001**

 ST : 71,80  
 TB : 123,60  
 ØH : 45,00  
 Hz : 5,80 -22,70  
 Hx/y : 3,00 0,50  
 ØV :  
 Vz : -1,10 -1,10  
 T1 : 99,65

**R17**  2,94 TR15°  
**R07**  2,00 SR  
**R07**  2,00 SR  
**R35**  3,00 SR.R

 Type : AC  
 Coating :  
 Ø A : 110  
 Ø C : 120  
 H : 137,3  
 L : 222,3  
 F :

Montaj Yüksekliği



35,00 x 80,00 x 18,00

DEUTZ

P200 009

Ø100,00



Ø100

4/6

Diesel Engine :

**F 4 L 912 D,**  
 3770 ccm, 4 Cyl. 1996-  
**F 6 L 912 D,**  
 5655 ccm, 6 Cyl. 1996-

**P200 009 000**  
**P200 009 050**  
**P200 009 001**

 STD  
 STD +0,50  
 STD +1,00

**R200 009 000**  
**R200 009 050**  
**R200 009 001**
**S200 009 000**  
**S200 009 050**  
**S200 009 001**
**L200 009 000**

STD


**K200 009 000**

 ST : 71,80  
 TB : 123,60  
 ØH : 45,00  
 Hz : 5,80 -21,40  
 Hx/y : 3,00 0,50  
 ØV :  
 Vz : -1,10 -1,10  
 T1 : 97,80

**R17**  2,94 TR15°  
**R07**  2,00 SR  
**R35**  3,00 SR.R







 Type : AC  
 Coating :  
 Ø A : 110  
 Ø C : 120  
 H : 136,8  
 L : 222,3  
 F :







Montaj Yüksekliği



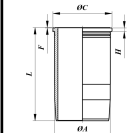
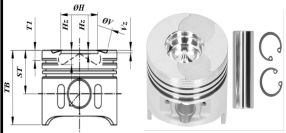
35,00 x 80,00 x 18,00




DEUTZ		P200 010				Ø100,00		
 <p><b>Ø100</b></p> <p>4/6 Diesel Engine : <b>F 4 L 912 D,</b> 3770 ccm, 4 Cyl. 1996- <b>F 6 L 912 D,</b> 5655 ccm, 6 Cyl. 1996-</p>	<p><b>P200 010 000</b></p> <p><b>P200 010 050</b></p> <p><b>P200 010 001</b></p>	<p>STD</p> <p>STD</p> <p>STD</p>	<p>STD</p> <p>+0,50</p> <p>+1,00</p>	<p><b>R200 010 000</b></p> <p><b>R200 010 050</b></p> <p><b>R200 010 001</b></p>	<p><b>S200 010 000</b></p> <p><b>S200 010 050</b></p> <p><b>S200 010 001</b></p>	<p><b>L200 009 000</b></p> 	<p>STD</p>	<p><b>K200 010 000</b></p>
	<p><b>ST :</b> 71,80</p> <p><b>TB :</b> 123,60</p> <p><b>ØH :</b> 44,00</p> <p><b>Hz :</b> 5,80 -16,70</p> <p><b>Hx/y :</b> 3,00 0,50</p> <p><b>ØV :</b></p> <p><b>Vz :</b> -1,10 -1,10</p> <p><b>T1 :</b> 97,80</p>		<p><b>R17</b>  2,94 TR15°</p> <p><b>R07</b>  2,00 SR</p> <p><b>R35</b>  3,00 SR.R</p>		<p><b>Type :</b> AC</p> <p><b>Coating :</b></p> <p><b>Ø A :</b> 110</p> <p><b>Ø C :</b> 120</p> <p><b>H :</b> 136,8</p> <p><b>L :</b> 222,3</p> <p><b>F :</b></p>		<p><b>Montaj Yüksekliği</b></p>	
 <p>35,00 x 80,00 x 18,00</p>								

DEUTZ		P200 011				Ø100,00		
 <p><b>Ø100</b></p> <p>4/6 Diesel Engine :</p>	<p><b>P200 011 000</b></p> <p><b>P200 011 050</b></p> <p><b>P200 011 001</b></p>	<p>STD</p> <p>STD</p> <p>STD</p>	<p>STD</p> <p>+0,50</p> <p>+1,00</p>	<p><b>R200 011 000</b></p> <p><b>R200 011 050</b></p> <p><b>R200 011 001</b></p>	<p><b>S200 011 000</b></p> <p><b>S200 011 050</b></p> <p><b>S200 011 001</b></p>	<p><b>L200 008 000</b></p> <p><b>L200 009 000</b></p> 	<p>STD</p> <p>H : -,5</p>	<p><b>K200 011 000</b></p> <p><b>K200 011 001</b></p>
	<p><b>ST :</b> 71,90</p> <p><b>TB :</b> 123,60</p> <p><b>ØH :</b> 45,00</p> <p><b>Hz :</b> 5,70 -22,90</p> <p><b>Hx/y :</b> 3,00 0,50</p> <p><b>ØV :</b></p> <p><b>Vz :</b> -1,00 -1,00</p> <p><b>T1 :</b> 98,60</p>		<p><b>R16</b>  3,00 TR15°</p> <p><b>R06</b>  2,50 SR</p> <p><b>R35</b>  5,00 SR.R</p>		<p><b>Type :</b> AC</p> <p><b>Coating :</b></p> <p><b>Ø A :</b> 110</p> <p><b>Ø C :</b> 120</p> <p><b>H :</b> 137,3</p> <p><b>L :</b> 222,3</p> <p><b>F :</b></p>		<p><b>Montaj Yüksekliği</b></p>	
 <p>35,00 x 80,00 x 18,00</p>								





**DEUTZ P200 012 Ø100,00**



**Ø100**  
YP,S  
2/3/4/5/6  
Diesel Engine:  
**F 2 L 912 D / F**  
**3 L 912 D / F 4**  
**L 912 D / F 5**  
1884 cm<sup>3</sup> D2506, D3005  
2826 cm<sup>3</sup> 26-46 kW (35-58) D  
4000/A, D 5206/A  
3758 cm<sup>3</sup> 43-59 kW (58-)  
D5506, D5006/A,  
D6206/A, 2003/A/S  
F6 L 912 D 5652 cm<sup>3</sup> 59-82  
kW (80-11) D7506/A, D8006/A,  
D9006/A, D9009/A, D10006/A  
1967...1972


<b>P200 012 000</b>	STD	STD
<b>P200 012 050</b>	STD	+0,50
<b>P200 012 001</b>	STD	+1,00

<b>ST :</b>	71,90
<b>TB :</b>	123,60
<b>ØH :</b>	55,00
<b>Hz :</b>	5,70 -21,40
<b>Hx/y :</b>	-5,00 1,00
<b>ØV :</b>	
<b>Vz :</b>	-1,00 -1,00
<b>T1 :</b>	16,40


  


35,00 x 80,00 x 18,00

<b>R200 012 000</b>	 3,00	TR15°
<b>R200 012 050</b>	 2,50	SR
<b>R200 012 001</b>	 2,50	SR
	 5,00	SR

<b>S200 012 000</b>	
<b>S200 012 050</b>	
<b>S200 012 001</b>	

<b>L200 008 000</b>	STD
<b>L200 009 000</b>	H : -,5

**Type :** AC  
**Coating :**  
**Ø A :** 110  
**Ø C :** 120  
**H :** 137,3  
**L :** 222,3  
**F :**

<b>K200 012 000</b>	
<b>K200 012 001</b>	

**Montaj Yüksekliği**  
+ 1,00 / + 1,20

**DEUTZ P200 013 Ø100,00**



**Ø100**





<b>P200 013 000</b>	STD	STD
<b>P200 013 050</b>	STD	+0,50
<b>P200 013 001</b>	STD	+1,00

<b>ST :</b>	71,90
<b>TB :</b>	123,60
<b>ØH :</b>	55,00
<b>Hz :</b>	5,70 -21,40
<b>Hx/y :</b>	-5,00 1,00
<b>ØV :</b>	
<b>Vz :</b>	-1,10 -1,10
<b>T1 :</b>	98,10


35,00 x 80,00 x 18,00

<b>R200 013 000</b>	 3,00	TR15°
<b>R200 013 050</b>	 2,50	SR
<b>R200 013 001</b>	 2,50	SR
	 5,00	SR







<b>S200 013 000</b>	
<b>S200 013 050</b>	
<b>S200 013 001</b>	







**Montaj Yüksekliği**

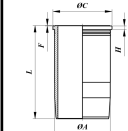
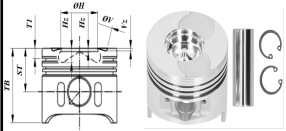


**DEUTZ P200 014 Ø100,00**

 <p><b>Ø100</b></p> <p>2/3/4/5/6</p> <p>Diesel Engine:  <b>F 2 L 912 D / F 3 L 912 D / F 4 L 912 D / F 5 L 912 D / F 6 L 912 D</b>                  1884 cm<sup>3</sup> 26,5 - 28 kW (36 - 38 PS) D 2506, D 3006 / 1826 cm<sup>3</sup> 26 - 43 kW (35 - 56.5 PS) D 406/A, D 4505/A, D 4506/A, D 5006/A, D 5206/A, 2002/A / F 4 L 912 D 3768 cm<sup>3</sup> 43 - 59 kW (58.5 - 80 PS) / D 5506, D 6006/A, D 6206/A D 6606/A, D 7006/A, 2003/A/S                  F 5 L 912 D 4712 cm<sup>3</sup> / F 6 L 912 D 5652 cm<sup>3</sup> / 63 - 74 kW (85 - 100.5 PS) // 59 - 82 kW (80 - 112 PS)</p>	<b>P200 014 000</b> STD STD <b>P200 014 050</b> STD +0,50 <b>P200 014 001</b> STD +1,00	<b>R200 014 000</b> <b>R200 014 050</b> <b>R200 014 001</b>	<b>S200 014 000</b> <b>S200 014 050</b> <b>S200 014 001</b>	<b>L200 008 000</b> STD <b>L200 009 000</b> H : -,5		<b>K200 014 000</b> <b>K200 014 001</b>
	ST : 71,90 TB : 123,60 ØH : 55,00 Hz : 5,70 -21,40 Hx/y : 5,00 1,00 ØV : Vz : -1,10 -1,10 T1 : 98,80	<b>R16</b>  3,00 TR15° <b>R06</b>  2,50 SR <b>R35</b>  5,00 SR.R	Type : AC Coating : Ø A : 110 Ø C : 120 H : 137,3 L : 222,3 F :	Montaj Yüksekliği		
 <p>35,00 x 80,00 x 18,00</p>						

**DEUTZ P200 015 Ø101,00**

 <p><b>Ø101</b></p>	<b>P200 015 000</b> STD STD <b>P200 015 050</b> STD +0,50 <b>P200 015 001</b> STD +1,00	<b>R200 015 000</b> <b>R200 015 050</b> <b>R200 015 001</b>	<b>S200 015 000</b> <b>S200 015 050</b> <b>S200 015 001</b>	<b>L200 012 000</b> STD <b>L200 012 001</b> Ø A : ,5 <b>L200 012 002</b> -104		<b>K200 015 000</b> <b>K200 015 001</b> <b>K200 015 002</b>
	ST : 50,65 TB : 86,15 ØH : 61,00 Hz : -18,00 -4,75 Hx/y : 3,00 -2,00 ØV : Vz : T1 : 11,60	<b>R17</b>  2,50 TR15° <b>R08</b>  2,00 SR <b>R35</b>  3,00 SR.R	Type : DS Coating : Ø A : 104,00 Ø C : 106,00 H : 5,00 L : 188,00 F :	Montaj Yüksekliği		
 <p>38,00 x 76,00 x 19,00</p>						



**DEUTZ P200 016 Ø101,00**



Ø101

**P200 016 000**  
**P200 016 050**


STD STD  
STD +0,50

**R200 016 000**  
**R200 016 050**

**S200 016 000**  
**S200 016 050**

ST : 55,15  
TB : 90,80  
ØH : 62,00  
Hz : -18,10 -6,20  
Hx/y : 3,25 -1,50  
ØV :  
Vz :  
T1 : 14,20

**R17** 2,50 TR15°  
**R08** 2,00 SR  
**R35** 3,00 SR.R



40,00 x 80,00 x 20,00

Montaj Yüksekliği

**DEUTZ P200 017 Ø101,00**



Ø101

RC  
4

Diesel Engine :  
**TCD 2012 L4 4V**  
**Euro3**  
4038 cm<sup>3</sup> 4 V 81 kW (110 PS)

**P200 017 000**  
**P200 017 050**

STD STD  
STD +0,50

**R200 017 000**  
**R200 017 050**

**S200 017 000**  
**S200 017 050**

**L200 013 000**


STD

**K200 017 000**

ST : 55,15  
TB : 90,65  
ØH : 63,50  
Hz : -18,10 -6,20  
Hx/y : 0,00 0,00  
ØV : 35,00 35,00  
Vz : -0,80 -0,80  
T1 : 13,80

**R16** 2,50 TR15°  
**R06** 2,00 SR  
**R35** 3,00 SR.R


Type : DS  
Coating :  
Ø A : 104,00  
Ø C : 105,00  
H : 5,10  
L : 190,00  
F :









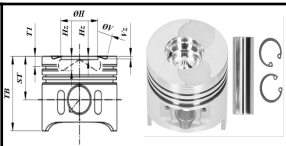


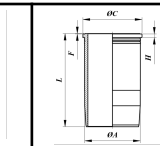








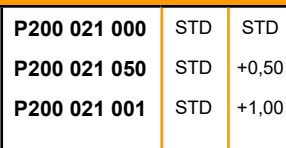









40,00 x 80,00 x 20,00

Montaj Yüksekliği








DEUTZ				P200 018		Ø101,00		
 <p><b>Ø101</b></p> <p>RC,T 4/6</p> <p>Diesel Engine : <b>TCD 4.1 L04 4V</b> <b>Euro3</b> <b>TCD 6.1 L06 4V</b> 4-Cyl. 70-122 kw / 95-166 PS</p>	<p><b>P200 018 000</b></p> <p><b>P200 018 050</b></p>	<p>STD</p> <p>STD</p>	<p>STD</p> <p>+0,50</p>	<p><b>R200 018 000</b></p> <p><b>R200 018 050</b></p>	<p><b>S200 018 000</b></p> <p><b>S200 018 050</b></p>			
	<p>ST : 55,15</p> <p>TB : 90,65</p> <p>ØH : 64,27</p> <p>Hx : -17,51    -6,20</p> <p>Hx/y : 0,00    0,00</p> <p>ØV : 38,00    38,00</p> <p>Vz : -1,00    -1,00</p> <p>T1 : 13,80</p>		<p><b>R19</b>  2,50 TR15°</p> <p><b>R08</b>  2,00 SR</p> <p><b>R35</b>  3,00 SR.R</p>					
 <p>40,00 x 80,00 x 20,00</p>								Montaj Yüksekliği

DEUTZ				P200 019		Ø102,00		
 <p><b>Ø102</b></p> <p>RC</p> <p>4/6</p> <p>Diesel Engine : <b>BF 4 L 913 T</b> 4086 ccm Tractor DX 4.50, DX 86 <b>BF 6 L 913 T</b> 6128 ccm</p>	<p><b>P200 019 000</b></p> <p><b>P200 019 050</b></p> <p><b>P200 019 001</b></p>	<p>STD</p> <p>STD</p>	<p>STD</p> <p>+0,50</p> <p>+1,00</p>	<p><b>R200 019 000</b></p> <p><b>R200 019 050</b></p> <p><b>R200 019 001</b></p>	<p><b>S200 019 000</b></p> <p><b>S200 019 050</b></p> <p><b>S200 019 001</b></p>	<p><b>L200 015 000</b></p> <p><b>L200 014 000</b></p>	<p>STD</p> <p>H : -,5</p>	<p><b>K200 019 000</b></p> <p><b>K200 019 001</b></p>
	<p>ST : 69,10</p> <p>TB : 123,60</p> <p>ØH : 55,90</p> <p>Hx : 6,00    -23,00</p> <p>Hx/y : 5,50    0,00</p> <p>ØV :</p> <p>Vz : -1,00    -1,00</p> <p>T1 : 98,15</p>		<p><b>R16</b>  3,00 TR15°</p> <p><b>R16</b>  3,00 TR15°</p> <p><b>R06</b>  2,50 SR</p> <p><b>R35</b>  5,00 SR.R</p>		<p><b>Type</b> : AC</p> <p><b>Coating</b> :</p> <p>Ø A : 110</p> <p>Ø C : 120</p> <p>H : 137,3</p> <p>L : 222,3</p> <p>F :</p>			
 <p>40,00 x 80,00 x 20,00</p>								






DEUTZ		P200 020				Ø102,00		
     	 <b>Ø102</b> RC 3/4/6 Diesel Engine : <b>F 3 L 913 D / F 3 L 913 H / F 3 L 913</b> <b>M</b> R 3, 3060 cm³, 42 - 45 kW (57 - 61 PS), 17:1 DX 3.50 D 6007 <b>F 4 L 913 / F 4 L 913 H/F</b> 4 L 913 M, R 4, 4086 cm³, 55 - 64 kW (75 - 87 PS), 17:1 DXY 80 - DXY 3.90 D 7807 F 6 L 913 D / F 6 L 913 H / F 6 L 913 M, R 6, 6128 cm³, 81 - 96 kW (110 - 132 PS), 17:1 DX 120 1976... DX 3.50 1976... DX 3.90 1976... D 7807 1976... DX 6.30 1976...	<b>P200 020 000</b> STD STD <b>P200 020 050</b> STD +0,50 <b>P200 020 001</b> STD +1,00	<b>R200 020 000</b> <b>R200 020 050</b> <b>R200 020 001</b>	<b>S200 020 000</b> <b>S200 020 050</b> <b>S200 020 001</b>	<b>L200 015 000</b> STD <b>L200 014 000</b> H : -,5		<b>K200 020 000</b> <b>K200 020 001</b>	
	<b>ST :</b> 69,10 <b>TB :</b> 123,60 <b>ØH :</b> 55,90 <b>Hz :</b> 6,00 -23,10 <b>Hx/y :</b> 5,50 0,00 <b>ØV :</b> 43,50 43,50 <b>Vz :</b> -1,00 -1,00 <b>T1 :</b> 98,70	<b>R16</b>  3,00 TR15° <b>R06</b>  2,50 SR <b>R35</b>  5,00 SR.R	<b>Type :</b> AC <b>Coating :</b> <b>Ø A :</b> 110 <b>Ø C :</b> 120 <b>H :</b> 137,3 <b>L :</b> 222,3 <b>F :</b>	<b>Montaj Yüksekliği</b>				
 35,00 x 80,00 x 18,00								
DEUTZ		P200 021				Ø102,00		
    	 <b>Ø102</b> 3/4/5/6 Diesel Engine : <b>F 3 L 912 F</b> , 3064 ccm, 3 Cyl. <b>F 4 L 912 F</b> , 4086 ccm, 4 Cyl. <b>F 5 L 912 F</b> , 5107 ccm, 5 Cyl. <b>F 6 L 912 F</b> , 6128 ccm, 6 Cyl.	<b>P200 021 000</b> STD STD <b>P200 021 050</b> STD +0,50 <b>P200 021 001</b> STD +1,00	<b>R200 021 000</b> <b>R200 021 050</b> <b>R200 021 001</b>	<b>S200 021 000</b> <b>S200 021 050</b> <b>S200 021 001</b>	<b>L200 014 000</b> STD	<b>K200 021 000</b>		
	<b>ST :</b> 65,70 <b>TB :</b> 113,70 <b>ØH :</b> 56,50 <b>Hz :</b> 600,00 -17,00 <b>Hx/y :</b> 6,50 1,00 <b>ØV :</b> <b>Vz :</b> -1,00 -1,00 <b>T1 :</b> 89,70	<b>R17</b>  3,00 TR15° <b>R06</b>  2,50 SR <b>R35</b>  3,50 SR.R	<b>Type :</b> AC <b>Coating :</b> <b>Ø A :</b> 110 <b>Ø C :</b> 120 <b>H :</b> 136,8 <b>L :</b> 222,3 <b>F :</b>	<b>Montaj Yüksekliği</b>				
 35,00 x 80,00 x 18,00								

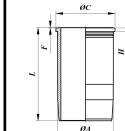
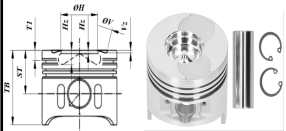


**DEUTZ P200 022 Ø102,00**

 <p><b>Ø102</b></p>	<b>P200 022 000</b> STD STD <b>P200 022 050</b> STD +0,50 <b>P200 022 001</b> STD +1,00	<b>R200 022 000</b> <b>R200 022 050</b> <b>R200 022 001</b>	<b>S200 022 000</b> <b>S200 022 050</b> <b>S200 022 001</b>				
	ST : 65,70 TB : 113,70 ØH : 56,50 Hz : 600,00 -17,00 Hx/y : 6,50 1,00 ØV : Vz : -1,00 -1,00 T1 : 89,85	<b>R17</b>  3,00 TR15° <b>R17</b>  3,00 TR15° <b>R35</b>  3,50 SR.R					
	 <p>35,00 x 80,00 x 18,00</p>						Montaj Yüksekliği

**DEUTZ P200 023 Ø102,00**

 <p><b>Ø102</b></p>	<b>P200 023 000</b> STD STD <b>P200 023 050</b> STD +0,50 <b>P200 023 001</b> STD +1,00	<b>R200 023 000</b> <b>R200 023 050</b> <b>R200 023 001</b>	<b>S200 023 000</b> <b>S200 023 050</b> <b>S200 023 001</b>				
	ST : 65,70 TB : 113,70 ØH : 56,50 Hz : 600,00 -17,00 Hx/y : 6,50 1,00 ØV : Vz : -1,00 -1,00 T1 : 89,70	<b>R17</b>  3,00 TR15° <b>R06</b>  2,50 SR <b>R35</b>  5,00 SR.R					
	 <p>35,00 x 80,00 x 18,00</p>						Montaj Yüksekliği



DEUTZ

P200 024

Ø102,00



Ø102

**P200 024 000** STD STD  
**P200 024 050** STD +0,50


STD STD  
+0,50

**R200 024 000**  
**R200 024 050**

**S200 024 000**  
**S200 024 050**

ST : 69,20  
TB : 117,20  
ØH : 45,00  
Hz : 6,00 -24,23  
Hx/y : 3,00 0,50  
ØV :  
Vz : -1,00 -1,00  
T1 : 92,80

**R17**  3,00 TR15°  
**R06**  2,00 SR  
**R35**  3,00 SR.R



35,00 x 80,00 x 18,00

Montaj Yüksekliği

DEUTZ

P200 025

Ø102,00



Ø102

RC,OCP,YP,S

4/6

Diesel Engine :

**BF 4 L 913**, R 4, 4086 cm<sup>3</sup>, 64 kW (87 PS), 18:1 (1974 ...)

**BF 4 L 913**, R 4, 4086 cm<sup>3</sup>, 64 - 92 kW (87 - 125 PS), 18:1 DX 4.70 DX 80 90

**BF 6 L 913 C**, R 6, 6129 cm<sup>3</sup>, 107 - 117,5 kW (146 - 160 PS), 15,5:1 Turbo, (1974 ... ) Stationary engine 1974...

**P200 025 000** STD STD  
**P200 025 050** STD +0,50  
**P200 025 001** STD +1,00

STD STD  
+0,50  
+1,00

**R200 025 000**  
**R200 025 050**  
**R200 025 001**

**S200 025 000**  
**S200 025 050**  
**S200 025 001**

**L200 014 000** STD  
**L200 015 000** H : ,5  
**L200 017 000** Ø C :  
**L200 016 000** Ø C :


STD  
H : ,5  
Ø C :  
Ø C :

**K200 025 000**  
**K200 025 001**  
**K200 025 002**  
**K200 025 003**

ST : 69,10  
TB : 123,60  
ØH : 58,40  
Hz : 6,00 -23,60  
Hx/y : 2,00 0,00  
ØV : 45,00 45,00  
Vz : -1,00 -1,00  
T1 : 99,15

**R17**  3,00 TR15°  
**R16**  3,00 TR15°  
**R35**  3,50 SR.R

Type : AC  
Coating :  
Ø A : 110  
Ø C : 120  
H : 136,8  
L : 222,3  
F :



40,00 x 80,00 x 20,00

Montaj Yüksekliği



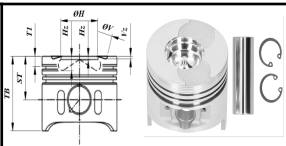



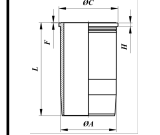







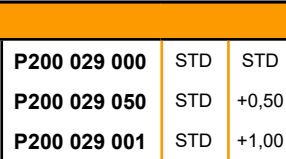

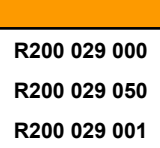

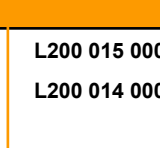
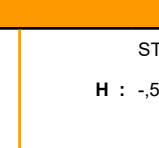







**DEUTZ P200 026 Ø102,00**

<p><b>Ø102</b> RC ,OCP 4/6 Diesel Engine : 0423-2423</p>	<p><b>P200 026 000</b> STD STD</p> <p><b>P200 026 050</b> STD +0,50</p> <p><b>P200 026 001</b> STD +1,00</p>	<p><b>R200 026 000</b></p> <p><b>R200 026 050</b></p> <p><b>R200 026 001</b></p>	<p><b>S200 026 000</b></p> <p><b>S200 026 050</b></p> <p><b>S200 026 001</b></p>	<p><b>L200 014 000</b> STD</p> <p><b>L200 015 000</b> H : ,5</p> <p><b>L200 017 000</b> Ø C :</p> <p><b>L200 016 000</b> Ø C :</p>	<p><b>K200 026 000</b></p> <p><b>K200 026 001</b></p> <p><b>K200 026 002</b></p> <p><b>K200 026 003</b></p>
	<p>ST : 69,10</p> <p>TB : 123,60</p> <p>ØH : 49,45</p> <p>Hz : 6,00 -23,50</p> <p>Hx/y : 3,50 0,50</p> <p>ØV :</p> <p>Vz : -1,00 -1,00</p> <p>T1 : 99,35</p>	<p><b>R17</b>  2,94 TR15°</p> <p><b>R17</b>  3,00 TR15°</p> <p><b>R35</b>  3,00 SR.R</p>	<p>Type : AC</p> <p>Coating :</p> <p>Ø A : 110</p> <p>Ø C : 120</p> <p>H : 136,8</p> <p>L : 222,3</p> <p>F :</p>	<p>Montaj Yüksekliği</p>	
	<p>40,00 x 80,00 x 20,00</p>				

**DEUTZ P200 027 Ø102,00**






<p><b>Ø102</b> RC,OCP 3/4/5/6 Diesel Engine : <b>F 3 L 913</b>, 3064 ccm, Tractor DX 3.50, D 6007, <b>F 4 L 913</b>, 4086 ccm, Tractor D 7807, DX 3.90, DX 80, 90 <b>F 5 L 913</b>, 5107 ccm, <b>F 6 L 913</b>, 6128 ccm, Tractor DX 6.30, DX 120, 120, 130</p>	<p><b>P200 027 000</b> STD STD</p> <p><b>P200 027 050</b> STD +0,50</p> <p><b>P200 027 001</b> STD +1,00</p>	<p><b>R200 027 000</b></p> <p><b>R200 027 050</b></p> <p><b>R200 027 001</b></p>	<p><b>S200 027 000</b></p> <p><b>S200 027 050</b></p> <p><b>S200 027 001</b></p>	<p><b>L200 015 000</b> STD</p> <p><b>L200 014 000</b> H : -,5</p>	<p><b>K200 027 000</b></p> <p><b>K200 027 001</b></p>
	<p>ST : 69,10</p> <p>TB : 123,60</p> <p>ØH : 56,00</p> <p>Hz : 6,00 -23,00</p> <p>Hx/y : 4,25 1,50</p> <p>ØV :</p> <p>Vz : -1,00 -1,00</p> <p>T1 : 99,35</p>	<p><b>R17</b>  2,94 TR15°</p> <p><b>R08</b>  2,50 SR</p> <p><b>R35</b>  5,00 SR.R</p>	<p>Type : AC</p> <p>Coating :</p> <p>Ø A : 110</p> <p>Ø C : 120</p> <p>H : 137,3</p> <p>L : 222,3</p> <p>F :</p>	<p>Montaj Yüksekliği</p>	
	<p>35,00 x 80,00 x 18,00</p>				









DEUTZ		P200 028				Ø102,00			
      	 <p><b>Ø102</b></p> <p>RC,OCP</p> <p>3/4/5/6</p> <p>Diesel Engine : BF 4 L 913 C</p>	<b>P200 028 000</b> <b>P200 028 050</b> <b>P200 028 001</b>	STD STD STD	STD +0,50 +1,00	<b>R200 028 000</b> <b>R200 028 050</b> <b>R200 028 001</b>	<b>S200 028 000</b> <b>S200 028 050</b> <b>S200 028 001</b>	<b>L200 014 000</b> <b>L200 015 000</b> <b>L200 017 000</b> <b>L200 016 000</b>	STD H : ,5 Ø C : Ø C :	<b>K200 028 000</b> <b>K200 028 001</b> <b>K200 028 002</b> <b>K200 028 003</b>
	ST : 69,10 TB : 123,60 ØH : 54,50 Hz : 6,00 -22,60 Hx/y : 3,50 0,50 ØV : Vz : -1,00 -1,00 T1 : 99,35	<b>R17</b>  2,94 TR15° <b>R17</b>  3,00 TR15° <b>R35</b>  3,00 SR.R	Type : AC Coating : Ø A : 110 Ø C : 120 H : 136,8 L : 222,3 F :	Montaj Yüksekliği					
	 <p>35,00 x 80,00 x 18,00</p>								
DEUTZ		P200 029				Ø102,00			
      	 <p><b>Ø102</b></p> <p>RC,OCP,YP,S</p> <p>3/4/6</p> <p>Diesel Engine : <b>BF 4 L 913 T</b>, 4086 ccm Tractor DX 4.50, DX 86 <b>BF 6 L 913 T</b>, 6128 ccm</p>	<b>P200 029 000</b> <b>P200 029 050</b> <b>P200 029 001</b>	STD STD STD	STD +0,50 +1,00	<b>R200 029 000</b> <b>R200 029 050</b> <b>R200 029 001</b>	<b>S200 029 000</b> <b>S200 029 050</b> <b>S200 029 001</b>	<b>L200 015 000</b> <b>L200 014 000</b>	STD H : -,5	<b>K200 029 000</b> <b>K200 029 001</b>
	ST : 69,10 TB : 123,60 ØH : 58,00 Hz : 6,00 -23,60 Hx/y : 5,00 0,00 ØV : Vz : -1,00 -1,00 T1 : 99,60	<b>R16</b>  3,00 TR15° <b>R06</b>  2,50 SR <b>R06</b>  2,50 SR <b>R35</b>  5,00 SR	Type : AC Coating : Ø A : 110 Ø C : 120 H : 137,3 L : 222,3 F :	Montaj Yüksekliği +1 ,00 / + 1,20					
	 <p>35,00 x 80,00 x 18,00</p>								



**DEUTZ P200 030 Ø102,00**

 <p><b>Ø102</b></p> <p>RC,OCP 4/6</p> <p>Diesel Engine : <b>BF 4 L 913 T</b>, 4086 ccm Tractor DX 4.50, DX 86 <b>BF 6 L 913 T</b>, 6128 ccm</p>	<p><b>P200 030 000</b> STD STD</p> <p><b>P200 030 050</b> STD +0,50</p> <p><b>P200 030 001</b> STD +1,00</p>	<p><b>R200 030 000</b></p> <p><b>R200 030 050</b></p> <p><b>R200 030 001</b></p>	<p><b>S200 030 000</b></p> <p><b>S200 030 050</b></p> <p><b>S200 030 001</b></p>	<p><b>L200 015 000</b> STD</p> <p><b>L200 014 000</b> H : -,5</p>	<p><b>K200 030 000</b></p> <p><b>K200 030 001</b></p>
	<p>ST : 69,10</p> <p>TB : 123,60</p> <p>ØH : 56,00</p> <p>H<sub>z</sub> : 6,00 -22,60</p> <p>H<sub>x/y</sub> :</p> <p>ØV :</p> <p>V<sub>z</sub> : -1,00 -1,00</p> <p>T1 :</p>	<p><b>R16</b>  2,94</p> <p><b>R06</b>  2,50</p> <p><b>R35</b>  5,00</p>	<p>Type : AC</p> <p>Coating :</p> <p>Ø A : 110</p> <p>Ø C : 120</p> <p>H : 137,3</p> <p>L : 222,3</p> <p>F :</p>	<p>Montaj Yüksekliği</p>	
	 <p>35,00 x 80,00 x 18,00</p>				






**DEUTZ P200 031 Ø102,00**

 <p><b>Ø102</b></p> <p>RC,OCP,YP,S 4/6</p> <p>Diesel Engine: <b>BF 4 L 913 T</b>, 4086 ccm 55-78 kW 15,5:1 04.1989... <b>BF 6 L 913</b>, 6128 ccm, 70-140 kW 15,5:1 01.1973... <b>BF 6 L 913 C</b>, 6128 ccm, 118-164 kW 15,5:109.1986... <b>BF 6 L 913 T</b>, 6128 ccm, 85-112 kW 15,5:1 10.1988...</p>	<p><b>P200 031 000</b> STD STD</p> <p><b>P200 031 050</b> STD +0,50</p> <p><b>P200 031 001</b> STD +1,00</p>	<p><b>R200 031 000</b></p> <p><b>R200 031 050</b></p> <p><b>R200 031 001</b></p>	<p><b>S200 031 000</b></p> <p><b>S200 031 050</b></p> <p><b>S200 031 001</b></p>	<p><b>L200 014 000</b> STD</p> <p><b>L200 015 000</b> H : ,5</p> <p><b>L200 017 000</b> Ø C :</p> <p><b>L200 016 000</b> Ø C :</p>	<p><b>K200 031 000</b></p> <p><b>K200 031 001</b></p> <p><b>K200 031 002</b></p> <p><b>K200 031 003</b></p>
	<p>ST : 69,10</p> <p>TB : 123,60</p> <p>ØH : 58,00</p> <p>H<sub>z</sub> : 6,00 -23,60</p> <p>H<sub>x/y</sub> : 5,00 0,00</p> <p>ØV :</p> <p>V<sub>z</sub> : -1,00 -1,00</p> <p>T1 : 99,65</p>	<p><b>R16</b>  2,94 TR15°</p> <p><b>R16</b>  3,00 TR15°</p> <p><b>R06</b>  2,50 SR</p> <p><b>R35</b>  5,00 SR.R</p>	<p>Type : AC</p> <p>Coating :</p> <p>Ø A : 110</p> <p>Ø C : 120</p> <p>H : 136,8</p> <p>L : 222,3</p> <p>F :</p>	<p>Montaj Yüksekliği + 1,00 / + 1,20</p>	
	 <p>40,00 x 80,00 x 20,00</p>				









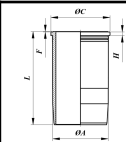
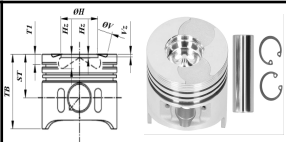


**DEUTZ P200 034 Ø102,00**

 <p><b>Ø102</b></p> <p>RC, OCP</p> <p>4/6</p> <p>Diesel Engine :</p> <p><b>BF 4 L 913 T</b>, 4086 ccm Tractor DX 4.50, DX 86</p> <p><b>BF 6 L 913 T</b>, 6128 ccm</p>	<p><b>P200 034 000</b> STD STD</p> <p><b>P200 034 050</b> STD +0,50</p> <p><b>P200 034 001</b> STD +1,00</p>	<p><b>R200 034 000</b></p> <p><b>R200 034 050</b></p> <p><b>R200 034 001</b></p>	<p><b>S200 034 000</b></p> <p><b>S200 034 050</b></p> <p><b>S200 034 001</b></p>	<p><b>L200 014 000</b> STD</p> <p><b>L200 015 000</b> H : ,5</p>	<p><b>K200 034 000</b></p> <p><b>K200 034 001</b></p>	
	<p>ST : 69,10</p> <p>TB : 123,60</p> <p>ØH : 58,00</p> <p>H<sub>z</sub> : 6,00 -23,60</p> <p>H<sub>x/y</sub> : 4,00 1,25</p> <p>ØV :</p> <p>V<sub>z</sub> : -1,00 -1,00</p> <p>T1 : 98,60</p>		<p><b>R16</b>  3,00 TR15°</p> <p><b>R06</b>  2,50 SR</p> <p><b>R35</b>  5,00 SR.R</p>		<p>Type : AC</p> <p>Coating :</p> <p>Ø A : 110</p> <p>Ø C : 120</p> <p>H : 136,8</p> <p>L : 222,3</p> <p>F :</p>	
	 <p>35,00 x 80,00 x 18,00</p>				<p>Montaj Yüksekliği</p>	

**DEUTZ P200 035 Ø102,00**

 <p><b>Ø102</b></p> <p>RC</p> <p>3/4/6</p> <p>Diesel Engine :</p> <p><b>F 3 L 913 D</b>, 3060 ccm, Tractor DX 3.50, D 6007,</p> <p><b>F 4 L 913</b>, 4086 ccm, Tractor D 7807, DX 3.90, DX 80, 90</p> <p><b>F 6 L 913 D</b>, 6128 ccm, Tractor DX 6.30, DX 120, 120, 130,</p>	<p><b>P200 035 000</b> STD STD</p> <p><b>P200 035 050</b> STD +0,50</p> <p><b>P200 035 001</b> STD +1,00</p>	<p><b>R200 035 000</b></p> <p><b>R200 035 050</b></p> <p><b>R200 035 001</b></p>	<p><b>S200 035 000</b></p> <p><b>S200 035 050</b></p> <p><b>S200 035 001</b></p>	<p><b>L200 014 000</b> STD</p> <p><b>L200 015 000</b> H : ,5</p> <p><b>L200 016 000</b> -110</p>	<p><b>K200 035 000</b></p> <p><b>K200 035 001</b></p> <p><b>K200 035 002</b></p>	
	<p>ST : 69,10</p> <p>TB : 123,60</p> <p>ØH : 56,00</p> <p>H<sub>z</sub> : 6,00 -23,00</p> <p>H<sub>x/y</sub> : 5,50 0,00</p> <p>ØV :</p> <p>V<sub>z</sub> : -1,00 -1,00</p> <p>T1 : 98,70</p>		<p><b>R16</b>  3,00 TR15°</p> <p><b>R06</b>  2,50 SR</p> <p><b>R06</b>  2,50 SR</p> <p><b>R35</b>  5,00 SR.R</p>		<p>Type : AC</p> <p>Coating :</p> <p>Ø A : 110</p> <p>Ø C : 120</p> <p>H : 136,8</p> <p>L : 222,3</p> <p>F :</p>	
	 <p>35,00 x 80,00 x 18,00</p>				<p>Montaj Yüksekliği</p>	



DEUTZ

P200 036

Ø102,00




Ø102

<b>P200 036 000</b>	STD	STD	<b>R200 036 000</b>	<b>S200 036 000</b>
<b>P200 036 050</b>	STD	+0,50	<b>R200 036 050</b>	<b>S200 036 050</b>
<b>P200 036 001</b>	STD	+1,00	<b>R200 036 001</b>	<b>S200 036 001</b>

ST : 69,10  
 TB : 123,60  
 ØH : 56,00  
 Hz : 6,00 -23,00  
 Hx/y : 5,50 0,00  
 ØV :  
 Vz : -1,00 -1,00  
 T1 : 98,70

**R16**  3,00 TR15°  
**R06**  2,50 SR  
**R06**  2,50 SR  
**R35**  5,00 SR.R

Montaj Yüksekliği



35,00 x 80,00 x 18,00

DEUTZ

P200 037

Ø102,00



Ø102

RC , OCP

4/6

Diesel Engine :

**BF 4 L 913**,R 4, 4086 cm<sup>3</sup>, 64 kW (87 PS),  
18:1 (1974 ... ) Stationary  
engine 1974...**BF 4 L 913**, R 4, 4086  
cm<sup>3</sup>, 64 - 92 kW (87 - 125 PS),  
18:1 DX 4.70 DX 80 90**BF 6 L 913 C**, R 6,  
6129 cm<sup>3</sup>, 107 - 117,5 kW (146 -  
160 PS), 15,5:1 Turbo,  
(1974 ... ) Stationary engine  
1974...

<b>P200 037 000</b>	STD	STD	<b>R200 037 000</b>	<b>S200 037 000</b>
<b>P200 037 050</b>	STD	+0,50	<b>R200 037 050</b>	<b>S200 037 050</b>
<b>P200 037 001</b>	STD	+1,00	<b>R200 037 001</b>	<b>S200 037 001</b>

<b>L200 014 000</b>	STD	<b>K200 037 000</b>
<b>L200 015 000</b>	H : ,5	<b>K200 037 001</b>
<b>L200 017 000</b>	Ø C :	<b>K200 037 002</b>
<b>L200 016 000</b>	Ø C :	<b>K200 037 003</b>

ST : 69,10  
 TB : 123,60  
 ØH : 58,00  
 Hz : 6,00 -23,60  
 Hx/y : 4,25 1,50  
 ØV :  
 Vz : -1,00 -1,00  
 T1 : 98,60

**R16**  3,00 TR15°  
**R16**  3,00 TR15°  
**R35**  5,00 SR.R




Type : AC

Coating :






Ø A : 110  
 Ø C : 120  
 H : 136,8  
 L : 222,3  
 F :






Montaj Yüksekliği

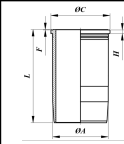
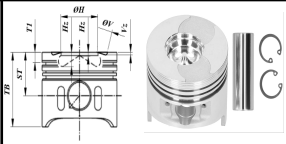


40,00 x 80,00 x 20,00



DEUTZ				P200 038		Ø102,00		
 <p><b>Ø102</b></p> <p>RC , OCP</p> <p>4/6</p> <p>Diesel Engine :</p> <p><b>BF 4 L 913</b>, R 4, 4086 cm³, 64 kW (87 PS), 18:1 (1974 ... ) Stationary engine 1974...</p> <p><b>BF 4 L 913</b>, R 4, 4086 cm³, 64 - 92 kW (87 - 125 PS), 18:1 DX 4.70 DX 80 90</p> <p><b>BF 6 L 913 C</b>, R 6, 6129 cm³, 107 - 117,5 kW (146 - 160 PS), 15,5:1 Turbo, (1974 ... ) Stationary engine 1974... CT Series</p>	<p><b>P200 038 000</b></p> <p><b>P200 038 050</b></p>	<p>STD</p> <p>STD</p>	<p>STD</p> <p>+0,50</p>	<p><b>R200 038 000</b></p> <p><b>R200 038 050</b></p>	<p><b>S200 038 000</b></p> <p><b>S200 038 050</b></p>	<p><b>L200 014 000</b></p> <p><b>L200 015 000</b></p> <p><b>L200 017 000</b></p> <p><b>L200 016 000</b></p>	<p>STD</p> <p>H : ,5</p> <p>Ø C :</p> <p>Ø C :</p>	<p><b>K200 038 000</b></p> <p><b>K200 038 001</b></p> <p><b>K200 038 002</b></p> <p><b>K200 038 003</b></p>
	<p>ST : 69,10</p> <p>TB : 123,60</p> <p>ØH : 58,40</p> <p>Hz : 6,00 -17,60</p> <p>Hx/y : 2,00 0,00</p> <p>ØV : 47,00 47,00</p> <p>Vz : -1,00 -1,00</p> <p>T1 : 99,30</p>	<p><b>R16</b>  2,94 TR15°</p> <p><b>R06</b>  3,00 TR15°</p> <p><b>R35</b>  3,50 SR.R</p>	<p>Type : AC</p> <p>Coating :</p> <p>Ø A : 110</p> <p>Ø C : 120</p> <p>H : 136,8</p> <p>L : 222,3</p> <p>F :</p>	<p>Montaj Yüksekliği</p>				
 <p>40,00 x 80,00 x 20,00</p>								

DEUTZ				P200 039		Ø102,00		
 <p><b>Ø102</b></p>	<p><b>P200 039 000</b></p> <p><b>P200 039 050</b></p>	<p>STD</p> <p>STD</p>	<p>STD</p> <p>+0,50</p>	<p><b>R200 039 000</b></p> <p><b>R200 039 050</b></p>	<p><b>S200 039 000</b></p> <p><b>S200 039 050</b></p>			
	<p>ST : 69,10</p> <p>TB : 123,60</p> <p>ØH : 54,66</p> <p>Hz : 6,00 -22,60</p> <p>Hx/y : 3,00 0,50</p> <p>ØV : 45,50 45,50</p> <p>Vz : -1,00 -1,00</p> <p>T1 : 99,60</p>	<p><b>R16</b>  2,94 TR15°</p> <p><b>R16</b>  3,00 TR15°</p> <p><b>R35</b>  3,00 SR.R</p>	<p>Montaj Yüksekliği</p>					
 <p>35,00 x 80,00 x 18,00</p>								



DEUTZ

P200 040

Ø102,00



Ø102




**P200 040 000**  
**P200 040 050**  
**P200 040 001**

STD STD  
 STD +0,50  
 STD +1,00

**R200 040 000**  
**R200 040 050**  
**R200 040 001**

**S200 040 000**  
**S200 040 050**  
**S200 040 001**

ST : 69,10  
 TB : 123,60  
 ØH : 56,50  
 Hz : 6,00 -21,00  
 Hx/y : 5,50 0,00  
 ØV : 47,50 47,50  
 Vz : -1,00 -1,00  
 T1 : 97,30

**R16**  3,00 TR15°  
**R06**  2,50 SR  
**R35**  3,50 SR



35,00 x 80,00 x 18,00

Montaj Yüksekliği

DEUTZ

P200 041

Ø102,00



Ø102

**P200 041 000**  
**P200 041 050**  
**P200 041 001**


STD STD  
 STD +0,50  
 STD +1,00

**R200 041 000**  
**R200 041 050**  
**R200 041 001**

**S200 041 000**  
**S200 041 050**  
**S200 041 001**

ST : 69,10  
 TB : 123,60  
 ØH : 72,00  
 Hz : 6,00 -28,50  
 Hx/y : 5,50 0,00  
 ØV :  
 Vz : -1,00 -1,00  
 T1 : 97,50

**R17**  3,00 TR15°  
**R08**  2,50 SR  
**R35**  3,50 SR



35,00 x 80,00 x 18,00






Montaj Yüksekliği



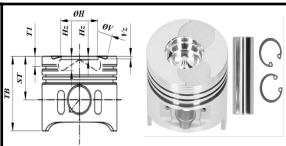



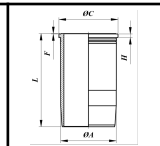








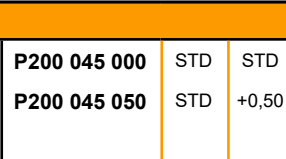
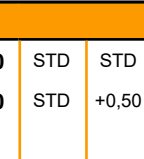

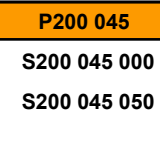









**DEUTZ P200 042 Ø102,00**

 <p><b>Ø102</b></p> <p>RC 4/6 Diesel Engine :</p>	<p><b>P200 042 000</b> STD STD <b>R200 042 000</b> <b>S200 042 000</b></p> <p><b>P200 042 050</b> STD +0,50 <b>R200 042 050</b> <b>S200 042 050</b></p> <p><b>P200 042 001</b> STD +1,00 <b>R200 042 001</b> <b>S200 042 001</b></p>							
	<p>ST : 69,10</p> <p>TB : 123,60</p> <p>ØH : 58,00</p> <p>H<sub>z</sub> : 6,00 -23,10</p> <p>H<sub>x/y</sub> : 5,50 0,00</p> <p>ØV :</p> <p>V<sub>z</sub> : -1,00 -1,00</p> <p>T1 : 98,70</p>	<p><b>R16</b>  3,00 TR15°</p> <p><b>R16</b>  3,00 TR15°</p> <p><b>R06</b>  2,50 SR</p> <p><b>R35</b>  5,00 SR.R</p>						
	 <p>40,00 x 80,00 x 20,00</p>							Montaj Yüksekliği

**DEUTZ P200 043 Ø102,00**






 <p><b>Ø102</b></p> <p>3/4/5/6 Diesel Engine : D 914 L3 Euro3 D 914 L4 Euro3 D 914 L6 Euro3</p>	<p><b>P200 043 000</b> STD STD <b>R200 043 000</b> <b>S200 043 000</b></p> <p><b>P200 043 050</b> STD +0,50 <b>R200 043 050</b> <b>S200 043 050</b></p> <p><b>P200 043 00</b> +0,25 STD <b>R200 043 000</b> <b>S200 043 00</b></p> <p><b>P200 043 00</b> +0,25 STD <b>R200 043 000</b> <b>S200 043 00</b></p>							
	<p>ST : 65,70</p> <p>TB : 113,70</p> <p>ØH : 56,50</p> <p>H<sub>z</sub> : 6,00 -16,84</p> <p>H<sub>x/y</sub> : 6,50 1,00</p> <p>ØV :</p> <p>V<sub>z</sub> : -1,00 -1,00</p> <p>T1 : 89,10</p>	<p><b>R17</b>  3,00 TR15°</p> <p><b>R06</b>  2,00 SR</p> <p><b>R35</b>  3,00 SR.R</p>						Montaj Yüksekliği
	 <p>35,00 x 80,00 x 18,00</p>							








DEUTZ		P200 044				Ø102,00		
      	 <b>Ø102</b>  3/4/5/6 Diesel Engine : <b>F 3 L 913</b> , 3064 ccm, 3 Cyl. <b>F 4 L 913</b> , 4086 ccm, 4 Cyl. <b>F 5 L 913</b> 5107 ccm, 5 Cyl. <b>F 6 L 913</b> , 6128 ccm, 6 Cyl.	<b>P200 044 000</b> <b>P200 044 050</b>	STD STD +0,50	<b>R200 044 000</b> <b>R200 044 050</b>	<b>S200 044 000</b> <b>S200 044 050</b>	<b>L200 014 000</b>  	STD	<b>K200 044 000</b>
	ST : 69,20 TB : 117,20 ØH : 45,00 Hz : 6,00 -24,23 Hx/y : 3,00 0,50 ØV : Vz : -1,00 -1,00 T1 : 92,80	<b>R17</b>  3,00 TR15° <b>R06</b>  2,00 SR <b>R35</b>  3,00 SR.R	Type : AC Coating : Ø A : 110 Ø C : 120 H : 136,8 L : 222,3 F :	Montaj Yüksekliği				
 35,00 x 80,00 x 18,00								
DEUTZ		P200 045				Ø102,00		
      	 <b>Ø102</b>  3/4/5/6 Diesel Engine : <b>F 3 L 913</b> , 3064 ccm, 3 Cyl. <b>F 4 L 913</b> , 4086 ccm, 4 Cyl. <b>F 5 L 913</b> 5107 ccm, 5 Cyl. <b>F 6 L 913</b> , 6128 ccm, 6 Cyl.	<b>P200 045 000</b> <b>P200 045 050</b>	STD STD +0,50	<b>R200 045 000</b> <b>R200 045 050</b>	<b>S200 045 000</b> <b>S200 045 050</b>	<b>L200 014 000</b>  	STD	<b>K200 045 000</b>
	ST : 69,20 TB : 117,20 ØH : 46,00 Hz : 6,00 -24,80 Hx/y : 3,00 0,50 ØV : Vz : -1,00 -1,00 T1 : 92,80	<b>R17</b>  3,00 TR15° <b>R06</b>  2,00 SR <b>R35</b>  3,00 SR.R	Type : AC Coating : Ø A : 110 Ø C : 120 H : 136,8 L : 222,3 F :	Montaj Yüksekliği				
 35,00 x 80,00 x 18,00								



**DEUTZ P200 046 Ø102,00**






 <p><b>Ø102</b></p> <p>RC,OCP 6</p> <p>Diesel Engine: <b>BF 6 914 C</b> 6472 cm<sup>3</sup> 141 kW (192 PS) 19:1</p>	<p><b>P200 046 000</b> STD STD</p> <p><b>P200 046 050</b> STD +0,50</p> <p><b>P200 046 001</b> STD +1,00</p>	<p><b>R200 046 000</b></p> <p><b>R200 046 050</b></p> <p><b>R200 046 001</b></p>	<p><b>S200 046 000</b></p> <p><b>S200 046 050</b></p> <p><b>S200 046 001</b></p>	<p><b>L200 018 000</b></p> <p>STD</p>	<p><b>K200 046 000</b></p>
	<p><b>ST :</b> 65,60</p> <p><b>TB :</b> 117,10</p> <p><b>ØH :</b> 65,00</p> <p><b>Hz :</b> 6,00 -17,60</p> <p><b>Hx/y :</b> 6,00 0,00</p> <p><b>ØV :</b></p> <p><b>Vz :</b> -1,00 -1,00</p> <p><b>T1 :</b> 93,20</p>	<p><b>R16</b>  2,94 TR15°</p> <p><b>R16</b>  3,00 TR15°</p> <p><b>R35</b>  3,00 SR.R</p>	<p><b>Type :</b> AC</p> <p><b>Coating :</b></p> <p><b>Ø A :</b> 109,90</p> <p><b>Ø C :</b> 124,50</p> <p><b>H :</b> 135,40</p> <p><b>L :</b> 220,40</p> <p><b>F :</b></p>	<p><b>Montaj Yüksekliği</b></p>	
	 <p>40,00 x 80,00 x 20,00</p>				





**DEUTZ P200 047 Ø102,00**

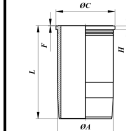
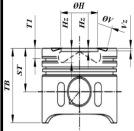
 <p><b>Ø102</b></p> <p>RC,OCP,YP,S 3/4/6</p> <p>Diesel Engine: <b>BF 3 L 914</b> , 3236 cm<sup>3</sup> 44-59 kW (60-80 PS) <b>BF 4 L 914</b> , 4314 cm<sup>3</sup> 59-72 kW (80-98 PS) <b>BF 6 L 914</b> , 6472 cm<sup>3</sup> 110 kW (150 PS)</p>	<p><b>P200 047 000</b> STD STD</p> <p><b>P200 047 050</b> STD +0,50</p> <p><b>P200 047 001</b> STD +1,00</p>	<p><b>R200 047 000</b></p> <p><b>R200 047 050</b></p> <p><b>R200 047 001</b></p>	<p><b>S200 047 000</b></p> <p><b>S200 047 050</b></p> <p><b>S200 047 001</b></p>	<p><b>L200 019 000</b></p> <p>STD</p>	<p><b>K200 047 000</b></p>
	<p><b>ST :</b> 65,60</p> <p><b>TB :</b> 117,10</p> <p><b>ØH :</b> 70,00</p> <p><b>Hz :</b> 6,00 -16,70</p> <p><b>Hx/y :</b> 5,00 0,00</p> <p><b>ØV :</b></p> <p><b>Vz :</b> -1,00 -1,00</p> <p><b>T1 :</b> 93,65</p>	<p><b>R16</b>  2,94 TR15°</p> <p><b>R16</b>  3,00 TR15°</p> <p><b>R35</b>  3,00 SR.R</p>	<p><b>Type :</b> AC</p> <p><b>Coating :</b></p> <p><b>Ø A :</b> 109,90</p> <p><b>Ø C :</b> 124,50</p> <p><b>H :</b> 135,40</p> <p><b>L :</b> 220,40</p> <p><b>F :</b></p>	<p><b>Montaj Yüksekliği</b></p>	
	 <p>35,00 x 80,00 x 18,00</p>				





DEUTZ		P200 050				Ø102,00			
 <p><b>Ø102</b></p> <p>3/4/5/6 Diesel Engine :</p>	<b>P200 050 000</b> <b>P200 050 050</b> <b>P200 050 001</b>	STD STD STD	STD +0,50 +1,00	<b>R200 050 000</b> <b>R200 050 050</b> <b>R200 050 001</b>	<b>S200 050 000</b> <b>S200 050 050</b> <b>S200 050 001</b>				
	ST : 69,21 TB : 117,20 ØH : Hz : 6,00    -6,00 Hx/y : ØV : Vz : -1,00    -1,00 T1 : 93,00	<b>R16</b>  3,00 TR15° <b>R06</b>  2,50 SR <b>R35</b>  5,00 SR.R							
	 <p>35,00 x 80,00 x 18,00</p>								Montaj Yüksekliği

DEUTZ		P200 051				Ø102,00			
 <p><b>Ø102</b></p> <p>6 Diesel Engine : F6L 912 W</p>	<b>P200 051 000</b> <b>P200 051 050</b> <b>P200 051 001</b>	STD STD STD	STD +0,50 +1,00	<b>R200 051 000</b> <b>R200 051 050</b> <b>R200 051 001</b>	<b>S200 051 000</b> <b>S200 051 050</b> <b>S200 051 001</b>				
	ST : 65,71 TB : 113,70 ØH : Hz : 6,00    -8,10 Hx/y : ØV : 45,00    45,00 Vz : -1,00    -1,00 T1 : 92,50	<b>R17</b>  3,00 TR15° <b>R08</b>  2,00 SR <b>R35</b>  3,00 SR.R							Montaj Yüksekliği
	 <p>35,00 x 80,00 x 18,00</p>								



DEUTZ

P200 052

Ø102,00



Ø102

RC,OCP

3/4/5/6

Diesel Engine :

F3L 914

F4L 914

F5L 914

F6L 914

P200 052 000  
P200 052 050  
P200 052 001

STD STD  
STD +0,50  
STD +1,00

R200 052 000  
R200 052 050  
R200 052 001

S200 052 000  
S200 052 050  
S200 052 001

L200 021 000

STD

K200 052 000




ST : 65,60  
TB : 117,10  
ØH : 56,50  
Hz : 6,00 -19,60  
Hx/y : 6,00 0,75  
ØV :  
Vz : -1,00 -1,00  
T1 : 93,95

R16  2,94 TR15°  
R06  2,00 SR  
R35  3,00 SR.R

Type : AC  
Coating :  
Ø A : 109,90  
Ø C : 124,50  
H : 135,40  
L : 220,40  
F :

Montaj Yüksekliği



35,00 x 80,00 x 18,00

DEUTZ

P200 053

Ø102,00



Ø102

RC ,OCP

4/6

Diesel Engine :

BF 4 L 913 C

BF 6 L 913 C

1996...

P200 053 000  
P200 053 050  
P200 053 001

STD STD  
STD +0,50  
STD +1,00

R200 053 000  
R200 053 050  
R200 053 001

S200 053 000  
S200 053 050  
S200 053 001

L200 022 000

STD

K200 053 000




ST : 69,10  
TB : 123,60  
ØH : 56,00  
Hz : 6,00 -23,60  
Hx/y : 4,00 1,00  
ØV :  
Vz : -1,00 -1,00  
T1 : 99,40

R16  2,94 TR15°  
R16  3,00 TR15°  
R35  3,00 SR.R






Type : AC  
Coating :  
Ø A : 110  
Ø C : 120  
H : 136,8  
L : 222,3  
F :






Montaj Yüksekliği



40,00 x 80,00 x 20,00









DEUTZ		P200 054				Ø108,00		
 <p><b>Ø108</b></p> <p>RC,T 4/6</p> <p>Diesel Engine : <b>BF 4 M 1013 Euro 1</b>, 4760 ccm 1993...</p> <p><b>BF 6 M 1013 Euro 1</b> 7140ccm 1993... İş Makinası</p>	P200 054 000	STD	STD	R200 054 000	S200 054 000	L200 024 000	STD	K200 054 000
	<p>ST : 71,10</p> <p>TB : 108,00</p> <p>ØH : 71,00</p> <p>H<sub>z</sub> : -16,65 -8,15</p> <p>H<sub>x/y</sub> : 0,00 0,00</p> <p>ØV :</p> <p>V<sub>z</sub> :</p> <p>T1 : 8,85</p>	<p>R16  3,00 TR15°</p> <p>R06  2,00 SR</p> <p>R35  3,50 SR.R</p>	<p>Type : W</p> <p>Coating : P</p> <p>Ø A : 120</p> <p>Ø C : 128,5</p> <p>H : 9</p> <p>L : 229,1</p> <p>F : 1,1</p>	<p><b>C200 112 300</b> 2 x 112,33*3,00</p>	<p><b>Montaj Yüksekliği</b></p> <p>1 çentik conta ile + 0,28 / + 0,53</p> <p>2 çentik conta ile + 0,54 / + 0,63</p> <p>3 çentik conta ile + 0,64 / + 0,75</p>			
 <p>42,00 x 86,00 x 22,00</p>								

DEUTZ		P200 055				Ø108,00		
 <p><b>Ø108</b></p> <p>RC,T,YP 4/6</p> <p>Diesel Engine: <b>BF4 M 1013 Euro 2</b> 4764 cm<sup>3</sup> 81-95 kW (110-129 PS) 17,6:1 10.1993-</p> <p><b>BF6 M 1013 Euro 2</b> 7746 cm<sup>3</sup> 88-118 kW (120 -161PS) 17,6:1 Ford</p>	P200 055 000	STD	STD	R200 055 000	S200 055 000	L200 024 000	STD	K200 055 000
	<p>ST : 71,10</p> <p>TB : 108,00</p> <p>ØH : 63,00</p> <p>H<sub>z</sub> : -18,80 -9,75</p> <p>H<sub>x/y</sub> : 4,00 -2,00</p> <p>ØV :</p> <p>V<sub>z</sub> :</p> <p>T1 : 9,00</p>	<p>R16  3,00 TR15°</p> <p>R06  2,00 SR</p> <p>R35  3,50 SR.R</p>	<p>Type : W</p> <p>Coating : P</p> <p>Ø A : 120</p> <p>Ø C : 128,5</p> <p>H : 9</p> <p>L : 229,1</p> <p>F : 1,1</p>	<p><b>C200 112 300</b> 2 x 112,00*3,00</p>	<p><b>Montaj Yüksekliği</b></p> <p>+ 0,25 / + 0,54</p> <p>+ 0,54 / + 0,64</p> <p>+ 0,64 / + 0,74</p>			
 <p>42,00 x 86,00 x 22,00</p>								

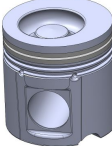









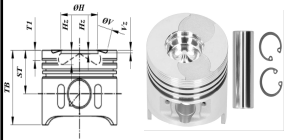


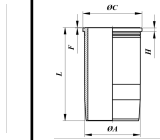















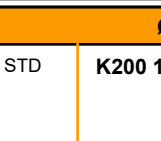








**DEUTZ P200 058 Ø108,00**

 <p><b>Ø108</b></p> <p>RC,OCP,YP,T</p> <p>6</p> <p>Diesel Engine :</p> <p>Volvo</p>	<p><b>P200 058 000</b></p> <p><b>P200 058 000</b></p> <p><b>P200 058 000</b></p>	<p>STD</p> <p>STD</p> <p>STD</p>	<p>STD</p> <p>STD</p> <p>STD</p>	<p><b>R200 058 000</b></p> <p><b>R200 058 000</b></p> <p><b>R200 058 000</b></p>	<p><b>S200 058 000</b></p> <p><b>S200 058 000</b></p> <p><b>S200 058 000</b></p>	<p><b>L200 025 000</b></p> 	<p>STD</p>	<p><b>K200 058 000</b></p>
	<p>ST : 70,90</p> <p>TB : 107,80</p> <p>ØH : 66,00</p> <p>Hz : -20,00 -6,50</p> <p>Hx/y : 0,00 0,00</p> <p>ØV :</p> <p>Vz : 0,00 0,00</p> <p>T1 : 15,00</p>		<p><b>R16</b>  3,00 TR15°</p> <p><b>R01</b>  2,00 SR</p> <p><b>R35</b>  3,50 SR.R</p>		<p>Type : W</p> <p>Coating :</p> <p>Ø A : 120,00</p> <p>Ø C : 131,70</p> <p>H : 8,06</p> <p>L : 227,80</p> <p>F :</p>		<p><b>C200 112 300</b> 2 x 112,00*3,00</p>	<p>Montaj Yüksekliği</p>
	 <p>45,00 x 85,00 x 22,00</p>							

**DEUTZ P200 059 Ø108,00**








 <p><b>Ø108</b></p> <p>RC,YP,T</p> <p>Diesel Engine:</p> <p><b>BF 6M 1013 EC /</b>  <b>TCD 2013 L6 2V /</b>  <b>BF 4M 1013 EC /</b>  <b>BF 6M 1013 ECP /</b>  <b>BF 6M 1013 E /</b>  <b>TCD 2013 L4 2V</b>  <b>BF 4M 1013 FC /</b>  <b>BF 4M 1013 E / D</b>  <b>7E EAE3</b>  <b>TCD 2013 Euro3</b>  <b>L062V</b> 6 Cyl. 7146cc 120          -200 Kw (163-272 HP) 18,1;1          C.Rail R7</p> <p>Volvo</p>	<p><b>P200 059 000</b></p>	<p>STD</p>	<p>STD</p>	<p><b>R200 059 000</b></p>	<p><b>S200 059 000</b></p>	<p><b>L200 024 000</b></p> <p><b>L200 024 001</b></p> 	<p>STD</p> <p>L : -,1</p>	<p><b>K200 059 000</b></p> <p><b>K200 059 001</b></p>
	<p>ST : 71,10</p> <p>TB : 108,00</p> <p>ØH : 64,00</p> <p>Hz : -19,60 -6,50</p> <p>Hx/y : 3,50 -3,00</p> <p>ØV :</p> <p>Vz :</p> <p>T1 : 12,60</p>		<p><b>R16</b>  3,00 TR15°</p> <p><b>R06</b>  2,00 SR</p> <p><b>R35</b>  3,50 SR.R</p>		<p>Type : W</p> <p>Coating : P</p> <p>Ø A : 120</p> <p>Ø C : 128,5</p> <p>H : 9</p> <p>L : 229,1</p> <p>F : 1,1</p>		<p><b>C200 112 300</b> 2 x 112,00*3,00</p>	<p>Montaj Yüksekliği</p>
	 <p>42,00 x 86,00 x 22,00</p>							










DEUTZ		P200 101				Ø110,00		
     	 <p><b>Ø110</b></p> <p>SP</p> <p>1/2/3/4/5/6/7/8/9/10/11/12</p> <p>Diesel Engine :</p> <p><b>F 1 L 514,</b> A 2 L 514, R 2, 2660 cm<sup>3</sup>, 22 kW (30 PS), F 2 L 514, R 2, 2660 cm<sup>3</sup>, 22 kW (30 PS), F 3 L 514, R 3, 3990 cm<sup>3</sup>, 33 kW (45 PS),</p> <p><b>F 4 L 514,</b> R 4, 5322 cm<sup>3</sup>, 44 - 63 kW (60 - 86 PS), F 12 L 614, V 12,</p> <p><b>F 6 L 514,</b> V 6, F 6 L 614, V 6, 7980 cm<sup>3</sup>, 92 kW (125 PS), F 8 L 614, V 8, Stationary engine 1957...1968</p>	<p><b>P200 101 000</b> STD STD</p> <p><b>P200 101 050</b> STD +0,50</p> <p><b>P200 101 001</b> STD +1,00</p> <p><b>P200 101 002</b> STD +1,50</p>	<p><b>R200 101 000</b></p> <p><b>R200 101 050</b></p> <p><b>R200 101 001</b></p> <p><b>R200 101 002</b></p>	<p><b>S200 101 000</b></p> <p><b>S200 101 050</b></p> <p><b>S200 101 001</b></p> <p><b>S200 101 002</b></p>	<p><b>L200 126 000</b></p> 	<p>STD</p>	<p><b>K200 101 000</b></p>	
	<p>ST : 87,00</p> <p>TB : 154,00</p> <p>ØH : 40,00</p> <p>Hz : -10,50</p> <p>Hx/y : -12,00 23,40</p> <p>ØV : 44,00</p> <p>Vz : -0,30</p> <p>T1 : 17,70</p>	<p><b>R01</b>  3,00 SR</p> <p><b>R06</b>  3,00 SR</p> <p><b>R06</b>  3,00 SR</p> <p><b>R35</b>  6,00 SR</p> <p><b>R31</b>  6,00 SR</p>	<p>Type : AC</p> <p>Coating : <b>P</b></p> <p>Ø A : 130</p> <p>Ø C : 140</p> <p>H : 162,50</p> <p>L : 274,55</p> <p>F : 7,10</p>	<p>Montaj Yüksekliği</p>				
 <p>40,00 x 93,00 x 23,00</p>								
DEUTZ		P200 102				Ø110,00		
     	 <p><b>Ø110</b></p> <p>SP</p> <p>1/2/3/4/5/6/7/8/9/10/11/12</p> <p>Diesel Engine :</p> <p><b>F 1 L 514 D,</b> 1330 cm<sup>3</sup>, 13 kW (18 PS), F/A 2 L 514 D, 2660 cm<sup>3</sup>, 26,5 kW (36 PS), F/A 3 L 514 D, 3990 cm<sup>3</sup>, 39,5 kW (54 PS), F/A 4 L 514</p>	<p><b>P200 102 000</b> STD STD</p> <p><b>P200 102 050</b> STD +0,50</p> <p><b>P200 102 001</b> STD +1,00</p> <p><b>P200 102 002</b> STD +1,50</p>	<p><b>R200 102 000</b></p> <p><b>R200 102 050</b></p> <p><b>R200 102 001</b></p> <p><b>R200 102 002</b></p>	<p><b>S200 102 000</b></p> <p><b>S200 102 050</b></p> <p><b>S200 102 001</b></p> <p><b>S200 102 002</b></p>	<p><b>L200 126 000</b></p> 	<p>STD</p>	<p><b>K200 102 000</b></p>	
	<p>ST : 87,00</p> <p>TB : 154,00</p> <p>ØH :</p> <p>Hz :</p> <p>Hx/y :</p> <p>ØV :</p> <p>Vz :</p> <p>T1 : 17,70</p>	<p><b>R01</b>  3,00 SR</p> <p><b>R06</b>  3,00 SR</p> <p><b>R06</b>  3,00 SR</p> <p><b>R35</b>  6,00 SR</p> <p><b>R31</b>  6,00 SR</p>	<p>Type : AC</p> <p>Coating : <b>P</b></p> <p>Ø A : 130</p> <p>Ø C : 140</p> <p>H : 162,50</p> <p>L : 274,55</p> <p>F : 7,10</p>	<p>Montaj Yüksekliği</p>				
 <p>40,00 x 93,00 x 23,00</p>								

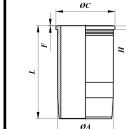
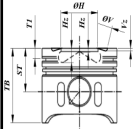


**DEUTZ P200 103 Ø110,00**

 <p><b>Ø110</b></p> <p>SP</p> <p>1/2/3/4/5/6/7/8/9/10/11/12</p> <p>Diesel Engine : <b>FL-AL 514/614,</b></p>	<p><b>P200 103 000</b> STD STD <b>R200 103 000</b> <b>S200 103 000</b> <b>L200 126 000</b> STD <b>K200 103 000</b></p> <p><b>P200 103 050</b> STD +0,50 <b>R200 103 050</b> <b>S200 103 050</b></p> <p><b>P200 103 001</b> STD +1,00 <b>R200 103 001</b> <b>S200 103 001</b></p> <p><b>P200 103 002</b> STD +1,50 <b>R200 103 002</b> <b>S200 103 002</b></p>	<p>ST : 87,00</p> <p>TB : 154,00</p> <p>ØH : 40,00</p> <p>Hz : -10,50</p> <p>Hx/y : -12,00 23,40</p> <p>ØV :</p> <p>Vz :</p> <p>T1 : 17,70</p>	<p><b>R01</b>  3,00 SR</p> <p><b>R06</b>  3,00 SR</p> <p><b>R06</b>  3,00 SR</p> <p><b>R35</b>  6,00 SR</p> <p><b>R31</b>  6,00 SR</p>	<p>Type : AC</p> <p>Coating : <b>P</b></p> <p>Ø A : 130</p> <p>Ø C : 140</p> <p>H : 162,50</p> <p>L : 274,55</p> <p>F : 7,10</p>	<p>Montaj Yüksekliği</p>	
	 <p>40,00 x 93,00 x 23,00</p>					

**DEUTZ P200 104 Ø110,00**

 <p><b>Ø110</b></p> <p>SP</p> <p>1/2/3/4/5/6/7/8/9/10/11/12</p> <p>Diesel Engine : <b>F 6 L 613,</b> 7412 cm³, 88 kW (120 PS), 19:1 1959-65</p>	<p><b>P200 104 000</b> STD STD <b>R200 104 000</b> <b>S200 104 000</b> <b>L200 127 000</b> STD <b>K200 104 000</b></p> <p><b>P200 104 050</b> STD +0,50 <b>R200 104 050</b> <b>S200 104 050</b></p> <p><b>P200 104 001</b> STD +1,00 <b>R200 104 001</b> <b>S200 104 001</b></p> <p><b>P200 104 002</b> STD +1,50 <b>R200 104 002</b> <b>S200 104 002</b></p>	<p>ST : 92,00</p> <p>TB : 159,00</p> <p>ØH :</p> <p>Hz : -8,70</p> <p>Hx/y :</p> <p>ØV :</p> <p>Vz : -0,30</p> <p>T1 :</p>	<p><b>R01</b>  3,00</p> <p><b>R06</b>  3,00</p> <p><b>R06</b>  3,00</p> <p><b>R35</b>  6,00</p> <p><b>R31</b>  6,00</p>	<p>Type : AC</p> <p>Coating : P</p> <p>Ø A : 130</p> <p>Ø C : 140</p> <p>H : 167,10</p> <p>L : 272,00</p> <p>F : 7,10</p>	<p>Montaj Yüksekliği</p>	
	 <p>40,00 x 93,00 x 23,00</p>					



DEUTZ

P200 105

Ø110,00



Ø110

RC,OCP,YP,T





6

Diesel Engine :

**TCD 7.8 L6**

240 kw / 340 PS

Volvo, Volvo-CE

<b>P200 105 000</b>	STD	STD	<b>R200 105 000</b>	<b>S200 105 000</b>	<b>L200 128 000</b>	STD	<b>K200 105 000</b>
<b>P200 105 050</b>	STD	+0,50	<b>R200 105 050</b>	<b>S200 105 050</b>			
<b>ST :</b> 70,90 <b>TB :</b> 106,90 <b>ØH :</b> 65,68 <b>Hx :</b> -20,00    -7,00 <b>Hx/y :</b> 0,00    0,00 <b>ØV :</b> <b>Vz :</b> <b>T1 :</b> 12,60			<b>R17</b>  3,00 TR15° <b>R08</b>  2,00 SR <b>R35</b>  3,50 SR.R		<b>Type :</b> W <b>Coating :</b> <b>Ø A :</b> 120,00 <b>Ø C :</b> 131,70 <b>H :</b> 8,06 <b>L :</b> 226 <b>F :</b>		Montaj Yüksekliği
 46,00 x 88,00 x 21,00					<b>C200 112 300</b> 2xXM 112,00*3,00		

DEUTZ

P200 201

Ø120,00



Ø120

RC






6/8/10/12

Diesel Engine :

**F 10 L 413**, V 10, 14140  
cm³, 200 - 224,5 kW (272 - 305,3  
PS), 18:1 Stationary engine  
1974...1980 / 290 1968...1980  
/ 310 1968...1980

**F 12 L 413**, V 12, 16960  
cm³, 240 - 250 kW (326 - 340  
PS), 18:1 Stationary engine  
1974...1980 / 120 1968...1980  
/ 170 1968...1980

A 6 L 413, V 6, 8480 cm³, 120 -  
130 kW (163 - 177 PS), 18:1  
120  
170

<b>P200 201 000</b>	STD	STD	<b>R200 201 000</b>	<b>S200 201 000</b>	<b>L200 229 000</b>	STD	<b>K200 201 000</b>
<b>P200 201 050</b>	STD	+0,50	<b>R200 201 050</b>	<b>S200 201 050</b>			
<b>P200 201 001</b>	STD	+1,00	<b>R200 201 001</b>	<b>S200 201 001</b>			
<b>ST :</b> 90,16 <b>TB :</b> 145,25 <b>ØH :</b> 46,00 <b>Hx :</b> 5,09    -39,46 <b>Hx/y :</b> 4,00    0,00 <b>ØV :</b> 57,50    62,00 <b>Vz :</b> -1,00    -1,20 <b>T1 :</b> 113,20			<b>R01</b>  3,00 SR <b>R06</b>  3,00 SR <b>R26</b>  3,00 SR <b>R35</b>  6,00 SR		<b>Type :</b> AC <b>Coating :</b> <b>Ø A :</b> 134 <b>Ø C :</b> 145 <b>H :</b> 169,90 <b>L :</b> 255,1 <b>F :</b>		Montaj Yüksekliği
 45,00 x 96,00 x 22,00							

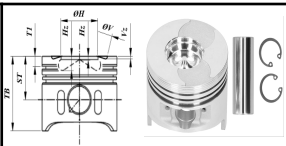




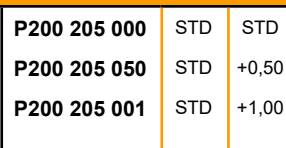






**DEUTZ P200 202 Ø120,00**

<p><b>Ø120</b></p> <p>RC</p> <p>4/5/6</p> <p>Diesel Engine :</p> <p><b>F 4 L 413 R</b>, 5880 ccm,</p> <p><b>F 5 L 413 R</b>, 7350 ccm,</p> <p><b>F 6 L 413 R</b>, 8820 ccm, 130 D,</p>	<p><b>P200 202 000</b> STD STD</p> <p><b>P200 202 050</b> STD +0,50</p> <p><b>P200 202 001</b> STD +1,00</p>	<p><b>R200 202 000</b></p> <p><b>R200 202 050</b></p> <p><b>R200 202 001</b></p>	<p><b>S200 202 000</b></p> <p><b>S200 202 050</b></p> <p><b>S200 202 001</b></p>	<p><b>L200 229 000</b></p> <p>STD</p> <p><b>K200 202 000</b></p>
	<p>ST : 87,76</p> <p>TB : 143,20</p> <p>ØH : 46,00</p> <p>Hz : 5,09 -45,85</p> <p>Hx/y : -7,00 0,00</p> <p>ØV : </p> <p>Vz : -1,00 -1,20</p> <p>T1 : 111,85</p>	<p><b>R16</b> 3,50 TR15°</p> <p><b>R06</b> 3,00 SR</p> <p><b>R26</b> 3,00 SR</p> <p><b>R35</b> 6,00 SR</p>	<p>Type : AC</p> <p>Coating :</p> <p>Ø A : 134</p> <p>Ø C : 145</p> <p>H : 169,90</p> <p>L : 255,1</p> <p>F :</p>	<p>Montaj Yüksekliği</p>
	<p>45,00 x 102,00 x 22,00</p>			






**DEUTZ P200 203 Ø120,00**

<p><b>Ø120</b></p> <p>RC</p> <p>6/8/10/12</p> <p>Diesel Engine :</p> <p><b>F8 L 914</b>, 12667 cm³ 139 kW (230 PS) 19:1</p> <p>M 230 D /16/22/26, 1968</p> <p>M 235 D, M250 D</p>	<p><b>P200 203 000</b> STD STD</p> <p><b>P200 203 050</b> STD +0,50</p> <p><b>P200 203 001</b> STD +1,00</p>	<p><b>R200 203 000</b></p> <p><b>R200 203 050</b></p> <p><b>R200 203 001</b></p>	<p><b>S200 203 000</b></p> <p><b>S200 203 050</b></p> <p><b>S200 203 001</b></p>	<p><b>L200 229 000</b></p> <p>STD</p> <p><b>K200 203 000</b></p>
	<p>ST : 94,86</p> <p>TB : 155,90</p> <p>ØH : 46,00</p> <p>Hz : 5,10 -39,46</p> <p>Hx/y :</p> <p>ØV : </p> <p>Vz : -1,00 -1,20</p> <p>T1 :</p>	<p><b>R01</b> 3,00</p> <p><b>R06</b> 3,00</p> <p><b>R21</b> 3,00</p> <p><b>R35</b> 6,00</p>	<p>Type : AC</p> <p>Coating :</p> <p>Ø A : 134</p> <p>Ø C : 145</p> <p>H : 169,90</p> <p>L : 255,1</p> <p>F :</p>	<p>Montaj Yüksekliği</p>
	<p>45,00 x 102,00 x 22,00</p>			






DEUTZ		P200 204				Ø125,00		
 <p><b>Ø125</b></p> <p>RC,EP,YP,S</p> <p>4/5/6/8/10/12</p> <p>Diesel Engine :</p> <p><b>F 5 L 413 FR</b>,7976ccm</p> <p><b>F 6 L 413 F/FR</b>,9572ccm</p> <p><b>F 8 L 413 F</b>,12763 ccm</p> <p>M 2000 R, N 4510,4610 1982 -1985</p> <p>F 10 L 413 F,15945 ccm 260, 320, 1982-1987 / F 12 L 413 F,19144 ccm</p>	<p><b>P200 204 000</b> STD STD</p> <p><b>P200 204 050</b> STD +0,50</p> <p><b>P200 204 001</b> STD +1,00</p>	<p><b>R200 204 000</b></p> <p><b>R200 204 050</b></p> <p><b>R200 204 001</b></p>	<p><b>S200 204 000</b></p> <p><b>S200 204 050</b></p> <p><b>S200 204 001</b></p>	<p><b>L200 230 000</b></p> <p>STD</p> <p><b>L200 231 000</b></p> <p>Ø C :</p>	<p><b>K200 204 000</b></p> <p><b>K200 204 001</b></p>			
	<p>ST : 87,49</p> <p>TB : 138,70</p> <p>ØH : 48,00</p> <p>Hx : 5,16 -47,74</p> <p>Hx/y : 2,30 0,00</p> <p>ØV : 62,00 58,00</p> <p>Vz : -1,20 -1,00</p> <p>T1 : 107,85</p>	<p><b>R16</b>  3,00 TR15°</p> <p><b>R07</b>  2,50 SR</p> <p><b>R35</b>  4,00 SR</p>	<p>Type : AC</p> <p>Coating :</p> <p>Ø A : 139</p> <p>Ø C : 150</p> <p>H : 169,5</p> <p>L : 250,7</p> <p>F :</p>	<p>Montaj Yüksekliği</p> <p>+ 1,15 / + 1,30</p>				
 <p>45,00 x 102,00 x 22,00</p>								
DEUTZ		P200 205				Ø125,00		
 <p><b>Ø125</b></p> <p>RC,OCP,EP,YP,T</p> <p>8/10/12</p> <p>Diesel Engine :</p> <p><b>BF 10 L 413 F / 513</b></p> <p>C , V 10, 15945 cm<sup>3</sup>, 265 - 294 kW (360 - 400 PS), 16,5:1 Turbo, 190 320 360</p> <p><b>BF 12 L 413 F / 513 C,</b></p> <p>V 12, 19140 cm<sup>3</sup>, 335 - 353 kW (456 - 480 PS), 16,5:1 Turbo, 360 D 34 AS 1975... / 3000 1975... / 3500 1975... / N 4520 1975... / N 4530 1975... / N 4540 1975... / N 4550 1975... / N 4620 1975... / 8000 1975...1983 / FKL 1975... / FKM 1975... / MFS 42 1975...</p>	<p><b>P200 205 000</b> STD STD</p> <p><b>P200 205 050</b> STD +0,50</p> <p><b>P200 205 001</b> STD +1,00</p>	<p><b>R200 205 000</b></p> <p><b>R200 205 050</b></p> <p><b>R200 205 001</b></p>	<p><b>S200 205 000</b></p> <p><b>S200 205 050</b></p> <p><b>S200 205 001</b></p>	<p><b>L200 231 000</b></p> <p>STD</p>	<p><b>K200 205 000</b></p>			
	<p>ST : 87,40</p> <p>TB : 138,65</p> <p>ØH : 66,00</p> <p>Hx : 5,25 -27,65</p> <p>Hx/y : 4,00 2,00</p> <p>ØV :</p> <p>Vz : -1,00 -1,00</p> <p>T1 : 113,00</p>	<p><b>R16</b>  3,00 TR15°</p> <p><b>R07</b>  2,50 SR</p> <p><b>R35</b>  4,00 SR.R</p>	<p>Type : AC</p> <p>Coating :</p> <p>Ø A : 139</p> <p>Ø C : 154</p> <p>H : 169,5</p> <p>L : 250,7</p> <p>F :</p>	<p>Montaj Yüksekliği</p> <p>+ 1,15 / + 1,30</p>				
 <p>45,00 x 107,00 x 22,00</p>								

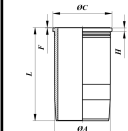
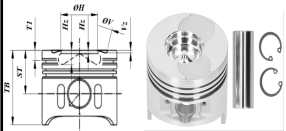


**DEUTZ P200 206 Ø125,00**


 <p><b>Ø125</b></p> <p>RC,OCP,EP,YP,T</p> <p>6/8/10</p> <p><b>Diesel Engine :</b>  <b>BF6 L 413 F, BF6 L 513 C</b>                  6 Cyl. 9572CC 122-177 Kw (152 -241 Ps) 16,5:1 Turbo, Intercooler DX 2304, DX8.30 1984-...  <b>BF8 L 413 F, BF8 L 513 C</b>                  8 Cyl. 212-235 Kw, (288-320 Ps) 16,5:1 Turbo, Intercooler 190, 2000, 250, 260, 290, 320, 360 4520, 4530, 4550, 4620, 8000 1984-...  <b>BF 10 L 413 F, BF10 L 513 C / BF12 L 413 F, BF12 L 513 C</b></p>	<p><b>P200 206 000</b> STD STD</p> <p><b>P200 206 050</b> STD +0,50</p> <p><b>P200 206 001</b> STD +1,00</p>	<p><b>R200 206 000</b></p> <p><b>R200 206 050</b></p> <p><b>R200 206 001</b></p>	<p><b>S200 206 000</b></p> <p><b>S200 206 050</b></p> <p><b>S200 206 001</b></p>	<p><b>L200 230 000</b> STD</p> <p><b>L200 231 000</b> Ø C :</p>	<p><b>K200 206 000</b></p> <p><b>K200 206 001</b></p>
	<p>ST : 87,40</p> <p>TB : 138,65</p> <p>ØH : 74,10</p> <p>Hz : 5,25 -23,85</p> <p>Hx/y : 4,00 2,00</p> <p>ØV :</p> <p>Vz : -1,00 -1,00</p> <p>T1 : 107,75</p>	<p><b>R16</b>  3,00 TR15°</p> <p><b>R07</b>  2,50 SR</p> <p><b>R35</b>  4,00 SR.R</p>	<p><b>Type :</b> AC</p> <p><b>Coating :</b></p> <p>Ø A : 139</p> <p>Ø C : 150</p> <p>H : 169,5</p> <p>L : 250,7</p> <p>F :</p>	<p><b>Montaj Yüksekliği</b> + 1,15 / +1,30</p>	
 <p>45,00 x 107,00 x 22,00</p>					

**DEUTZ P200 207 Ø125,00**

 <p><b>Ø125</b></p> <p>RC,OCP</p> <p>6/8/10/12</p> <p><b>Diesel Engine:</b>  <b>BF 10 L 512 V 10,</b>                  15945 cc, 304 kW (413 Ps), 15,8:1 Turbo, / Stationary engine 01/1987...  <b>BF 12 L 513 V 12,</b>                  19140 cc, 365 kW (496 Ps) 15,8:1 Turbo, / Stationary engine 01/1987  <b>BF 6 L 513 V 6</b>  <b>BF 8 L 513 V 8</b></p>	<p><b>P200 207 000</b> STD STD</p> <p><b>P200 207 050</b> STD +0,50</p> <p><b>P200 207 001</b> STD +1,00</p>	<p><b>R200 207 000</b></p> <p><b>R200 207 050</b></p> <p><b>R200 207 001</b></p>	<p><b>S200 207 000</b></p> <p><b>S200 207 050</b></p> <p><b>S200 207 001</b></p>	<p><b>L200 230 000</b> STD</p> <p><b>L200 231 000</b> Ø C :</p>	<p><b>K200 207 000</b></p> <p><b>K200 207 001</b></p>
	<p>ST : 87,40</p> <p>TB : 138,65</p> <p>ØH : 74,00</p> <p>Hz : 5,25 -20,60</p> <p>Hx/y : 3,50 2,00</p> <p>ØV :</p> <p>Vz : -1,00 -1,00</p> <p>T1 : 112,50</p>	<p><b>R16</b>  3,50 TR15°</p> <p><b>R06</b>  2,50 SR</p> <p><b>R35</b>  4,00 SR.R</p>	<p><b>Type :</b> AC</p> <p><b>Coating :</b></p> <p>Ø A : 139</p> <p>Ø C : 150</p> <p>H : 169,5</p> <p>L : 250,7</p> <p>F :</p>	<p><b>Montaj Yüksekliği</b></p>	
 <p>45,00 x 107,00 x 22,00</p>					



**DEUTZ P200 208 Ø125,00**




**Ø125**  
RC,OCP,EP  
6/8/10/12

**Diesel Engine:**  
**F 6 L 413 FW**, V6,112  
 -121 kW ( 52 - 165 PS),  
 Stationary engine 1976...  
**F 8 L 413 FW**, V 8,150  
 -162 kW (204 - 220 PS),  
 Stationary engine 1976...  
**F 10 L 413 FW**, V  
 10,118-202 kW (256 - 275 PS),  
 Stationary engine 1976...  
**F 12 L 413 FW**, V12,  
 225-243 kW (306 - 330 PS),  
 Stationary engine 1976...

<b>P200 208 000</b>	STD	STD
<b>P200 208 050</b>	STD	+0,50
<b>P200 208 001</b>	STD	+1,00

<b>ST :</b>	87,40
<b>TB :</b>	138,70
<b>ØH :</b>	
<b>Hz :</b>	5,30 -17,55
<b>Hx/y :</b>	
<b>ØV :</b>	61,70 58,70
<b>Vz :</b>	-1,00 -1,00
<b>T1 :</b>	23,00

45,00 x 107,00 x 22,00


<b>R200 208 000</b>		
<b>R200 208 050</b>		
<b>R200 208 001</b>		

<b>R16</b>		3,00	TR15°
<b>R06</b>		2,50	SR
<b>R35</b>		4,00	SR

<b>S200 208 000</b>	
<b>S200 208 050</b>	
<b>S200 208 001</b>	

<b>L200 230 000</b>	STD
<b>L200 231 000</b>	Ø C :

<b>Type :</b>	AC
<b>Coating :</b>	
<b>Ø A :</b>	139
<b>Ø C :</b>	150
<b>H :</b>	169,5
<b>L :</b>	250,7
<b>F :</b>	

<b>K200 208 000</b>	
<b>K200 208 001</b>	

**Montaj Yüksekliği**

**DEUTZ P200 209 Ø125,00**




**Ø125**

<b>P200 209 000</b>	STD	STD
<b>P200 209 050</b>	STD	+0,50
<b>P200 209 001</b>	STD	+1,00

<b>ST :</b>	87,40
<b>TB :</b>	138,65
<b>ØH :</b>	64,00
<b>Hz :</b>	5,25 -21,95
<b>Hx/y :</b>	1,75 3,50
<b>ØV :</b>	56,00 54,00
<b>Vz :</b>	-1,00 -1,00
<b>T1 :</b>	114,50

45,00 x 107,00 x 22,00

<b>R200 209 000</b>		
<b>R200 209 050</b>		
<b>R200 209 001</b>		

<b>R16</b>		3,50	TR15°
<b>R06</b>		2,50	SR
<b>R35</b>		4,00	SR.R







<b>S200 209 000</b>	
<b>S200 209 050</b>	
<b>S200 209 001</b>	







**Montaj Yüksekliği**



**DEUTZ P200 210 Ø128,00**

 <p><b>Ø128</b></p> <p>RC,EP</p> <p>6/8/10/12</p> <p><b>Diesel Engine :</b>  <b>F 10 L 513</b>, / BF 10 L                      513,V 10, 16730 cm³, 235 - 265 kW (320 - 360 PS), 17:1 Stationary engine 1966...  <b>BF 12 L 513</b>, V 12,                      20076 cm³, 282 - 318 kW (384 - 432 PS), 17:1 Turbo, Stationary engine 1966...  <b>F 6 L 513</b>, / <b>BF 6 L 513</b>, V 6,                      10038 cm³, 141 - 192 kW (192 - 261 PS), 17:1 Stationary engine 1966...  <b>F 8 L 513</b>, / <b>BF 8 L 513</b>, V 8,                      13384 cm³, 188 - 212 kW (256 - 288 PS), 17:1 Stationary engine 1966...</p>	<p><b>P200 210 000</b> STD STD</p> <p><b>P200 210 050</b> STD +0,50</p> <p><b>P200 210 001</b> STD +1,00</p>	<p><b>R200 210 000</b></p> <p><b>R200 210 050</b></p> <p><b>R200 210 001</b></p>	<p><b>S200 210 000</b></p> <p><b>S200 210 050</b></p> <p><b>S200 210 001</b></p>	<p><b>L200 232 000</b></p> 	<p>STD</p>	<p><b>K200 210 000</b></p>
	<p>ST : 87,15</p> <p>TB : 137,65</p> <p>ØH : 55,00</p> <p>Hz : 5,50 -29,85</p> <p>Hx/y : 3,25 2,75</p> <p>ØV :</p> <p>Vz : -1,00 -1,20</p> <p>T1 : 113,75</p>	<p><b>R16</b>  3,50 TR15°</p> <p><b>R06</b>  3,00 SR</p> <p><b>R35</b>  4,00 SR.R</p>	<p>Type : AC</p> <p>Coating :</p> <p>Ø A : 139</p> <p>Ø C : 154</p> <p>H : 169,5</p> <p>L : 250,5</p> <p>F :</p>	<p>Montaj Yüksekliği</p>		
 <p>45,00 x 102,00 x 22,00</p>						






**DEUTZ P200 211 Ø128,00**



 <p><b>Ø128</b></p> <p>RC,OCP,EP,YP,T</p> <p>6/8/10/12</p> <p><b>Diesel Engine :</b>  <b>F 10 L 513</b>, V 10, 16730 cm³, 235 kW (320 PS), 17:1 Stationary engine 1966...  <b>F 12 L 513</b>, V 12, 20076 cm³, 282 kW (384 PS), 17:1 Stationary engine 1966...  <b>F 6 L 513</b>, V 6, 10038 cm³, 141 kW (192 PS), 17:1 Stationary engine 1966...  <b>F 8 L 513</b>, V 8, 13384 cm³, 188 kW (256 PS), 17:1 Stationary engine 1966...</p>	<p><b>P200 211 000</b> STD STD</p> <p><b>P200 211 050</b> STD +0,50</p> <p><b>P200 211 001</b> STD +1,00</p>	<p><b>R200 211 000</b></p> <p><b>R200 211 050</b></p> <p><b>R200 211 001</b></p>	<p><b>S200 211 000</b></p> <p><b>S200 211 050</b></p> <p><b>S200 211 001</b></p>	<p><b>L200 232 000</b></p> 	<p>STD</p>	<p><b>K200 211 000</b></p>
	<p>ST : 87,15</p> <p>TB : 138,65</p> <p>ØH : 55,00</p> <p>Hz : 5,50 -30,05</p> <p>Hx/y : 3,00 2,60</p> <p>ØV : 65,50 65,50</p> <p>Vz : -1,00 -1,00</p> <p>T1 : 120,00</p>	<p><b>R16</b>  3,50 TR15°</p> <p><b>R06</b>  3,00 SR</p> <p><b>R35</b>  4,00 SR.R</p>	<p>Type : AC</p> <p>Coating :</p> <p>Ø A : 139</p> <p>Ø C : 154</p> <p>H : 169,5</p> <p>L : 250,5</p> <p>F :</p>	<p>Montaj Yüksekliği</p> <p>+ 1,10 / + 1,20</p>		
 <p>45,00 x 102,00 x 22,00</p>						

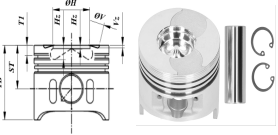



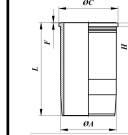

























DEUTZ		P200 303				Ø132,01			
 <p><b>Ø132,01</b></p> <p>RC,OCP,EP 6/8</p> <p>Diesel Engine : <b>BF 6M 2015 C</b> <b>Euro 3</b> D (LA) 6 11900 cm³ 4V 360 kW (489 PS) 17,5:1</p> <p><b>BF 8M 2015 C</b> <b>Euro 3</b> D (LA) 8 15900 cm³ 4V 500 kW (680 PS) 17,5:1</p> <p><b>TCD 2015 V6</b> <b>Euro3</b></p> <p><b>TCD 2015 V8</b> <b>Euro3</b></p>	<b>P200 303 000</b>	STD	STD	<b>R200 303 000</b>	<b>S200 303 000</b>	<b>L200 335 000</b>	STD	<b>K200 303 000</b>	
	<p>ST : 86,80</p> <p>TB : 133,80</p> <p>ØH : 70,80</p> <p>Hz : -21,12    -6,00</p> <p>Hx/y : 0,00    0,00</p> <p>ØV :</p> <p>Vz :</p> <p>T1 : 15,50</p>	<p><b>R19</b>  3,50 TR15°</p> <p><b>R06</b>  2,45 SR</p> <p><b>R35</b>  4,00 SR.R</p>	<p>Type : W</p> <p>Coating :</p> <p>Ø A : 147</p> <p>Ø C : 159,5</p> <p>H : 9,02</p> <p>L : 268,5</p> <p>F : 1,25</p>	<p>Montaj Yüksekliği</p>					
 <p>52,00 x 110,00 x 24,00</p>									

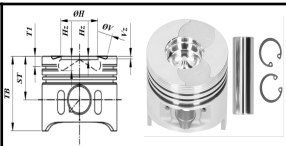


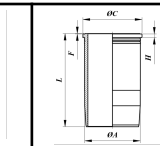












FIAT		P263 601				Ø60,00			
 <p><b>Ø60</b></p>	<b>P263 601 000</b>	STD	STD	<b>R263 601 000</b>	<b>S263 601 000</b>				
	<b>P263 601 040</b>	STD	+0,40	<b>R263 601 040</b>	<b>S263 601 040</b>				
<b>P263 601 060</b>	STD	+0,60	<b>R263 601 060</b>	<b>S263 601 060</b>					
<b>P263 601 080</b>	STD	+0,80	<b>R263 601 080</b>	<b>S263 601 080</b>					
<p>ST : 40,90</p> <p>TB : 63,20</p> <p>ØH :</p> <p>Hz :</p> <p>Hx/y :</p> <p>ØV :</p> <p>Vz :</p> <p>T1 : 6,65</p>	<p>2,50 SR</p> <p>2,50 SR</p> <p>4,00 SR.C</p>	<p>Montaj Yüksekliği</p>							
 <p>18,00 x 49,00 x 11,00</p>									

FIAT		P263 602				Ø62,00		
       	 <b>Ø62</b>  4 <b>Benzin Engine :</b> <b>843.A1.000</b> 4-Cyl. 1368 cc 66-70 Kw 90-96 HP 500L 1.1 16V, Dolbo 1.4 16V, Idea 1.4 16V, Punto II 1.4 16V, Stilo 1.4 16V	<b>P263 602 000</b> STD STD <b>P263 602 040</b> STD +0,40 <b>P263 602 060</b> STD +0,60 <b>P263 602 080</b> STD +0,80 <b>P263 602 001</b> STD +1,00 <b>P263 602 002</b> STD +1,50	<b>R263 602 000</b> <b>R263 602 040</b> <b>R263 602 060</b> <b>R263 602 080</b> <b>R263 602 001</b> <b>R263 602 002</b>	<b>S263 602 000</b> <b>S263 602 040</b> <b>S263 602 060</b> <b>S263 602 080</b> <b>S263 602 001</b> <b>S263 602 002</b>				
	<b>ST :</b> 30,75 <b>TB :</b> 61,75 <b>ØH :</b> <b>Hz :</b> <b>Hx/y :</b> <b>ØV :</b> <b>Vz :</b> <b>T1 :</b> 5,00	<b>R01</b>  2,00 SR <b>R26</b>  2,00 SR <b>R35</b>  4,00 SR.C						
 20,00 x 51,00 x 14,00								Montaj Yüksekliği
FIAT		P263 603				Ø69,60		
  <b>Ø69,6</b>  RC,YP,T 4 <b>Diesel Engine :</b> Panda 1.3 JTD 16V, Idea 1.3 Multijet, Doblo 1.3 JTD, Punto/Grande Punto 1.3 Multijet <b>M 733 AT.12.Z / Z</b> <b>13 DT</b> R 4 Diesel, 1247 cc, 51-55 kW (70-75 PS), 18:1 Turbo, LLK, 4 Ventile <b>188 A8.000 / 188</b> <b>A9.000 / 199</b> <b>A2.000 Euro 4</b> 1248 cc (70 PS) 18:1 Turbo Common Rail, Intercooler Albea 1.3 Multijet, Doblo 1.3 Multijet Palio 1.3 Multijet 2003-... / 500 / Doblo / Idea / Panda / Punto / Gingo Lancia, Opel, Subaru, Suzuki, Vauxhall	<b>P263 603 000</b> STD STD <b>P263 603 040</b> STD +0,40 <b>P263 603 080</b> STD +0,80 <b>P263 603 060</b> STD +0,60 <b>P263 603 240</b> -0,20 +0,40 <b>P263 603 200</b> -0,20 STD <b>P263 603 440</b> -0,40 +0,40 <b>P263 603 400</b> -0,40 STD <b>P263 603 260</b> -0,20 +0,60 <b>P263 603 280</b> -0,20 +0,80	<b>R263 603 000</b> <b>R263 603 040</b> <b>R263 603 080</b> <b>R263 603 060</b> <b>R263 603 040</b> <b>R263 603 000</b> <b>R263 603 040</b> <b>R263 603 000</b> <b>R263 603 060</b> <b>R263 603 080</b>	<b>S263 603 000</b> <b>S263 603 040</b> <b>S263 603 080</b> <b>S263 603 060</b> <b>S263 603 240</b> <b>S263 603 200</b> <b>S263 603 400</b> <b>S263 603 440</b> <b>S263 603 260</b> <b>S263 603 280</b>	<b>L263 602 000</b> STD <b>L263 602 001</b> Ø A : ,5				
	<b>ST :</b> 40,43 <b>TB :</b> 63,43 <b>ØH :</b> 37,00 <b>Hz :</b> -12,40 5,50 <b>Hx/y :</b> 0,00 0,00 <b>ØV :</b> 25,00 25,00 <b>Vz :</b> -1,00 -1,20 <b>T1 :</b> 7,50	<b>R01</b>  2,00 SR <b>R26</b>  1,50 SR <b>R35</b>  2,00 SR.R	<b>Type :</b> DS <b>Coating :</b> <b>Ø A :</b> 72,50 <b>Ø C :</b> 74,00 <b>H :</b> 5,00 <b>L :</b> 142,00 <b>F :</b>					Montaj Yüksekliği 0,67 / 0,77mm Conta ile +0,02/ +0,13 0,77 / 0,87mm Conta ile +0,13/ +0,23 0,87 / 0,97mm Conta ile +0,23/ +0,33
 23,00 x 56,50 x 12,00								

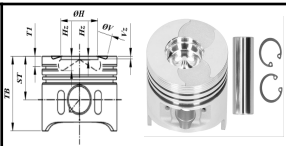


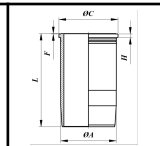


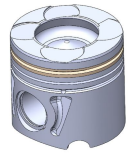




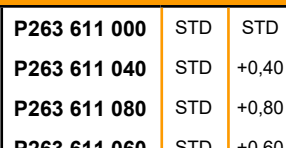
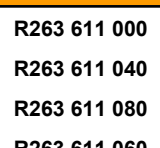











FIAT		P263 604				Ø69,60		
 <p><b>Ø69,6</b></p>	<b>P263 604 000</b>	STD	STD	<b>R263 604 000</b>	<b>S263 604 000</b>			
	<b>P263 604 040</b>	STD	+0,40	<b>R263 604 040</b>	<b>S263 604 040</b>			
	<b>P263 604 080</b>	STD	+0,80	<b>R263 604 080</b>	<b>S263 604 080</b>			
	<b>P263 604 060</b>	STD	+0,60	<b>R263 604 060</b>	<b>S263 604 060</b>			
	<b>P263 604 240</b>	-0,20	+0,40	<b>R263 604 040</b>	<b>S263 604 240</b>			
	<b>P263 604 200</b>	-0,20	STD	<b>R263 604 000</b>	<b>S263 604 200</b>			
	<b>P263 604 440</b>	-0,40	+0,40	<b>R263 604 040</b>	<b>S263 604 400</b>			
	<b>P263 604 400</b>	-0,40	STD	<b>R263 604 000</b>	<b>S263 604 440</b>			
	<b>P263 604 260</b>	-0,20	+0,60	<b>R263 604 060</b>	<b>S263 604 260</b>			
	<b>P263 604 280</b>	-0,20	+0,80	<b>R263 604 080</b>	<b>S263 604 280</b>			
	ST : 40,43			<b>R01</b>  2,00 SR				
	TB : 63,43			<b>R26</b>  1,50 SR				
	ØH : 37,00			<b>R35</b>  2,00 SR.R				
	H <sub>z</sub> : -12,40 5,50							
	H <sub>x/y</sub> : 0,00 0,00							
	ØV : 25,00 25,00							
	V <sub>z</sub> : -1,00 -1,20							Montaj Yüksekliği
	T1 : 7,50							
								
	23,00 x 56,50 x 12,00							






FIAT		P263 605				Ø69,60		
 <p><b>Ø69,6</b></p>	<b>P263 605 000</b>	STD	STD	<b>R263 605 000</b>	<b>S263 605 000</b>			
	<b>P263 605 040</b>	STD	+0,40	<b>R263 605 040</b>	<b>S263 605 040</b>			
	<b>P263 605 060</b>	STD	+0,60	<b>R263 605 060</b>	<b>S263 605 060</b>			
	<b>P263 605 080</b>	STD	+0,80	<b>R263 605 080</b>	<b>S263 605 080</b>			
	<b>P263 605 140</b>	-0,10	+0,40	<b>R263 605 040</b>	<b>S263 605 140</b>			
		ST : 40,43			<b>R01</b>  2,00 SR			
	TB : 63,43			<b>R26</b>  1,50 SR				
	ØH : 38,00			<b>R35</b>  2,00 SR.R				
	H <sub>z</sub> : -12,40 6,15							
	H <sub>x/y</sub> : 0,00 0,00							
	ØV : 25,00 25,00							
	V <sub>z</sub> : -1,00 -1,20							Montaj Yüksekliği
	T1 : 7,50							
								
	23,00 x 56,50 x 12,00							






FIAT		P263 606				Ø69,60			
      	 <p><b>Ø69,6</b></p> <p>RC, OCP, YP, T</p> <p>4</p> <p>Diesel Engine : Doblo 1.3 D Multijet, Doblo Cargo 1.3 Multijet, Linea 1.3 Multijet, Linea 1.3 D Multijet 199A3000 Multijet</p> <p>4 Cyl. Diesel 1248 cc, 66 Kw 90 Ps 17,6:1 Astra 1,3 CDTI 2005-...</p> <p>Lancia, Opel, Suzuki, Vauxhall</p>	<b>P263 606 000</b> STD STD <b>P263 606 040</b> STD +0,40 <b>P263 606 080</b> STD +0,80 <b>P263 606 060</b> STD +0,60 <b>P263 606 200</b> -0,20 STD <b>P263 606 240</b> -0,20 +0,40 <b>P263 606 280</b> -0,20 +0,80 <b>P263 606 480</b> -0,40 +0,80 <b>P263 606 100</b> -0,10 STD <b>P263 606 140</b> -0,10 +0,40	<b>R263 606 000</b> <b>R263 606 040</b> <b>R263 606 080</b> <b>R263 606 060</b> <b>R263 606 000</b> <b>R263 606 040</b> <b>R263 606 080</b> <b>R263 606 080</b> <b>R263 606 000</b> <b>R263 606 040</b>	<b>S263 606 000</b> <b>S263 606 040</b> <b>S263 606 080</b> <b>S263 606 060</b> <b>S263 606 200</b> <b>S263 606 240</b> <b>S263 606 480</b> <b>S263 606 280</b> <b>S263 606 100</b> <b>S263 606 140</b>	<b>L263 602 000</b> <b>L263 602 001</b>	STD Ø A : ,5	<b>K263 606 000</b> <b>K263 606 001</b>		
	ST : 40,43 TB : 62,43 ØH : 38,00 Hz : -12,40 -6,00 Hx/y : 0,00 0,00 ØV : 25,00 25,00 Vz : -0,90 -0,90 T1 : 8,50	<b>R01</b>  2,00 SR <b>R06</b>  1,50 SR <b>R35</b>  2,00 SR.R	Type : DS Coating : Ø A : 72,50 Ø C : 74,00 H : 5,00 L : 142,00 F :	<b>Montaj Yüksekliği</b> 0,67 / 0,77mm Conta ile +0,028/ +0,127 0,77 / 0,87mm Conta ile +0,127/ +0,227 0,87 / 0,97mm Conta ile +0,228/ +0,327					
 <p><b>Ø69,6</b></p>	<b>P263 607 000</b> STD STD <b>P263 607 160</b> -0,10 +0,60 <b>P263 607 180</b> -0,10 +0,80 <b>P263 607 260</b> -0,20 +0,60 <b>P263 607 400</b> -0,40 STD	<b>R263 607 000</b> <b>R263 607 060</b> <b>R263 607 080</b> <b>R263 607 060</b> <b>R263 607 000</b>	<b>S263 607 000</b> <b>S263 607 160</b> <b>S263 607 180</b> <b>S263 607 260</b> <b>S263 607 400</b>						
ST : 40,43 TB : 62,43 ØH : 38,00 Hz : -12,40 -6,00 Hx/y : 0,00 0,00 ØV : 25,00 25,00 Vz : -0,90 -0,90 T1 : 8,50	<b>R01</b>  2,00 SR <b>R06</b>  1,50 SR <b>R35</b>  2,00 SR.R		<b>Montaj Yüksekliği</b>						
 <p>23,00 x 56,50 x 12,00</p>									



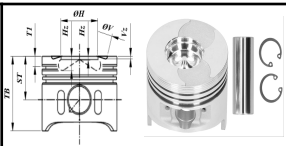

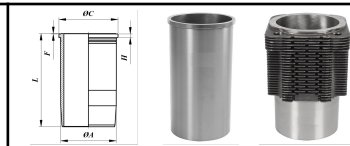

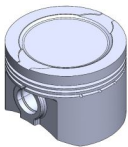





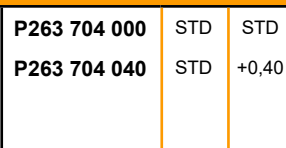
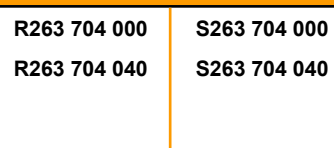






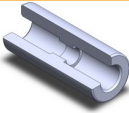
FIAT		P263 610				Ø69,61		
     	 <b>Ø69,605</b> RC,OCP,YP,T 4 Diesel Engine : ASTRA J 1,3 CDTI, CORSA D 1.3 CDTI, MERIVA 1.3 CDTI <b>A 13 DTE / 263</b> <b>A.6.000 / 199</b> <b>B.2.000 Euro 5 /</b> <b>199 A.9.000 Euro 5</b> <b>/ 169 A.1.000</b> 4-Cyl. 1248 cc 70 Kw 95 Ps 16,8:1 2009 - ....	<b>P263 610 000</b> STD STD <b>P263 610 040</b> STD +0,40 <b>P263 610 080</b> STD +0,80 <b>P263 610 060</b> STD +0,60 <b>P263 610 200</b> -0,20 STD <b>P263 610 240</b> -0,20 +0,40 <b>P263 610 100</b> -0,10 STD <b>P263 610 140</b> -0,10 +0,40	<b>R263 610 000</b> <b>R263 610 040</b> <b>R263 610 080</b> <b>R263 610 060</b> <b>R263 610 000</b> <b>R263 610 040</b> <b>R263 610 000</b> <b>R263 610 040</b>	<b>S263 610 000</b> <b>S263 610 040</b> <b>S263 610 080</b> <b>S263 610 060</b> <b>S263 610 200</b> <b>S263 610 240</b> <b>S263 610 140</b> <b>S263 610 100</b>				
	ST : 40,43 TB : 62,43 ØH : 37,00 Hz : -12,70 -6,70 Hx/y : 0,00 0,00 ØV : 25,00 25,00 Vz : -1,15 -0,90 T1 : 7,50	<b>R01</b>  1,50 SR <b>R06</b>  1,50 SR <b>R35</b>  2,00 SR.R						
 23,00 x 56,50 x 12,00								<b>Montaj Yüksekliği</b> 0,67 / 0,77mm Conta ile +0,028/ +0,127 0,77 / 0,87mm Conta ile +0,127/ +0,227 0,87 / 0,97mm Conta ile +0,228/ +0,327
FIAT		P263 611				Ø69,61		
     	 <b>Ø69,605</b> RC,OCP,YP,T 4 Diesel Engine : 199 B1.000 EURO 5 <b>1.3 90 HP Multijet</b> <b>II 1.6V Euro 5</b> 4-Cyl. 1248 cc 90 HP Suitable : STOP / START Engine Doblo Cargo, Pratic Opel	<b>P263 611 000</b> STD STD <b>P263 611 040</b> STD +0,40 <b>P263 611 080</b> STD +0,80 <b>P263 611 060</b> STD +0,60 <b>P263 611 200</b> -0,20 STD <b>P263 611 240</b> -0,20 +0,40 <b>P263 611 280</b> -0,20 +0,80	<b>R263 611 000</b> <b>R263 611 040</b> <b>R263 611 080</b> <b>R263 611 060</b> <b>R263 611 000</b> <b>R263 611 040</b> <b>R263 611 080</b>	<b>S263 611 000</b> <b>S263 611 040</b> <b>S263 611 080</b> <b>S263 611 060</b> <b>S263 611 200</b> <b>S263 611 240</b> <b>S263 611 280</b>				
	ST : 40,30 TB : 62,43 ØH : 37,00 Hz : -12,70 -6,70 Hx/y : 0,00 0,00 ØV : 25,00 25,00 Vz : -1,15 -0,90 T1 : 7,50	<b>R01</b>  1,50 SR <b>R06</b>  1,50 SR <b>R35</b>  2,00 SR.R						
 23,00 x 56,50 x 12,00								



FIAT		P263 701				Ø70,00		
 <p><b>Ø70</b></p> <p>4</p> <p>Benzin Engine: 500 0.5 110 D.000 2 Cyl. 499 cc.</p>	<b>P263 701 000</b>	STD	STD	<b>R263 701 000</b>	<b>S263 701 000</b>			
	<b>P263 701 040</b>	STD	+0,40	<b>R263 701 040</b>	<b>S263 701 040</b>			
	<b>P263 701 060</b>	STD	+0,60	<b>R263 701 060</b>	<b>S263 701 060</b>			
	<b>ST :</b> 39,75 <b>TB :</b> 72,30 <b>ØH :</b> 54,00 <b>Hz :</b> 4,00    2,00 <b>Hx/y :</b> 0,00    0,00 <b>ØV :</b> <b>Vz :</b> <b>T1 :</b> 6,55	<b>R01</b>  2,00 SR <b>R21</b>  2,00 SR <b>R34</b>  3,50 SR						
	 20,00 x 58,00 x 14,00							Montaj Yüksekliği






FIAT		P263 702				Ø70,80		
 <p><b>Ø70,8</b></p> <p>S</p> <p>4</p> <p>Benzin Engine : Albea 1.2 16v, Bravo 1.2 16v <b>188.A5.000 - 000</b> <b>Euro3</b> 4-Cyl. 1242 cc 59 Kw (80 Ps) 10,6:1, 4 Ventile, Siena Elx Fire 16V 1.3 09/2001...12/2009 Bravo I 1.2 I, Brava 1.2 I 10/2000...10/2001 Idea 1.2, Palio Weekend Elx, 1.3 Palio Elx Fire Rst, Punto II 1.2, Stilo 1.2 I</p>	<b>P263 702 000</b>	STD	STD	<b>R263 702 000</b>	<b>S263 702 000</b>	<b>L263 703 000</b>	STD	<b>K263 702 000</b>
	<b>P263 702 040</b>	STD	+0,40	<b>R263 702 040</b>	<b>S263 702 040</b>			
	<b>P263 702 060</b>	STD	+0,60	<b>R263 702 060</b>	<b>S263 702 060</b>			
	<b>ST :</b> 28,00 <b>TB :</b> 48,00 <b>ØH :</b> 63,01 <b>Hz :</b> -5,10 <b>Hx/y :</b> 0,00    0,00 <b>ØV :</b> 27,00    27,00 <b>Vz :</b> -2,00    -2,00 <b>T1 :</b> 4,90	<b>R01</b>  1,20 SR <b>R06</b>  1,20 SR <b>R34</b>  2,50 SR.R			<b>Type :</b> DS <b>Coating :</b> <b>Ø A :</b> 73,80 <b>Ø C :</b> 75,00 <b>H :</b> 5,00 <b>L :</b> 128,00 <b>F :</b>		Montaj Yüksekliği	
	 17,98 x 49,00 x 12,00							







FIAT		P263 703				Ø70,80		
   	 <b>Ø70,8</b>  4 Benzin Engine : <b>188.A4.000 / 176</b> <b>A8.000 Fire / 176</b> <b>B4.000 Fire / 178</b> <b>B5.000 Euro 3 Fire</b> <b>/ 223 A5.000 Euro</b> <b>3 Fire</b> 4-Cyl. 1241 cc 44 Kw (60 Ps) 9,8:1 8 Valve Albea 1,2 8v, Doblo 1.2 8v, Palio 1.2 8v, Sinea 1.2 8v 2000 - ...	<b>P263 703 000</b> STD STD <b>P263 703 040</b> STD +0,40 <b>P263 703 060</b> STD +0,60	<b>R263 703 000</b> <b>R263 703 040</b> <b>R263 703 060</b>	<b>S263 703 000</b> <b>S263 703 040</b> <b>S263 703 060</b>	<b>L263 703 000</b>  	STD  <b>K263 703 000</b>		
	ST : 28,00 TB : 48,00 ØH : 60,50 Hz : -200,00 Hx/y : 0,00 0,00 ØV : 34,00 34,00 Vz : -1,40 -1,40 T1 : 4,90	<b>R01</b>  1,20 SR <b>R08</b>  1,20 SR <b>R35</b>  2,50 SR.R	Type : DS Coating : Ø A : 73,80 Ø C : 75,00 H : 5,00 L : 128,00 F :	Montaj Yüksekliği				
 17,98 x 53,00 x 12,00								
FIAT		P263 704				Ø72,00		
   	 <b>Ø72</b>  4 Benzin Engine : <b>843.A1.000</b> 4-Cyl. 1368 cc 66-70 Kw 90-96 HP 500L 1.1 16V, Dolbo 1.4 16V, Idea 1.4 16V, Punto II 1.4 16V, Stilo 1.4 16V Alfa Romeo, Chrysler, Lancia	<b>P263 704 000</b> STD STD <b>P263 704 040</b> STD +0,40	<b>R263 704 000</b> <b>R263 704 040</b>	<b>S263 704 000</b> <b>S263 704 040</b>				
	ST : 26,80 TB : 49,80 ØH : 60,80 Hz : -8,00 -5,70 Hx/y : 0,00 0,00 ØV : 29,50 29,50 Vz : -1,50 -1,50 T1 : 6,10	<b>R05</b>  1,20 SR.R <b>R26</b>  1,20 SR.R <b>R35</b>  2,00 SR.R	Montaj Yüksekliği					
 18,00 x 53,00 x 11,50								














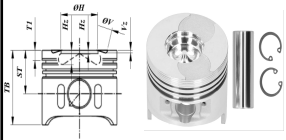


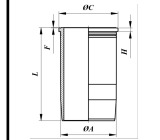


















**FIAT P263 705 Ø72,00**

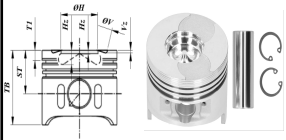


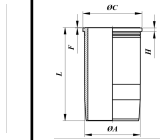







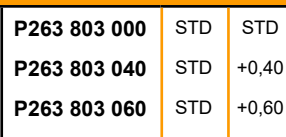
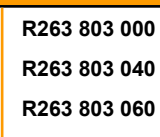

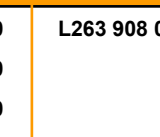

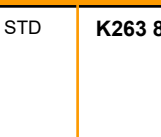





 <p><b>Ø72</b></p> <p>4</p> <p><b>Benzin Engine :</b>  <b>350.A1.000 Euro4</b>                  4-Cyl. 1368 cc 57 Kw (77 HP)                  11:0 1.4 Fire                  Albea 1.4 8V, Doblo 1.4 8V,                  Grande Punto 1.4 8V, Idea 1.4                  8V, Palio 1.4 8V, 2003...</p>	<p><b>P263 705 000</b> STD STD <b>R263 705 000</b> <b>S263 705 000</b> <b>L263 704 000</b> STD <b>K263 705 000</b></p>	<p><b>P263 705 040</b> STD +0,40 <b>R263 705 040</b> <b>S263 705 040</b></p>	<p><b>ST :</b> 26,00 <b>R01</b>  1,00 SR</p> <p><b>TB :</b> 49,00 <b>R06</b>  1,20 SR</p> <p><b>ØH :</b> <b>R35</b>  2,00 SR</p> <p><b>Hz :</b> -4,70</p> <p><b>Hx/y :</b> 0,00 0,00</p> <p><b>ØV :</b> 32,00 32,00</p> <p><b>Vz :</b> -2,05 -2,05</p> <p><b>T1 :</b> 5,60</p>	<p><b>Type :</b> DS</p> <p><b>Coating :</b></p> <p><b>Ø A :</b> 75,00</p> <p><b>Ø C :</b> 76,50</p> <p><b>H :</b> 5,00</p> <p><b>L :</b> 126,00</p> <p><b>F :</b></p>	<p>Montaj Yüksekliği</p>
	 <p>18,00 x 49,00 x 11,00</p>				

**FIAT P263 706 Ø72,00**






 <p><b>Ø72</b></p> <p>4</p> <p><b>Benzin Engine :</b>  <b>192 B 2000 / 843 A 1000</b>                  4-Cyl. 1368 cc 66 Kw 90 HP                  500L, Bravo II 1.4i, Doblo 1.4,                  Egea 1.4, Idea 1.4i, Punto II 1.4</p> <p><b>Lancia</b></p>	<p><b>P263 706 000</b> STD STD <b>R263 706 000</b> <b>S263 706 000</b></p>	<p><b>P263 706 040</b> STD +0,40 <b>R263 706 040</b> <b>S263 706 040</b></p>	<p><b>P263 706 060</b> STD +0,60 <b>R263 706 060</b> <b>S263 706 060</b></p>			
	<p><b>ST :</b> 26,00 <b>R02</b>  1,00 SR</p> <p><b>TB :</b> 49,00 <b>R10</b>  1,20 SR</p> <p><b>ØH :</b> 57,80 <b>R35</b>  2,00 SR.R</p> <p><b>Hz :</b> -7,20 -5,00</p> <p><b>Hx/y :</b> 0,00 0,00</p> <p><b>ØV :</b> 29,50 29,50</p> <p><b>Vz :</b> -1,00 -1,00</p> <p><b>T1 :</b> 5,70</p>					
	 <p>17,98 x 49,00 x 12,00</p>					






FIAT		P263 707				Ø72,00		
	 <p><b>Ø72</b></p>	<b>P263 707 000</b>	STD	STD	<b>R263 707 000</b>	<b>S263 707 000</b>		
		<b>P263 707 020</b>	STD	+0,20	<b>R263 707 020</b>	<b>S263 707 020</b>		
		<b>P263 707 040</b>	STD	+0,40	<b>R263 707 040</b>	<b>S263 707 040</b>		
		<b>P263 707 060</b>	STD	+0,60	<b>R263 707 060</b>	<b>S263 707 060</b>		
		<b>P263 707 080</b>	STD	+0,80	<b>R263 707 080</b>	<b>S263 707 080</b>		
		<b>ST :</b> 26,00 <b>TB :</b> 46,00 <b>ØH :</b> 57,80 <b>H<sub>z</sub> :</b> -7,77    -5,50 <b>H<sub>x/y</sub> :</b> 0,00    0,00 <b>ØV :</b> 29,50    29,50 <b>V<sub>z</sub> :</b> -1,30    -1,30 <b>T1 :</b> 5,70	<b>R02</b>  1,00 SR <b>R10</b>  1,20 SR <b>R35</b>  2,00 SR.R					
	 <p>17,98 x 49,00 x 12,00</p>							Montaj Yüksekliği
FIAT		P263 708				Ø79,50		
 <p><b>Ø79,5</b></p> <p>RC,YP,T 4</p> <p>Diesel Engine: 500X 1.6 D Multijet, 500L 1.6 D Multijet, BRAVO 1.6 JTD Multijet, BRAVO II 1.6 D Multijet, Doblo 1.6 D Multijet, Linea 1.6 D Multijet, Tipo 1,6 D 198 A3.000 / 263.A3.000 Euro 5 1.6 16V Multijet (EURO5) 4 Cyl. 1598 cc 74 kW-100 PS 16:5 Bravo 1.6 16v, Doblo II 1.6 16V, Linea 1.6 16V. Alfa Romeo</p>	<b>P263 708 000</b>	STD	STD	<b>R263 708 000</b>	<b>S263 708 000</b>	<b>L263 705 000</b>	STD	<b>K263 708 000</b>
	<b>P263 708 060</b>	STD	+0,60	<b>R263 708 060</b>	<b>S263 708 060</b>			
	<b>P263 708 040</b>	STD	+0,40	<b>R263 708 040</b>	<b>S263 708 040</b>			
	<b>P263 708 200</b>	-0,25	STD	<b>R263 708 000</b>	<b>S263 708 200</b>			
	<b>P263 708 240</b>	-0,25	+0,40	<b>R263 708 040</b>	<b>S263 708 240</b>			
		<b>ST :</b> 43,95 <b>TB :</b> 68,95 <b>ØH :</b> 41,70 <b>H<sub>z</sub> :</b> -13,80    -4,70 <b>H<sub>x/y</sub> :</b> 0,00    0,00 <b>ØV :</b> 30,00    30,00 <b>V<sub>z</sub> :</b> -0,46    -0,46 <b>T1 :</b> 8,00	<b>R01</b>  1,50 SR <b>R09</b>  1,50 SR.R <b>R35</b>  2,00 SR.R		<b>Type :</b> DS <b>Coating :</b> <b>Ø A :</b> 82,50 <b>Ø C :</b> 84,00 <b>H :</b> 5,00 <b>L :</b> 142,00 <b>F :</b>			Montaj Yüksekliği
	 <p>26,00 x 63,00 x 12,50</p>							Deliksiz conta ile (0,82mm) +0,02 / +0,10 Tek delik conta ile (0,92mm) +0,10 / +0,20 İki delik conta ile +0,20 / +0,30

FIAT		P263 709				Ø79,50		
     	 <p><b>Ø79,5</b></p> <p>RC,YP,T</p> <p>4</p> <p>Diesel Engine: 1.6 D Multijet, DOBLO Platform/Chassis (263_), DOBLO Box Body, DOBLO MPV, DOBLO Box Body, LINEA (323_110), BRAVO II (198), BRAVO Van (198) 198 A3.000 / 199 B5.000 / 263 A3.000 / 263 A8.000 / 350 A3.000 / 552 60 384 / 844 A3.000 / 940 C1.000 / 955 A4.000 263.A3.000 Euro 5 1.6 16V Multijet (EURO5) 4 Cyl. 1598 cc 74 kW-100 PS 16:5</p>	<b>P263 709 000</b> STD STD <b>P263 709 060</b> STD +0,60 <b>P263 709 040</b> STD +0,40 <b>P263 709 200</b> -0,25 STD <b>P263 709 240</b> -0,25 +0,40	<b>R263 709 000</b> <b>R263 709 060</b> <b>R263 709 040</b> <b>R263 709 000</b> <b>R263 709 040</b>	<b>S263 709 000</b> <b>S263 709 060</b> <b>S263 709 040</b> <b>S263 709 200</b> <b>S263 709 240</b>				
	<p>ST : 43,95</p> <p>TB : 68,95</p> <p>ØH : 41,70</p> <p>Hz : -13,80 -4,50</p> <p>Hx/y : 0,00 0,00</p> <p>ØV : 30,00 30,00</p> <p>Vz : -0,46 -0,46</p> <p>T1 : 8,00</p>	<p>R01  2,00 SR</p> <p>R26  1,75 SR.R</p> <p>R35  2,00 SR.R</p>						
 <p>26,00 x 63,00 x 12,50</p>								<p>Montaj Yüksekliği</p> <p>Deliksiz conta ile (0,82mm) +0,02 / +0,10 Tek delik conta ile (0,92mm) +0,10 / +0,20 İki delik conta ile +0,20 / +0,30</p>
FIAT		P263 801				Ø80,50		
     	 <p><b>Ø80,5</b></p> <p>S</p> <p>4</p> <p>Benzin Engine: M605PB.13.C014 4. Cyl. 1372 cc 45 Kw (60 Ps) 8,8:1 Tipo 1.4, Uno S, Uno SX 1990 - ... 160A1.000/M202PA.13.0 4 Cyl. 1372 cc 53 Kw (72 Ps) Tipo 1.4 ie 1992-...</p>	<b>P263 801 000</b> STD STD <b>P263 801 040</b> STD +0,40 <b>P263 801 060</b> STD +0,60	<b>R263 801 000</b> <b>R263 801 040</b> <b>R263 801 060</b>	<b>S263 801 000</b> <b>S263 801 040</b> <b>S263 801 060</b>				
	<p>ST : 33,30</p> <p>TB : 65,40</p> <p>ØH : 71,00</p> <p>Hz : -2,80</p> <p>Hx/y : 0,00 0,00</p> <p>ØV : 41,00 41,00</p> <p>Vz : -3,05 -3,05</p> <p>T1 : 6,60</p>	<p>R01  1,50 SR</p> <p>R26  1,75 SR</p> <p>R35  3,00 SR.R</p>						
 <p>22,00 x 58,20 x 13,00</p>								

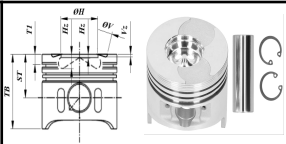



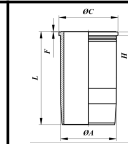








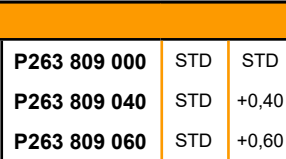
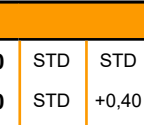

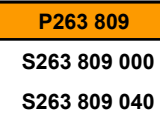


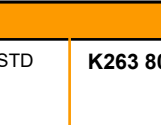







FIAT		P263 802				Ø80,50		
      	<b>P263 802 000</b> <b>P263 802 040</b> <b>P263 802 060</b>	STD STD STD	STD +0,40 +0,60	<b>R263 802 000</b> <b>R263 802 040</b> <b>R263 802 060</b>	<b>S263 802 000</b> <b>S263 802 040</b> <b>S263 802 060</b>			
	<b>Ø80,5</b>  S 4 <b>Benzin Engine :</b> <b>182 B6.000 Euro 3</b> 4-Cyl. 1596 cc 76 Kw (103 Ps) Brava 1.6 16v, Bravo 1.6 16v, Doblo 1.6 16v, Marea 1.6 16v, Palio 1.6 16v, Stilo 1.6 16v	<b>ST :</b> 28,65 <b>TB :</b> 50,70 <b>ØH :</b> 62,00 <b>Hz :</b> -1,00 <b>Hx/y :</b> 0,00    0,00 <b>ØV :</b> 31,00    31,00 <b>Vz :</b> -2,80    -2,80 <b>T1 :</b> 5,60	<b>R01</b>  1,20 SR <b>R09</b>  1,20 SR <b>R35</b>  2,00 SR					
	21,00 x 56,00 x 12,50							
								Montaj Yüksekliği
FIAT		P263 803				Ø82,00		
      	<b>P263 803 000</b> <b>P263 803 040</b> <b>P263 803 060</b> <b>P263 803 080</b> <b>P263 803 200</b>	STD STD STD STD -0,20	STD +0,40 +0,60 +0,80 STD	<b>R263 803 000</b> <b>R263 803 040</b> <b>R263 803 060</b> <b>R263 803 080</b> <b>R263 803 000</b>	<b>S263 803 000</b> <b>S263 803 040</b> <b>S263 803 060</b> <b>S263 803 080</b> <b>S263 803 200</b>	<b>L263 908 000</b>	STD	<b>K263 803 000</b>
	<b>Ø82</b>  YP,S 4 <b>Diesel Engine :</b> Doblo 1.9 D, PALIO 1.9 D, PUNTO 1.9 D 60 <b>223A.6000 / 188</b> <b>A3.000</b> 1910 cm³, 63 PS 22,6:1 2000 - ...	<b>ST :</b> 44,50 <b>TB :</b> 70,30 <b>ØH :</b> 27,00 <b>Hz :</b> -1,50    -3,15 <b>Hx/y :</b> <b>ØV :</b> <b>Vz :</b> <b>T1 :</b> 9,90	<b>R01</b>  2,00 SR <b>R26</b>  2,00 SR <b>R35</b>  2,00 SR	<b>Type :</b> DS <b>Coating :</b> <b>Ø A :</b> 97,50 <b>Ø C :</b> 100,90 <b>H :</b> 5,00 <b>L :</b> 167,00 <b>F :</b>				
	26,00 x 65,00 x 13,00							



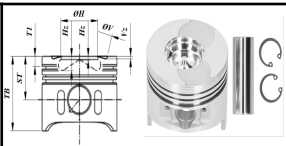



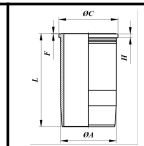









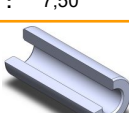
FIAT		P263 804				Ø82,00	
 <p><b>Ø82</b></p> <p>Diesel Engine:</p>	<b>P263 804 000</b>	STD	STD	<b>R263 804 000</b>	<b>S263 804 000</b>		
	<p>ST : 46,00</p> <p>TB : 86,00</p> <p>ØH :</p> <p>Hz :</p> <p>Hx/y :</p> <p>ØV :</p> <p>Vz :</p> <p>T1 : 7,90</p>	<p><b>R01</b>  3,00 SR</p> <p><b>R21</b>  3,00 SR</p> <p><b>R35</b>  5,00 SR.C</p>					
	 <p>26,00 x 71,60 x 17,50</p>						Montaj Yüksekliği

FIAT		P263 805				Ø82,00	
 <p><b>Ø82</b></p>	<b>P263 805 000</b>	STD	STD	<b>R263 805 000</b>	<b>S263 805 000</b>		
	<p>ST : 46,00</p> <p>TB : 86,00</p> <p>ØH :</p> <p>Hz :</p> <p>Hx/y :</p> <p>ØV :</p> <p>Vz :</p> <p>T1 : 7,90</p>	<p><b>R01</b>  3,00 SR</p> <p><b>R21</b>  3,00 SR</p> <p><b>R35</b>  4,00 SR.C</p>					
	 <p>26,00 x 71,60 x 17,50</p>						Montaj Yüksekliği








FIAT		P263 808				Ø84,00			
       	 <p><b>Ø84</b></p> <p>SP</p> <p>4</p> <p>Benzin Engine : <b>4. Cyl.</b> 2000 cm<sup>3</sup>, Tempra 2.0 ie 8v, Tipo 2.0 ie 8v</p>	<b>P263 808 000</b> <b>P263 808 040</b> <b>P263 808 060</b>	STD STD STD	STD +0,40 +0,60	<b>R263 808 000</b> <b>R263 808 040</b> <b>R263 808 060</b>	<b>S263 808 000</b> <b>S263 808 040</b> <b>S263 808 060</b>			
	ST : 39,75 TB : 68,75 ØH : 50,80 Hz : -1,60 Hx/y : 0,00    0,00 ØV : 48,00    74,00 Vz : -5,70    -6,00 T1 : 8,00	<b>R02</b>  1,50 SR <b>R26</b>  2,00 SR <b>R35</b>  4,00 SR							
 <p>22,00 x 62,00 x 13,00</p>									
FIAT		P263 809				Ø84,00			
       	 <p><b>Ø84</b></p> <p>S</p> <p>4</p> <p>Benzin Engine : <b>124 B3.000 / 131 B2.000 / 131 C3.000</b> <b>132 C2.000 / 132 DB.2A.O / 131AB. IA.0</b> 1585 cc 60 kW (80 PS) Doğan, Kartal, Şahin</p>	<b>P263 809 000</b> <b>P263 809 040</b> <b>P263 809 060</b> <b>P263 809 080</b> <b>P263 809 001</b>	STD STD STD STD STD	STD +0,40 +0,60 +0,80 +1,00	<b>R263 809 000</b> <b>R263 809 040</b> <b>R263 809 060</b> <b>R263 809 080</b> <b>R263 809 001</b>	<b>S263 809 000</b> <b>S263 809 040</b> <b>S263 809 060</b> <b>S263 809 080</b> <b>S263 809 001</b>	<b>L263 804 000</b>	STD	<b>K263 809 000</b>
	ST : 38,45 TB : 77,95 ØH : Hz : Hx/y : ØV : Vz : T1 : 9,15	<b>R01</b>  1,50 SR <b>R26</b>  2,00 SR <b>R35</b>  3,95 SR						 <p>Type : DS</p> <p>Coating :</p> <p>Ø A : 88,00            Ø C : 89,10            H : 5,00            L : 133,50            F :</p>	
 <p>22,00 x 69,00 x 14,00</p>									








FIAT		P263 810				Ø85,00		
      	<b>P263 810 000</b> STD STD <b>R263 810 000</b> <b>S263 810 000</b>							
	<b>Ø85</b> F.Steel (FS,OCP,T) 4 Diesel Engine :	ST : 35,70 TB : 55,20 ØH : 53,00 Hz : -13,40    -5,00 Hx/y : 0,00    0,00 ØV : Vz : T1 : 5,10			2,00 ETR7° 1,75 SR 2,00 SR			
 30,00 x 48,00 x 14,00								
FIAT		P263 811				Ø85,00		
 <b>Ø85</b> S 2/4 Diesel Engine: <b>614.000 /</b> <b>614.010 /</b> <b>615.000</b> 1135 cm³ 13 kW (15 PS) Tractor la Piccola / Tractor Angledozer, Modell 18 211R,221R,231R,241R, 251R / 615 000 2270 cm³ 29,5 kW (40 PS) 411,421,441,451,FL 4,AD 4,40 CA,40CL	<b>P263 811 000</b> <b>P263 811 040</b> <b>P263 811 060</b>	STD STD STD	STD +0,40 +0,60	<b>R263 811 000</b> <b>R263 811 040</b> <b>R263 811 060</b>	<b>S263 811 000</b> <b>S263 811 040</b> <b>S263 811 060</b>	<b>L263 805 000</b> 	STD	<b>K263 811 000</b>
	ST : 50,30 TB : 90,00 ØH : Hz : -4,50 Hx/y : ØV : Vz : T1 : 7,50			<b>R02</b>  3,00 SR <b>R02</b>  3,00 SR <b>R21</b>  3,00 SR <b>R35</b>  5,50 SR	Type : DS Coating : Ø A : 90,04 Ø C : H : L : 178,00 F :			Montaj Yüksekliği
 28,00 x 69,00 x 16,00								

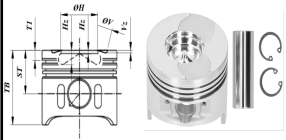



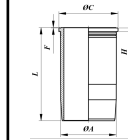










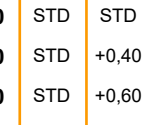
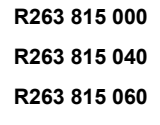
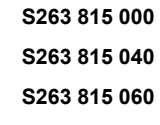







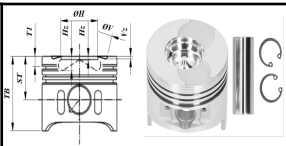


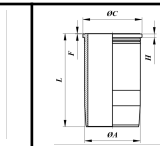








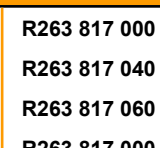
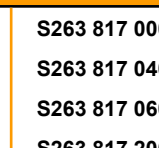







**FIAT P263 812 Ø86,40**

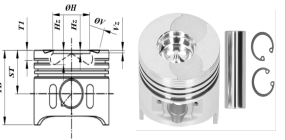



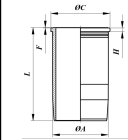









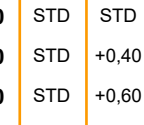

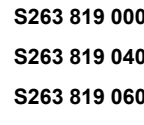









 <p><b>Ø86,4</b></p> <p>S 4</p> <p><b>Benzin Engine : 178 B3.000 Euro2 / 182 A4.000 Euro2 / 182 A6.000 Euro 2 / 185 A3.000 Euro 2</b></p> <p><b>182B6000</b></p> <p>1581 cm<sup>3</sup>, 103 PS 16v Brava 1.6 16v, Marea 1.6 16v, Palo 1.6 16v, Siena 1.6 16v, Albea 1.6 16v 1998 - ...</p>	<p><b>P263 812 000</b> STD STD <b>R263 812 000</b> <b>S263 812 000</b></p> <p><b>P263 812 040</b> STD +0,40 <b>R263 812 040</b> <b>S263 812 040</b></p>						
	<p><b>ST :</b> 34,17</p> <p><b>TB :</b> 59,43</p> <p><b>ØH :</b> 64,50</p> <p><b>Hz :</b> 0,30</p> <p><b>Hx/y :</b> 0,00 0,00</p> <p><b>ØV :</b> 32,00 32,00</p> <p><b>Vz :</b> -2,80 -2,80</p> <p><b>T1 :</b> 6,00</p>	<p><b>R04</b>  1,50 SR</p> <p><b>R10</b>  1,50 SR</p> <p><b>R38</b>  3,00 SR</p>					
 <p>22,00 x 56,00 x 13,00</p>							Montaj Yüksekliği

**FIAT P263 813 Ø86,40**






 <p><b>Ø86,4</b></p> <p>S 4</p> <p><b>Benzin Engine :</b></p>	<p><b>P263 813 000</b> STD STD <b>R263 813 000</b> <b>S263 813 000</b></p> <p><b>P263 813 060</b> STD +0,60 <b>R263 813 060</b> <b>S263 813 060</b></p> <p><b>P263 813 011</b> STD +1,10 <b>R263 813 011</b> <b>S263 813 011</b></p> <p><b>P263 813 0</b> STD +1,60 <b>R263 813 0</b> <b>S263 813 0</b></p>						
	<p><b>ST :</b> 28,20</p> <p><b>TB :</b> 49,60</p> <p><b>ØH :</b></p> <p><b>Hz :</b></p> <p><b>Hx/y :</b></p> <p><b>ØV :</b> 48,00 48,00</p> <p><b>Vz :</b> -4,00 -4,00</p> <p><b>T1 :</b> 4,00</p>	<p><b>R02</b>  1,50 SR</p> <p><b>R26</b>  1,75 SR</p> <p><b>R35</b>  3,00 SR</p>					
 <p>22,00 x 56,50 x 15,00</p>							






FIAT		P263 814				Ø86,40		
       	<b>P263 814 000</b> <b>P263 814 040</b> <b>P263 814 060</b>	STD STD STD	STD +0,40 +0,60	<b>R263 814 000</b> <b>R263 814 040</b> <b>R263 814 060</b>	<b>S263 814 000</b> <b>S263 814 040</b> <b>S263 814 060</b>	<b>L263 806 000</b>	STD	<b>K263 814 000</b>
	 <p><b>Ø86,4</b></p> <p>S 6</p> <p>Benzin Engine : <b>M202PB.15.A</b> 1581 cc 72 kW (96 Ps) Tipo, Tempra 1.6 SX, Tipo, Tempra 1.6 SXA, Tipo, Tempra 1.6 SX AK 1990-...</p>	ST : 33,30 TB : 65,30 ØH : 71,00 Hz : -2,30 Hx/y : 0,00    0,00 ØV : 41,00    41,00 Vz : -3,20    -3,20 T1 : 6,25	<b>R02</b>  1,50 SR <b>R26</b>  1,75 SR <b>R35</b>  3,00 SR.R	Type : DS Coating : Ø A : 90,00 Ø C : 91,00 H : 5,00 L : 127,00 F :		Montaj Yüksekliği		
 <p>22,00 x 63,00 x 13,00</p>								
FIAT		P263 815				Ø86,40		
   	<b>P263 815 000</b> <b>P263 815 040</b> <b>P263 815 060</b>	STD STD STD	STD +0,40 +0,60	<b>R263 815 000</b> <b>R263 815 040</b> <b>R263 815 060</b>	<b>S263 815 000</b> <b>S263 815 040</b> <b>S263 815 060</b>			
	 <p><b>Ø86,4</b></p>	ST : 33,30 TB : 65,30 ØH : 71,00 Hz : -2,30 Hx/y : 0,00    0,00 ØV : 41,00    41,00 Vz : -3,20    -3,20 T1 : 6,50	<b>R01</b>  1,50 SR <b>R26</b>  1,75 SR <b>R38</b>  3,00 SR.R		Montaj Yüksekliği			
 <p>22,00 x 63,00 x 13,00</p>								

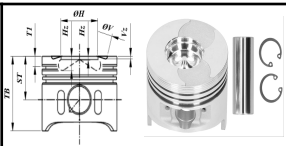


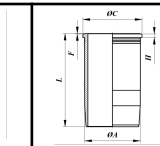









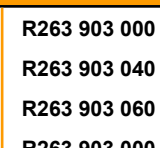

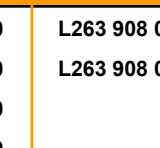

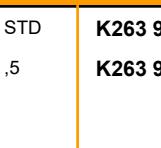





FIAT		P263 816				Ø88,00		
     	 <p><b>Ø88</b></p> <p>RC,OCP,YP,T</p> <p>4</p> <p>Diesel Engine: DUCATO 2.3 D</p> <p><b>F1 AE 0481 D Euro 4, F1 AE 0481 F Euro 4, F1 AE 0481 G Euro 4, F1 AE 0481 H Euro 4, F1 AE 0481 M Euro 3/4, F1 AE 0481 R Euro 4, F1 AE 0481 U Euro 4 F1 AE 0481 V Euro 4</b></p> <p>4-Cyl. 2286cc 88 KW (120 PS) 19:1</p> <p>Ducato Box 120</p> <p>Multijet 2,3 D, Ducato Bus 120 Multijet 2,3 D, Ducato Platform / Chassis 120 M 2006...</p>	<p><b>P263 816 000</b> STD STD</p> <p><b>P263 816 040</b> STD +0,40</p> <p><b>P263 816 060</b> STD +0,60</p> <p><b>P263 816 200</b> -0,20 STD</p> <p><b>P263 816 240</b> -0,20 +0,40</p> <p><b>P263 816 260</b> -0,20 +0,60</p>	<p><b>R263 816 000</b></p> <p><b>R263 816 040</b></p> <p><b>R263 816 060</b></p> <p><b>R263 816 000</b></p> <p><b>R263 816 040</b></p> <p><b>R263 816 060</b></p>	<p><b>S263 816 000</b></p> <p><b>S263 816 040</b></p> <p><b>S263 816 060</b></p> <p><b>S263 816 200</b></p> <p><b>S263 816 240</b></p> <p><b>S263 816 260</b></p>				
	<p>ST : 57,00</p> <p>TB : 84,00</p> <p>ØH : 50,00</p> <p>Hz : -13,75 -4,25</p> <p>Hx/y : 0,00 0,00</p> <p>ØV :</p> <p>Vz :</p> <p>T1 : 8,10</p>	<p><b>R16</b>  2,50 TR15°</p> <p><b>R06</b>  2,00 SR</p> <p><b>R35</b>  2,50 SR.R</p>						
 <p>31,00 x 67,00 x 15,00</p>								<p><b>Montaj Yüksekliği</b></p> <p>1,10 mm conta ile 0,30 / 0,40</p> <p>1,20 mm conta ile 0,40 / 0,50</p> <p>1,30 mm conta ile 0,50 / 0,60</p>
FIAT		P263 817				Ø88,00		
    	 <p><b>Ø88</b></p> <p>RC,OCP,T</p> <p>4</p> <p>Diesel Engine: Ducato Box 2.3 JTD, Ducato, Bus 2.3 JTD, Ducato Platform/Chassis 2.3 JTD</p> <p><b>F1 AE 0481 A Euro 3 / F1 AE 0481 B Euro 3 / F1 AE 0481 C Euro 3</b></p> <p>R 4 Diesel 2286 cc 81 kW (110 PS)</p> <p>Ducato Box 2.3 JTD, Ducato Bus 2.3 JTD, Ducato Platform / Chassis 2,3 J 2002-...</p>	<p><b>P263 817 000</b> STD STD</p> <p><b>P263 817 040</b> STD +0,40</p> <p><b>P263 817 060</b> STD +0,60</p> <p><b>P263 817 200</b> -0,20 STD</p> <p><b>P263 817 240</b> -0,20 +0,40</p> <p><b>P263 817 260</b> -0,20 +0,60</p>	<p><b>R263 817 000</b></p> <p><b>R263 817 040</b></p> <p><b>R263 817 060</b></p> <p><b>R263 817 000</b></p> <p><b>R263 817 040</b></p> <p><b>R263 817 060</b></p>	<p><b>S263 817 000</b></p> <p><b>S263 817 040</b></p> <p><b>S263 817 060</b></p> <p><b>S263 817 200</b></p> <p><b>S263 817 240</b></p> <p><b>S263 817 260</b></p>				
	<p>ST : 57,00</p> <p>TB : 84,00</p> <p>ØH : 38,00</p> <p>Hz : -18,10 -13,00</p> <p>Hx/y : 0,00 0,00</p> <p>ØV :</p> <p>Vz :</p> <p>T1 : 8,60</p>	<p><b>R16</b>  2,50 TR15°</p> <p><b>R06</b>  2,00 SR</p> <p><b>R35</b>  2,50 SR.R</p>						
 <p>31,00 x 67,00 x 15,00</p>								

FIAT		P263 818				Ø88,00		
       	<b>P263 818 000</b> <b>P263 818 040</b> <b>P263 818 060</b> <b>P263 818 200</b> <b>P263 818 240</b> <b>P263 818 260</b>	STD STD STD -0,20 -0,20 -0,20	STD +0,40 +0,60 STD +0,40 +0,60	<b>R263 818 000</b> <b>R263 818 040</b> <b>R263 818 060</b> <b>R263 818 000</b> <b>R263 818 040</b> <b>R263 818 060</b>	<b>S263 818 000</b> <b>S263 818 040</b> <b>S263 818 060</b> <b>S263 818 200</b> <b>S263 818 240</b> <b>S263 818 260</b>			
	<b>Ø88</b> RC, OCP, YP, T 4 Diesel Engine: Ducato 2,3, Ducato 110 Multijet 2,3 D - Ducato 130 Multijet 2,3 D <b>F1AE3481D -</b> <b>F1AE3481E -</b> <b>F1AE3481G</b> <b>C 13 - F1A</b> <b>Euro5 -</b> <b>F1AFL411A/B/C</b> <b>Euro5</b> R 4 Diesel 2300 cc 96 kW 129 2013-...	ST : 57,00 TB : 84,00 ØH : 49,21 Hz : -14,30 -2,00 Hx/y : 0,00 0,00 ØV : Vz : T1 : 8,40	<b>R11</b>  2,50 ETR7° <b>R06</b>  2,00 SR <b>R35</b>  2,50 SR.R					
								
	31,00 x 67,00 x 15,00							
								Montaj Yüksekliği
FIAT		P263 819				Ø88,00		
       	<b>P263 819 000</b> <b>P263 819 040</b> <b>P263 819 060</b> <b>P263 819 200</b> <b>P263 819 240</b>	STD STD STD -0,20 -0,20	STD +0,40 +0,60 STD +0,40	<b>R263 819 000</b> <b>R263 819 040</b> <b>R263 819 060</b> <b>R263 819 000</b> <b>R263 819 040</b>	<b>S263 819 000</b> <b>S263 819 040</b> <b>S263 819 060</b> <b>S263 819 200</b> <b>S263 819 240</b>			
	<b>Ø88</b>	ST : 57,00 TB : 84,00 ØH : 49,21 Hz : -14,30 -2,00 Hx/y : 0,00 0,00 ØV : Vz : T1 : 8,40	<b>R16</b>  2,50 TR15° <b>R07</b>  2,00 SR <b>R35</b>  2,50 SR.R					
								
	31,00 x 67,00 x 15,00							
								Montaj Yüksekliği













FIAT		P263 820				Ø88,00		
 <p><b>Ø88</b></p> <p>RC,OCP,T</p> <p>4</p> <p>Diesel Engine : Ducato 2.3 Euro 6</p>	<b>P263 820 000</b>	STD	STD	<b>R263 820 000</b>	<b>S263 820 000</b>			
	<b>P263 820 040</b>	STD	+0,40	<b>R263 820 040</b>	<b>S263 820 040</b>			
	<b>P263 820 060</b>	STD	+0,60	<b>R263 820 060</b>	<b>S263 820 060</b>			
	<b>P263 820 200</b>	-0,20	STD	<b>R263 820 000</b>	<b>S263 820 200</b>			
	<b>P263 820 240</b>	-0,20	+0,40	<b>R263 820 040</b>	<b>S263 820 240</b>			
	<b>ST :</b>	57,00		<b>R16</b>	 2,50	TR15°		
	<b>TB :</b>	84,00		<b>R06</b>	 2,00	SR		
	<b>ØH :</b>	50,11		<b>R35</b>	 2,50	SR.R		
	<b>Hz :</b>	-13,75	-4,50					
	<b>Hx/y :</b>	0,00	0,00					
	<b>ØV :</b>							
	<b>Vz :</b>							Montaj Yüksekliği
	<b>T1 :</b>	8,40						
								
	31,00 x 67,00 x 15,00							

FIAT		P263 901				Ø93,00		
 <p><b>Ø93</b></p> <p>RC,SP</p> <p>4</p> <p>Diesel Engine : Cromia 2500 D, Ducato Box 2,5 D, Ducato Box 2,5 D 4x4, Ducato Panorama 2,5 D, Ducato Platform/Chassis 2,5 D</p> <p><b>8144 67 /</b> <b>8144.67.2500</b> 2499 cm<sup>3</sup> , 55 kW (75 PS),22:1 Cromia D,Ducato 14/18 1985...1994 Cromia 2500 D Ducato Box 2.5 D</p>	<b>P263 901 000</b>	STD	STD	<b>R263 901 000</b>	<b>S263 901 000</b>	<b>L263 907 000</b>	STD	<b>K263 901 000</b>
	<b>P263 901 040</b>	STD	+0,40	<b>R263 901 040</b>	<b>S263 901 040</b>	<b>L263 907 001</b>	Ø A : ,04	<b>K263 901 001</b>
	<b>P263 901 060</b>	STD	+0,60	<b>R263 901 060</b>	<b>S263 901 060</b>	<b>L263 907 002</b>	Ø A :	<b>K263 901 002</b>
						<b>L263 907 003</b>	Ø A :	<b>K263 901 003</b>
	<b>ST :</b>	54,00		<b>R01</b>	 3,00	SR		
	<b>TB :</b>	88,00		<b>R26</b>	 2,00	SR		
	<b>ØH :</b>			<b>R35</b>	 3,00	SR.R		
	<b>Hz :</b>	-2,20				<b>Type :</b>	DS	
	<b>Hx/y :</b>	-14,90				<b>Coating :</b>		
	<b>ØV :</b>					Ø A :	96,00	
	<b>Vz :</b>					Ø C :	98,90	
	<b>T1 :</b>	15,65				H :	5,00	
						L :	167,30	
						F :		
								Montaj Yüksekliği
	32,00 x 75,00 x 19,00							

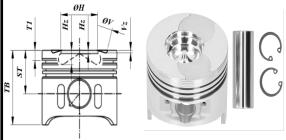


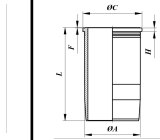







FIAT		P263 902				Ø94,00			
      	 <p><b>Ø94</b></p> <p>EP 4 Diesel Engine:</p>	P263 902 000	STD	STD	R263 902 000	S263 902 000			
	<p>ST : 47,85</p> <p>TB : 85,50</p> <p>ØH :</p> <p>H<sub>z</sub> : -3,15    -3,85</p> <p>Hx/y :</p> <p>ØV :</p> <p>Vz :</p> <p>T1 : 13,00</p>	<p>R16  3,00 TR15°</p> <p>R21  2,00 SR</p> <p>R35  4,00 SR.R</p>							
	 <p>30,00 x 75,00 x 16,00</p>							Montaj Yüksekliği	
FIAT		P263 903				Ø94,40			
     	 <p><b>Ø94,4</b></p> <p>RC,OCP,YP,T 4 Diesel Engine : 8140.43 <b>8140.23.2585 /</b> <b>8140.43.2585</b> 2800 cm<sup>3</sup>, 85 kW (115 PS), 18,5:1 Sofim Turbo, Intercooler Ducato 2.8 TD 1996 - ...</p>	P263 903 000	STD	STD	R263 903 000	S263 903 000	L263 908 000	STD	K263 903 000
	<p>P263 903 040</p> <p>P263 903 060</p> <p>P263 903 200</p>	<p>STD +0,40</p> <p>STD +0,60</p> <p>-0,20 STD</p>	<p>R263 903 040</p> <p>R263 903 060</p> <p>R263 903 000</p>	<p>S263 903 040</p> <p>S263 903 060</p> <p>S263 903 200</p>	<p>L263 908 001</p>	<p>Ø A : ,5</p>	<p>K263 903 001</p>		
	<p>ST : 58,75</p> <p>TB : 87,60</p> <p>ØH : 39,50</p> <p>H<sub>z</sub> : -19,40    -15,40</p> <p>Hx/y : -3,50    3,50</p> <p>ØV :</p> <p>Vz :</p> <p>T1 : 9,50</p>	<p>R16  2,50 TR15°</p> <p>R06  2,00 SR</p> <p>R35  2,50 SR.R</p>	<p>Type : DS</p> <p>Coating :</p> <p>Ø A : 97,50</p> <p>Ø C : 100,90</p> <p>H : 5,00</p> <p>L : 167,00</p> <p>F :</p>				Montaj Yüksekliği		
 <p>32,00 x 72,00 x 16,00</p>							+0,40 / +0,50 (1,20mm conta ile) +0,51 / +0,60 (1,30mm conta ile) +0,61 / +0,70 (1,40mm conta ile)		



FIAT		P263 904				Ø94,40		
 <p><b>Ø94,4</b></p> <p>RC,OCP,YP,T</p> <p>4</p> <p>Diesel Engine :</p> <p><b>8140.43N, Euro3</b> 4 Cyl. 2800 cm³, 107 kW (146 PS), 18,5:1 Ducato 2.8 JTD, Ducato 2.8 JTD POWER</p> <p><b>8140.43S, Sofim Hp 125 TCA, Euro3</b> 4-Cyl. 2798 cm³ 92 kW (125 PS), 18,5:1 Turbo LLK, 8 Ventile Ducato 2.8 JTD Ducato 2.8 JTD 11/2000...07/2006 Peugeot, Citroen, Fiat</p>	<p><b>P263 904 000</b> STD STD</p> <p><b>P263 904 040</b> STD +0,40</p> <p><b>P263 904 060</b> STD +0,60</p> <p><b>P263 904 200</b> -0,20 STD</p>			<p><b>R263 904 000</b></p> <p><b>R263 904 040</b></p> <p><b>R263 904 060</b></p> <p><b>R263 904 000</b></p>	<p><b>S263 904 000</b></p> <p><b>S263 904 040</b></p> <p><b>S263 904 060</b></p> <p><b>S263 904 200</b></p>	<p><b>L263 909 000</b></p>	<p>STD</p>	<p><b>K263 904 000</b></p>
	<p>ST : 58,75</p> <p>TB : 87,60</p> <p>ØH : 39,30</p> <p>Hz : -21,40 -17,60</p> <p>Hx/y : -3,50 3,00</p> <p>ØV :</p> <p>Vz :</p> <p>T1 : 9,50</p>	<p><b>R16</b>  2,50 TR15°</p> <p><b>R26</b>  2,00 SR</p> <p><b>R35</b>  2,50 SR.R</p>	<p>Type : DS</p> <p>Coating :</p> <p>Ø A : 97,50</p> <p>Ø C : 100,90</p> <p>H : 5,00</p> <p>L : 167,00</p> <p>F :</p>	<p><b>Montaj Yüksekliği</b></p> <p>1,20 mm conta ile + 0,40 / + 0,50</p> <p>1,30 mm conta ile + 0,51 / + 0,60</p> <p>1,40 mm conta ile + 0,61 / + 0,70</p> <p>1,50 mm conta ile + 0,71 / + 0,80</p>				
 <p>32,00 x 72,00 x 16,00</p>								







FIAT		P263 905				Ø94,40		
 <p><b>Ø94,4</b></p> <p>RC,EP,YP,T</p> <p>4</p> <p>Diesel Engine :</p> <p><b>8140.63.3700 Euro 2 ;</b> Sofim Engine, Ducato 14 2.8 D, Ducato Maxi 2.8D</p> <p>4-Cyl. 2798 cc 64 Kw 87 PS 1998-1999</p> <p>Iveco, Peugeot, Citroen</p>	<p><b>P263 905 000</b> STD STD</p> <p><b>P263 905 040</b> STD +0,40</p> <p><b>P263 905 060</b> STD +0,60</p>			<p><b>R263 905 000</b></p> <p><b>R263 905 040</b></p> <p><b>R263 905 060</b></p>	<p><b>S263 905 000</b></p> <p><b>S263 905 040</b></p> <p><b>S263 905 060</b></p>	<p><b>L263 910 000</b></p> <p><b>L263 910 001</b></p> <p><b>L263 910 002</b></p> <p><b>L263 910 003</b></p>	<p>STD</p> <p>Ø A : ,5</p> <p>Ø A : ,2</p> <p>Ø A : ,2</p>	<p><b>K263 905 000</b></p> <p><b>K263 905 001</b></p> <p><b>K263 905 002</b></p> <p><b>K263 905 003</b></p>
	<p>ST : 55,00</p> <p>TB : 90,00</p> <p>ØH :</p> <p>Hz : -1,70 -2,70</p> <p>Hx/y : 16,00 6,00</p> <p>ØV :</p> <p>Vz :</p> <p>T1 : 8,60</p>	<p><b>R16</b>  3,00 TR15°</p> <p><b>R26</b>  2,00 SR</p> <p><b>R35</b>  2,50 SR.R</p>	<p>Type : DS</p> <p>Coating :</p> <p>Ø A : 97,50</p> <p>Ø C : 100,90</p> <p>H : 5,00</p> <p>L : 167,00</p> <p>F :</p>	<p><b>Montaj Yüksekliği</b></p> <p>+0,40 / +0,50 (1,20mm conta ile)</p> <p>+0,51 / +0,60 (1,30mm conta ile)</p> <p>+0,61 / +0,70 (1,40mm conta ile)</p>				
 <p>32,00 x 68,00 x 18,00</p>								

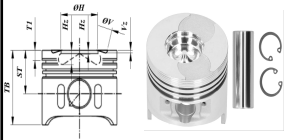



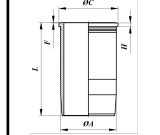







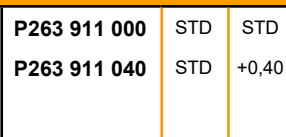







FIAT		P263 906				Ø94,40			
     	 <b>Ø94,4</b> RC,OCP,YP,S 6 Diesel Engine : <b>8140.23.3700-3761</b> <b>-3801,Euro 2,</b> <b>Sofim</b> 2798 cm³,76 kW (103 PS),18,5:1 Ducato 2.8 TD 8140.43.2585-3700-3731,Euro 2, Sofim 2798 cm³ 85-90 kW (115 -122 PS),18,5:1 Ducato 2.8 TD Intercooler 2572279 1996...12/1997	<b>P263 906 000</b> <b>P263 906 040</b> <b>P263 906 060</b>	STD STD STD	STD +0,40 +0,60	<b>R263 906 000</b> <b>R263 906 040</b> <b>R263 906 060</b>	<b>S263 906 000</b> <b>S263 906 040</b> <b>S263 906 060</b>	<b>L263 908 000</b>	STD	<b>K263 906 000</b>
	ST : 58,75 TB : 96,75 ØH : 39,50 Hz : -19,35 -15,25 Hx/y : -3,60 3,00 ØV : Vz : T1 : 9,20	 32,00 x 78,00 x 15,00	<b>R16</b>  3,00 TR15° <b>R06</b>  2,00 SR <b>R35</b>  3,00 SR.R	<b>Type</b> : DS <b>Coating</b> : ØA : 97,50 ØC : 100,90 H : 5,00 L : 167,00 F :	<b>Montaj Yüksekliği</b> 1,20 mm conta ile + 0,40 / + 0,50 1,30 mm conta ile + 0,51 / + 0,60 1,40 mm conta ile + 0,61 / + 0,70 1,50 mm conta ile + 0,71 / + 0,80				
FIAT		P263 907				Ø94,40			
<b>Ø94,4</b>	<b>P263 907 000</b>	STD	STD	<b>R263 907 000</b>	<b>S263 907 000</b>				
	ST : TB : ØH : Hz : Hx/y : ØV : Vz : T1 :	x	x						<b>Montaj Yüksekliği</b>








FIAT				P263 908		Ø94,40		
<b>Ø94,4</b>	<b>P263 908 000</b>	STD	STD	<b>R263 908 000</b>	<b>S263 908 000</b>			
	<b>ST :</b> <b>TB :</b> <b>ØH :</b> <b>Hz :</b> <b>Hx/y :</b> <b>ØV :</b> <b>Vz :</b> <b>T1 :</b>							<b>Montaj Yüksekliği</b>
	x	x						

FIAT				P263 909		Ø95,00		
 <p style="text-align: center;"><b>Ø95</b></p> <p style="text-align: center;">S</p> <p style="text-align: center;">2/3/4/6</p> <p><b>Diesel Engine :</b>  <b>802.000 / 8020.001</b>                      / 8025.01 R 2 1560 cm³ 18 kw                      (25PS) 17:1 1966...1971  <b>803.000 / 8020.01 /</b>  <b>8035.01</b> 2340 cm³ 28 - 35                      kw (38-48 PS) 17:1                      01.1968...03.1986  <b>804.000 / 8040.001</b>                      / 8045.01 3120 cm³ 51 kw (70                      PS) 17:1 1966...1971  <b>806.000 / 8060.01 /</b>                      8065.01.000 4678 cm³ 66-81 kw                      (90-110 PS) 17:1                      UTB</p>	<b>P263 909 000</b>	STD	STD	<b>R263 909 000</b>	<b>S263 909 000</b>	<b>L263 911 000</b>	STD	<b>K263 909 000</b>
	<b>P263 909 010</b>	STD	+0,10	<b>R263 909 010</b>	<b>S263 909 010</b>	<b>L263 912 000</b>	Ø A :	<b>K263 909 001</b>
	<b>P263 909 020</b>	STD	+0,20	<b>R263 909 020</b>	<b>S263 909 020</b>			
	<b>P263 909 040</b>	STD	+0,40	<b>R263 909 040</b>	<b>S263 909 040</b>			
	<b>P263 909 060</b>	STD	+0,60	<b>R263 909 060</b>	<b>S263 909 060</b>			
	<b>P263 909 080</b>	STD	+0,80	<b>R263 909 080</b>	<b>S263 909 080</b>			
	<b>P263 909 001</b>	STD	+1,00	<b>R263 909 001</b>	<b>S263 909 001</b>			
					<b>S263 909 001</b>			
	<b>ST :</b> 59,65 <b>TB :</b> 101,15 <b>ØH :</b> 42,50 <b>Hz :</b> -23,50    14,00 <b>Hx/y :</b> -5,00    0,00 <b>ØV :</b> <b>Vz :</b> <b>T1 :</b> 19,50			<b>R02</b>  2,50 SR <b>R07</b>  2,50 SR <b>R35</b>  5,50 SR		<b>Type :</b> DS <b>Coating :</b> <b>Ø A :</b> 99 <b>Ø C :</b> <b>H :</b> <b>L :</b> 187,5 <b>F :</b>		<b>Montaj Yüksekliği</b> + 0,46 / + 0,79
	 32,00 x 82,00 x 18,00							






FIAT		P263 910				Ø95,80			
      	 <p><b>Ø95,8</b></p> <p>RC,OCP,YP,T</p> <p>4</p> <p>Diesel Engine: F1CE 0481 HA Euro4 F1CE 0481 HC Euro4 F1C Euro4 4 Cyl. 2998 cc 105 Kw (146 Ps) 18:1 160 Multijet 3,0 D DUCATO Box</p>	<b>P263 910 000</b> <b>P263 910 040</b> <b>P263 910 060</b>	STD STD +0,40 STD +0,60	STD STD +0,40 STD +0,60	<b>R263 910 000</b> <b>R263 910 040</b> <b>R263 910 060</b>	<b>S263 910 000</b> <b>S263 910 040</b> <b>S263 910 060</b>			
	<p>ST : 63,00</p> <p>TB : 93,50</p> <p>ØH : 50,50</p> <p>Hz : -16,00 -5,00</p> <p>Hx/y : 0,00 0,00</p> <p>ØV :</p> <p>Vz :</p> <p>T1 : 9,60</p>	<p>R16  2,50 TR15°</p> <p>R06  2,00 SR</p> <p>R35  2,50 SR.R</p>							
 <p>36,00 x 80,00 x 17,00</p>									Montaj Yüksekliği
FIAT		P263 911				Ø99,00			
  <p><b>Ø99</b></p> <p>RC</p> <p>4</p> <p>Diesel Engine : F32 AM Euro 3 - F32 GE Euro 3 - F32 GEF Euro 3 - F32 MNS Euro 3 - F32 MNSX Euro 3 - F32 MNT Euro 3 F32 MNTX Euro 3 - F32 TM1X Euro 3 - F5 C Euro 3 - F5 CE Euro 3</p>	<b>P263 911 000</b> <b>P263 911 040</b>	STD STD +0,40	STD STD +0,40	<b>R263 911 000</b> <b>R263 911 040</b>	<b>S263 911 000</b> <b>S263 911 040</b>				
	<p>ST : 62,50</p> <p>TB : 93,00</p> <p>ØH : 50,00</p> <p>Hz : -19,90 -7,50</p> <p>Hx/y : 3,00 1,00</p> <p>ØV :</p> <p>Vz :</p> <p>T1 : 10,00</p>	<p>R16  2,50 TR15°</p> <p>R06  2,00 SR</p> <p>R35  2,50 SR.R</p>							
 <p>36,00 x 81,00 x 18,00</p>									

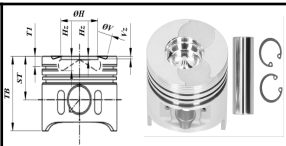



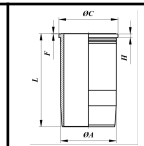






















<b>FIAT</b>	<b>P263 912</b>	<b>Ø99,00</b>
-------------	-----------------	---------------






 <p style="text-align: center;"><b>Ø99</b></p> <p style="text-align: center;">RC</p> <p style="text-align: center;">4</p> <p><b>Diesel Engine :</b> F5AE5484A - F5AE5484B - F5AE5484C - F5AE9454D - F5AE9454F - F5AE9454G - F5AE9454H - F5AE9454I - F5AE9454J - F5AE9454K - F5AE9454L - F5AE9484A - F5AE9484B - F5AE9484C - F5AE9484M - F5CE5454C - F5CE5454G</p>	<b>P263 912 000</b>	STD	STD	<b>R263 912 000</b>	<b>S263 912 000</b>			
	<b>P263 912 040</b>	STD	+0,40	<b>R263 912 040</b>	<b>S263 912 040</b>			
	<b>ST :</b> 62,50 <b>TB :</b> 93,00 <b>ØH :</b> 50,00 <b>H<sub>z</sub> :</b> -19,90    -6,30 <b>H<sub>x/y</sub> :</b> 1,50    0,50 <b>ØV :</b> <b>V<sub>z</sub> :</b> <b>T1 :</b> 10,00		<b>R16</b>  2,50 TR15° <b>R06</b>  2,00 SR <b>R35</b>  2,50 SR.R					
	 36,00 x 81,00 x 18,00						<b>Montaj Yüksekliği</b>	






<b>FIAT</b>	<b>P263 913</b>	<b>Ø99,00</b>
-------------	-----------------	---------------

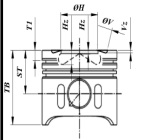



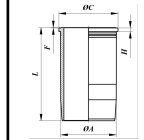









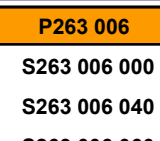







 <p style="text-align: center;"><b>Ø99</b></p> <p style="text-align: center;">RC,T</p> <p><b>Diesel Engine :</b></p>	<b>P263 913 000</b>	STD	STD	<b>R263 913 000</b>	<b>S263 913 000</b>			
	<b>P263 913 040</b>	STD	+0,40	<b>R263 913 040</b>	<b>S263 913 040</b>			
	<b>ST :</b> 59,75 <b>TB :</b> 90,20 <b>ØH :</b> 57,66 <b>H<sub>z</sub> :</b> -15,30    -5,50 <b>H<sub>x/y</sub> :</b> 0,00    0,00 <b>ØV :</b> <b>V<sub>z</sub> :</b> <b>T1 :</b> 10,00		<b>R16</b>  2,50 TR15° <b>R06</b>  2,00 SR <b>R35</b>  2,50 SR.R					
	 36,00 x 81,00 x 18,00						<b>Montaj Yüksekliği</b>	

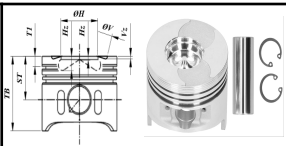


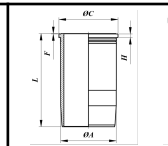








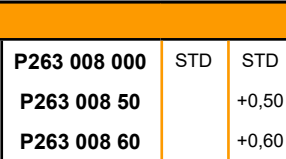

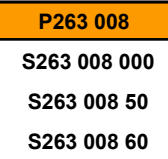
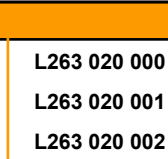
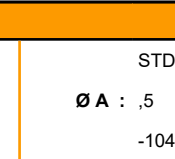
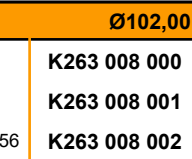





FIAT		P263 001				Ø100,00			
       	 <b>Ø100</b> S 2/3/4/6 Diesel Engine : <b>8025.02</b> / R 2, 1728 cm <sup>3</sup> , 24 kW (33 PS), 17:1 / 300 / 350 / 355 - 1973... <b>8035.02</b> / 8030.02, R 3, 2592 cm <sup>3</sup> , 33 - 46 kW (45 - 63 PS), 17:1 / FL 4 / AD 4 / 616 N3 / 400 / 440 / 505 C / FL 4C / C 8050 / C 8060 / AD 4 <b>8045.02</b> / 8040.02, R 4, 3456 cm <sup>3</sup> , 44 - 60 kW (60 - 82 PS), 17:1 / 50 NC-A / 625 PC / 625 N3 A-B-C / 616 N4 / 40 NC / 600 / 605 / 616N 3 / 640 / CS / 670 F <b>8065.02</b> / 8060.02, R 6, 5184 cm <sup>3</sup> , 74 - 90 kW (101 - 122 PS), 17:1 / 1000 / 80 NC / 80 NT / 80 NR / 90 NC / 90 PC / 110 NC / 110 NR / 110 F 12 / M 112	<b>P263 001 000</b> STD STD <b>P263 001 040</b> STD +0,40 <b>P263 001 060</b> STD +0,60 <b>P263 001 001</b> STD +1,00	<b>R263 001 000</b> <b>R263 001 040</b> <b>R263 001 060</b> <b>R263 001 001</b>	<b>S263 001 000</b> <b>S263 001 040</b> <b>S263 001 060</b> <b>S263 001 001</b>	<b>L263 013 000</b> <b>L263 014 000</b> <b>L263 015 000</b> <b>L263 016 000</b>	STD Ø A : ,08 Ø C : Ø C :	<b>K263 001 000</b> <b>K263 001 001</b> <b>K263 001 002</b> <b>K263 001 003</b>		
	ST : 59,65 TB : 101,15 ØH : 47,00 Hz : -23,65 -13,40 Hx/y : 0,00 0,00 ØV : Vz : T1 : 19,60	 2,50 SR  2,50 SR  5,50 SR	Type : DS Coating : Ø A : 103 Ø C : H : L : 187 F :	Montaj Yüksekliği + 0,46 / + 0,79					
 32,00 x 84,00 x 18,00									
FIAT		P263 002				Ø100,00			
       	<b>P263 002 000</b> STD STD <b>P263 002 040</b> STD +0,40 <b>P263 002 060</b> STD +0,60 <b>P263 002 001</b> STD +1,00	<b>R263 002 000</b> <b>R263 002 040</b> <b>R263 002 060</b> <b>R263 002 001</b>	<b>S263 002 000</b> <b>S263 002 040</b> <b>S263 002 060</b> <b>S263 002 001</b>						
	ST : 59,65 TB : 101,15 ØH : 47,00 Hz : -23,65 -13,40 Hx/y : 0,00 0,00 ØV : Vz : T1 : 19,60	 2,50 SR  2,50 SR  5,50 SR	Montaj Yüksekliği						
 32,00 x 84,00 x 18,00									










FIAT		P263 003				Ø100,00		
 <p><b>Ø100</b></p> <p>S</p> <p>2/3/4/6</p> <p>Diesel Engine :  <b>8040.02,000</b>  <b>008201/477 5035</b>  R 4, 3456 cm³, 17:1  40 NC 1973...  35 NC  50 NC Otoyol</p>	<b>P263 003 000</b>	STD	STD	<b>R263 003 000</b>	<b>S263 003 000</b>	<b>L263 017 000</b>	STD	<b>K263 003 000</b>
	<b>P263 003 020</b>	STD	+0,20	<b>R263 003 020</b>	<b>S263 003 020</b>	<b>L263 017 001</b>	Ø A : ,5	<b>K263 003 001</b>
	<b>P263 003 040</b>	STD	+0,40	<b>R263 003 040</b>	<b>S263 003 040</b>	<b>L263 017 002</b>	-103	<b>K263 003 002</b>
	<b>P263 003 060</b>	STD	+0,60	<b>R263 003 060</b>	<b>S263 003 060</b>			
	<b>ST :</b>	59,65		<b>R01</b>	 2,50 SR	<b>Type :</b>	DS	
	<b>TB :</b>	101,15		<b>R26</b>	 2,50 SR	<b>Coating :</b>		
	<b>ØH :</b>	47,10		<b>R35</b>	 4,00 SR.R	<b>Ø A :</b>	103	
	<b>Hz :</b>	-23,70	-13,50			<b>Ø C :</b>		
	<b>Hx/y :</b>	0,00	0,00			<b>H :</b>		
	<b>ØV :</b>					<b>L :</b>	187,5	
	<b>Vz :</b>					<b>F :</b>		<b>Montaj Yüksekliği</b>
	<b>T1 :</b>	19,60						+ 0,365 / + 0,761
								
	34,00 x 84,00 x 19,00							

FIAT		P263 004				Ø100,00		
 <p><b>Ø100</b></p> <p>S</p> <p>3/4/6</p> <p>Diesel Engine :  <b>8035.06</b>, R 3, 2710 cm³, 40 kW (55 PS), 17:1 54.56  <b>8045.06</b>, R 4, 3613 cm³, 48 kW (65 PS), 17:1 Stationary engine  <b>8065.06</b>, R 6, 5818 cm³, 74 kW (100 PS), 17:1 Stationary engine  Tümosan Traktör</p>	<b>P263 004 000</b>	STD	STD	<b>R263 004 000</b>	<b>S263 004 000</b>	<b>L263 018 000</b>	STD	<b>K263 004 000</b>
	<b>P263 004 040</b>	STD	+0,40	<b>R263 004 040</b>	<b>S263 004 040</b>	<b>L263 018 001</b>	Ø A : ,5	<b>K263 004 001</b>
	<b>P263 004 060</b>	STD	+0,60	<b>R263 004 060</b>	<b>S263 004 060</b>	<b>L263 018 002</b>	Ø A : ,5	<b>K263 004 002</b>
	<b>P263 004 080</b>	STD	+0,80	<b>R263 004 080</b>	<b>S263 004 080</b>	<b>L263 018 003</b>	Ø A : ,5	<b>K263 004 003</b>
	<b>ST :</b>	65,10		<b>R01</b>	 2,50 SR	<b>Type :</b>	DS	
	<b>TB :</b>	108,50		<b>R21</b>	 2,50 SR	<b>Coating :</b>		
	<b>ØH :</b>	49,10		<b>R35</b>	 4,00 SR.R	<b>Ø A :</b>	103	
	<b>Hz :</b>	-22,70	-13,10			<b>Ø C :</b>		
	<b>Hx/y :</b>	0,00	0,00			<b>H :</b>		
	<b>ØV :</b>					<b>L :</b>	196	
	<b>Vz :</b>					<b>F :</b>		<b>Montaj Yüksekliği</b>
	<b>T1 :</b>	17,65						+ 0,365 / + 0,761
								
	38,10 x 85,10 x 19,00							






FIAT		P263 005				Ø100,00			
      	<b>P263 005 000</b> <b>P263 005 040</b> <b>P263 005 060</b> <b>P263 005 080</b>	STD STD STD STD	STD +0,40 +0,60 +0,80	<b>R263 005 000</b> <b>R263 005 040</b> <b>R263 005 060</b> <b>R263 005 080</b>	<b>S263 005 000</b> <b>S263 005 040</b> <b>S263 005 060</b> <b>S263 005 080</b>				
	<b>Ø100</b>	ST : 65,10 TB : 108,50 ØH : 49,10 Hz : -22,70    -13,10 Hx/y : 0,00    0,00 ØV : Vz : T1 : 17,65	<b>R01</b>  2,50 SR <b>R21</b>  2,50 SR <b>R35</b>  4,00 SR.R						Montaj Yüksekliği
									
	38,10 x 85,10 x 19,00								
FIAT		P263 006				Ø100,00			
      	<b>P263 006 000</b> <b>P263 006 040</b> <b>P263 006 060</b> <b>P263 006 080</b>	STD STD STD STD	STD +0,40 +0,60 +0,80	<b>R263 006 000</b> <b>R263 006 040</b> <b>R263 006 060</b> <b>R263 006 080</b>	<b>S263 006 000</b> <b>S263 006 040</b> <b>S263 006 060</b> <b>S263 006 080</b>				
	<b>Ø100</b>	ST : 65,10 TB : 108,50 ØH : 49,10 Hz : -22,70    -13,10 Hx/y : 0,00    0,00 ØV : Vz : T1 : 17,65	<b>R01</b>  2,50 SR <b>R21</b>  2,50 SR <b>R35</b>  5,50 SR.R						Montaj Yüksekliği
									
	38,10 x 85,10 x 19,00								






FIAT		P263 007				Ø100,00		
     	 <b>Ø100</b>  4 Diesel Engine : Tier YEŞİL MOTOR <b>8035,06</b> 2710 cm 41 kw (55 PS) 17:1, Tractor 54-56 <b>8045,06</b> 3613 cm 48 kw (65 PS) <b>8065,06</b> 5818 cm 73 kw (100 PS) 17:1 Baumaschine	<b>P263 007 000</b> STD STD <b>P263 007 060</b> STD +0,60	<b>R263 007 000</b> <b>R263 007 060</b>	<b>S263 007 000</b> <b>S263 007 060</b>	<b>L263 019 000</b>  	STD  <b>K263 007 000</b>		
	ST : 65,33 TB : 108,68 ØH : 48,20 Hz : -20,00 Hx/y : ØV : Vz : T1 :	 38,10 x 85,10 x 19,00	<b>R01</b>  2,50 <b>R21</b>  2,50 <b>R35</b>  4,00	Type : DS Coating : Ø A : 103 Ø C : H : L : 196 F :	Montaj Yüksekliği			
FIAT		P263 008				Ø102,00		
     	 <b>Ø102</b>  RC,OCP,YP,T 4/6 Diesel Engine : <b>F4AE</b> <b>0481 A Euro3</b> <b>Tector E17 /</b> <b>F4AE 0481 C Euro</b> <b>3 Tector E15 /</b> <b>F4AE 0681 A Euro</b> <b>3 Tector E28</b> <b>F4AE 0681 B</b> <b>Euro3 Tector E24</b> <b>/ F4AE 0681 D</b> <b>Euro 3 Tector E21</b> <b>/ F4AE 0681 C</b> <b>Euro 3 Tector E24</b> <b>TECTOR C. RAIL</b> <b>Euro 3</b> R 4/6 Diesel, 3920/5880cc, (150-130 / 210-240 PS), 2005...- 100 E 18 EuroCargo, 150 E 21 EuroCargo, 160 E 24 Euro Cargo, 180 E 28 EuroCargo, 220 E 21 EuroCargo, 250 E 24 EuroCargo, 130 E 15 EuroCargo, 85 E 13 EuroCargo, Eurobus 31.17, Eurobus 35.17 2005...-	<b>P263 008 000</b> STD STD <b>P263 008 50</b> +0,50 <b>P263 008 60</b> +0,60 <b>P263 008 01</b> +1,00	<b>R263 008 000</b> <b>R263 008 050</b> <b>R263 008 060</b> <b>R263 008 001</b>	<b>S263 008 000</b> <b>S263 008 50</b> <b>S263 008 60</b> <b>S263 008 01</b>	<b>L263 020 000</b> STD <b>L263 020 001</b> Ø A : ,5 <b>L263 020 002</b> -104,56	<b>K263 008 000</b> <b>K263 008 001</b> <b>K263 008 002</b>		
	ST : 71,40 TB : 105,30 ØH : 56,50 Hz : -18,50 -6,00 Hx/y : 0,00 0,00 ØV : Vz : 0,00 0,00 T1 : 8,50	 40,00 x 82,70 x 19,00	<b>R16</b>  3,00 TR15° <b>R10</b>  2,39 SR <b>R35</b>  4,00 SR	Type : DS Coating : Ø A : 104,56 Ø C : H : L : 200 F :	Montaj Yüksekliği +0,28 / +0,52			



FIAT		P263 009				Ø102,00		
 <b>Ø102</b> RC,OCP,YP,T 4/6 Diesel Engine : <b>F4AE 3481 D</b> <b>Euro4, F4AE 3481 C Euro4, F4AE 3481 B Euro4</b> 4 Cyl. 3920cc 130 kW (177 PS) 100 E 18 EuroCargo II, 120 E 18 EuroCargo II, 120 EL 17 EuroCargo II, 120 EL 18 EuroCargo II	<b>P263 009 000</b> <b>P263 009 50</b> <b>P263 009 01</b>	STD  STD	STD +0,50 +1,00	<b>R263 009 000</b> <b>R263 009 050</b> <b>R263 009 001</b>	<b>S263 009 000</b> <b>S263 009 50</b> <b>S263 009 01</b>			
	ST : 71,40 TB : 105,30 ØH : 56,80 Hz : -17,10    -3,00 Hx/y : 0,00    0,00 ØV : Vz : T1 : 9,00	3,00 TR15° 2,39 SR 4,00 SR						
 40,00 x 82,70 x 19,00								
FIAT		P263 010				Ø102,00		
 <b>Ø102</b> RC, OCP 6 Diesel Engine : <b>F4BE 0641A</b> 6 Cyl.	<b>P263 010 000</b> <b>P263 010 050</b>	STD  STD	STD +0,50	<b>R263 010 000</b> <b>R263 010 050</b>	<b>S263 010 000</b> <b>S263 010 050</b>			
	ST : 71,38 TB : 105,38 ØH : 85,00 Hz : -23,90    -21,90 Hx/y : 0,00    0,00 ØV : Vz : T1 : 8,50	<b>R16</b>  3,00 TR15° <b>R08</b>  2,39 SR <b>R35</b>  4,00 SR.R						
 40,00 x 82,70 x 19,00								








FIAT				P263 011				Ø103,00	
 <p><b>Ø103</b></p> <p>S</p> <p>3/4/5/6</p> <p><b>Diesel Engine :</b>  <b>8031.04</b>, R 3, 2749 cm³, 37 - 38 kW (50 - 52 PS), 17:1 Benfra 215 FL 4  <b>8035.04</b>, R 3, 2748 cm³, 40 - 43 kW (54 - 58 PS), 17:1 588 / 570 1978... / 805 CS 1978...  <b>8040.04</b>, R 4, 3666 cm³, 63 kW (85 PS), 17:1 55.8 / 65 P / 66.18 B  <b>8041.04</b>, R 4, 3666 cm³, 45 - 57 kW (61 - 78 PS), 17:1 765 C, C 8076 , R 8076, 780</p>	<b>P263 011 000</b> <b>P263 011 060</b>	STD STD	STD +0,60	<b>R263 011 000</b> <b>R263 011 060</b>	<b>S263 011 000</b> <b>S263 011 060</b>	<b>L263 022 000</b> <b>L263 022 001</b>	STD Ø A : ,1	<b>K263 011 000</b> <b>K263 011 001</b>	
	ST : 59,65 TB : 101,15 ØH : 50,00 Hz : -22,70 -15,00 Hx/y : 0,00 0,00 ØV : Vz : 0,00 0,00 T1 : 19,50	 <p>34,00 x 89,80 x 19,00</p>	<b>R01</b>  2,50 SR <b>R06</b>  2,50 SR <b>R35</b>  4,00 SR	Type : DS Coating : Ø A : 107 Ø C : H : L : 187,5 F :	Montaj Yüksekliği + 0,465 / + 0,785				

FIAT				P263 012				Ø103,00	
 <p><b>Ø103</b></p> <p>RC</p> <p>3/4/6</p> <p><b>Diesel Engine : 8060.24.601</b>  <b>8041 L</b>  <b>8061 L</b>                      R 6 Diesel ,5499 cm³,60-85 kW (82-115 PS),17:1 Turbo  <b>Application:</b>                      FR 10,FR 12, FE 18 R,1280 T/1 1978...</p>	<b>P263 012 000</b> <b>P263 012 060</b>	STD STD	STD +0,60	<b>R263 012 000</b> <b>R263 012 060</b>	<b>S263 012 000</b> <b>S263 012 060</b>	<b>L263 021 000</b> <b>L263 021 001</b>	STD Ø A : -1	<b>K263 012 000</b> <b>K263 012 001</b>	
	ST : 59,60 TB : 101,15 ØH : 53,00 Hz : -22,50 -13,85 Hx/y : 0,00 0,00 ØV : Vz : T1 : 18,10	 <p>34,00 x 89,80 x 19,00</p>	<b>R16</b>  3,00 TR15° <b>R06</b>  2,50 SR <b>R35</b>  4,00 SR	Type : DS Coating : Ø A : 107 Ø C : H : L : 187,5 F :	Montaj Yüksekliği				











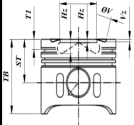



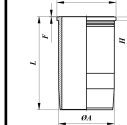







**FIAT P263 015 Ø104,00**

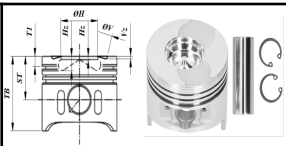



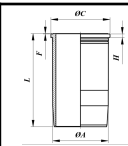









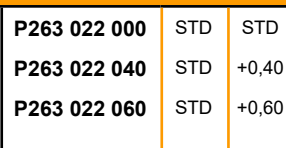
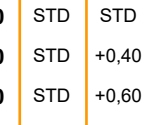






 <p><b>Ø104</b></p>	<b>P263 015 000</b> STD STD <b>R263 015 000</b> <b>S263 015 000</b>							
	<b>P263 015 040</b> STD +0,40 <b>R263 015 040</b> <b>S263 015 040</b>							
	<b>P263 015 060</b> STD +0,60 <b>R263 015 060</b> <b>S263 015 060</b>							
	<b>ST :</b> 65,33 <b>TB :</b> 104,33 <b>ØH :</b> 54,50 <b>Hz :</b> -22,10 -12,75 <b>Hx/y :</b> 0,00 0,00 <b>ØV :</b> <b>Vz :</b> <b>T1 :</b> 7,05	<b>R16</b>  3,50 TR15° <b>R10</b>  2,50 SR <b>R35</b>  4,00 SR.R						
	 <p>38,10 x 85,10 x 19,00</p>							Montaj Yüksekliği


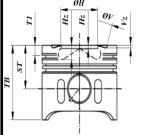



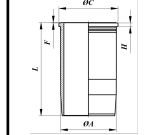







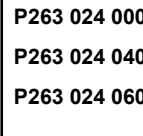










**FIAT P263 016 Ø104,00**

 <p><b>Ø104</b></p> <p>RC 6</p> <p>Diesel Engine: N45 ENT Euro3 / N45 MNS Euro3 / N45 MNT Euro3 / N45 MSS Euro3 / N67 ENT Euro3 / N67 MNT Euro3 87317256 / 8094853 4-Cyl. 4500cc 66-104 kW 90 -141 PS 6-Cyl. 6700cc 12-175 kW 175 -238 PS</p>	<b>P263 016 000</b> STD STD <b>R263 016 000</b> <b>S263 016 000</b>						
	<b>P263 016 040</b> STD +0,40 <b>R263 016 040</b> <b>S263 016 040</b>						
	<b>P263 016 060</b> STD +0,60 <b>R263 016 060</b> <b>S263 016 060</b>						
	<b>ST :</b> 62,38 <b>TB :</b> 96,38 <b>ØH :</b> 57,51 <b>Hz :</b> -20,50 -8,00 <b>Hx/y :</b> 0,00 0,00 <b>ØV :</b> <b>Vz :</b> <b>T1 :</b> 7,50	<b>R16</b>  3,00 TR15° <b>R03</b>  2,39 SR <b>R35</b>  4,00 SR.R					
	 <p>38,00 x 82,00 x 18,00</p>						Montaj Yüksekliği

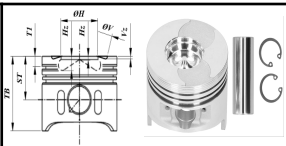


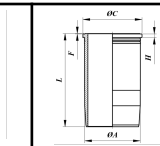







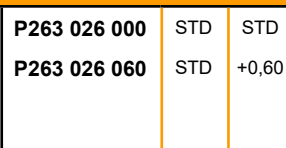
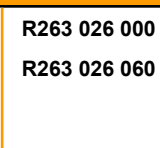



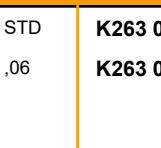







FIAT		P263 019				Ø104,00		
       	<b>P263 019 000</b>	STD	STD	<b>R263 019 000</b>	<b>S263 019 000</b>			
	<b>Ø104</b>							
	<b>ST :</b> <b>TB :</b> <b>ØH :</b> <b>Hz :</b> <b>Hx/y :</b> <b>ØV :</b> <b>Vz :</b> <b>T1 :</b>							Montaj Yüksekliği
	x	x						
FIAT		P263 020				Ø104,00		
 <b>Ø104</b> RC,YP,T 6 Diesel Engine : <b>EURO CARGO I-III</b> 8060.45S.7200 Euro2 / 102 E 23, 120 E 23 P, 120 E 23 FP, 120 E H <b>EURO FIRE,</b> 8060.45.7200 Euro 2 / 130 E 24 <b>EURO CARGO I-III,</b> 8060.45S.7211 Euro 2 / 170 E 27 <b>SUPERCARGO,</b> 8060.45S.7201 Euro 2 - 180 E 23	<b>P263 020 000</b>	STD	STD	<b>R263 020 000</b>	<b>S263 020 000</b>	<b>L263 028 000</b> <b>L263 028 001</b>	STD Ø A : ,08	<b>K263 020 000</b> <b>K263 020 001</b>
	<b>ST :</b> 65,33 <b>TB :</b> 104,33 <b>ØH :</b> 54,00 <b>Hz :</b> -20,55 -6,00 <b>Hx/y :</b> 3,25 3,00 <b>ØV :</b> 42,00 <b>Vz :</b> -0,35 <b>T1 :</b> 7,10			<b>R16</b>  3,50 TR15° <b>R10</b>  2,50 SR <b>R35</b>  4,00 SR.R		<b>Type :</b> DS <b>Coating :</b> <b>Ø A :</b> 106,94 <b>Ø C :</b> 109,83 <b>H :</b> 5,00 <b>L :</b> 198,00 <b>F :</b>		Montaj Yüksekliği
	 38,10 x 85,10 x 19,00							






FIAT		P263 021				Ø104,00		
       	 <b>Ø104</b> RC,T 3/4/5/6 <b>Diesel Engine :</b> <b>8030.05</b> , R 3, 2931 cm <sup>3</sup> , 44 kW (60 PS), 17:1 Stationary engine 60.66 / 60.90 <b>8035.05</b> .000, R 3, 2931 cm <sup>3</sup> , 37 - 43 kW (50 - 58 PS), 17:1 Stationary engine / 60.65 / 60.66 / 60.90 / FL 4 <b>8040.05</b> , R 4, 3908 cm <sup>3</sup> , 59 kW (80 PS), 17:1 Stationary engine 50.65 / 80.90 / M24 <b>Deutz</b>	<b>P263 021 000</b> STD STD <b>P263 021 040</b> STD +0,40 <b>P263 021 060</b> STD +0,60 <b>P263 021 080</b> STD +0,80	<b>R263 021 000</b> <b>R263 021 040</b> <b>R263 021 060</b> <b>R263 021 080</b>	<b>S263 021 000</b> <b>S263 021 040</b> <b>S263 021 060</b> <b>S263 021 080</b>	<b>L263 023 000</b> STD <b>L263 024 000</b> Ø A : -,06 <b>L263 024 001</b> Ø A : ,02 <b>L263 025 000</b> Ø A : ,02		<b>K263 021 000</b> <b>K263 021 001</b> <b>K263 021 002</b> <b>K263 021 003</b>	
	<b>ST :</b> 65,15 <b>TB :</b> 108,50 <b>ØH :</b> 52,20 <b>Hz :</b> -22,50 -13,30 <b>Hx/y :</b> 0,00 0,00 <b>ØV :</b> <b>Vz :</b> <b>T1 :</b> 17,85	<b>R01</b>  2,50 SR <b>R26</b>  2,50 SR <b>R35</b>  4,00 SR	<b>Type :</b> DS <b>Coating :</b> <b>Ø A :</b> 107 <b>Ø C :</b> <b>H :</b> <b>L :</b> 198 <b>F :</b>	<b>Montaj Yüksekliği</b> + 0,460 / + 0,790				
 38,10 x 85,10 x 19,00								
FIAT		P263 022				Ø104,00		
 	 <b>Ø104</b> RC,T,YP 4/6 <b>Diesel Engine :</b> <b>8040.25 000 /</b> <b>8060.25 080 /</b> <b>8065.25 080</b> 8045.25 370 / 8045.25 375 / 8045.25 376 / 8045.25 381 / 8045.25K.213/8045.25K.214 / 8045.25K.215 / 8065.25.320 / 065.25.083 / 065.25.230 , R 4, 3908 cm <sup>3</sup> , 63 - 80 kW (86 - 109 PS), 17:1 Stationary engine M29 1033 <b>Deutz</b>	<b>P263 022 000</b> STD STD <b>P263 022 040</b> STD +0,40 <b>P263 022 060</b> STD +0,60	<b>R263 022 000</b> <b>R263 022 040</b> <b>R263 022 060</b>	<b>S263 022 000</b> <b>S263 022 040</b> <b>S263 022 060</b>	<b>L263 023 000</b> STD <b>L263 024 000</b> Ø A : -,06		<b>K263 022 000</b> <b>K263 022 001</b>	
	<b>ST :</b> 65,15 <b>TB :</b> 104,15 <b>ØH :</b> 54,50 <b>Hz :</b> -22,50 -13,20 <b>Hx/y :</b> 0,00 0,00 <b>ØV :</b> <b>Vz :</b> <b>T1 :</b> 8,70	<b>R16</b>  3,00 TR15° <b>R26</b>  2,50 SR <b>R35</b>  4,00 SR.R	<b>Type :</b> DS <b>Coating :</b> <b>Ø A :</b> 107 <b>Ø C :</b> <b>H :</b> <b>L :</b> 198 <b>F :</b>	<b>Montaj Yüksekliği</b> + 0,460 / + 0,790				
 38,10 x 85,10 x 19,00								






FIAT		P263 023				Ø104,00			
       	<b>P263 023 000</b> <b>P263 023 040</b> <b>P263 023 060</b>	STD STD STD	STD +0,40 +0,60	<b>R263 023 000</b> <b>R263 023 040</b> <b>R263 023 060</b>	<b>S263 023 000</b> <b>S263 023 040</b> <b>S263 023 060</b>				
	<b>Ø104</b>	ST : 65,15 TB : 104,15 ØH : 54,50 Hz : -22,50    -13,20 Hx/y : 0,00    0,00 ØV : Vz : T1 : 9,05	<b>R16</b>  3,50 TR15° <b>R21</b>  2,50 SR <b>R35</b>  4,00 SR.R						Montaj Yüksekliği
	 38,10 x 85,10 x 19,00								
FIAT		P263 024				Ø104,00			
       	<b>P263 024 000</b> <b>P263 024 040</b> <b>P263 024 060</b>	STD STD STD	STD +0,40 +0,60	<b>R263 024 000</b> <b>R263 024 040</b> <b>R263 024 060</b>	<b>S263 024 000</b> <b>S263 024 040</b> <b>S263 024 060</b>				
	<b>Ø104</b>	ST : 65,15 TB : 104,15 ØH : Hz : Hx/y : ØV : Vz : T1 : 7,50	<b>R16</b>  3,00 TR15° <b>R21</b>  2,50 SR <b>R35</b>  4,00 SR.R						Montaj Yüksekliği
	 38,10 x 85,10 x 19,00								

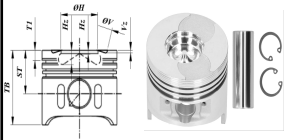


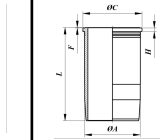








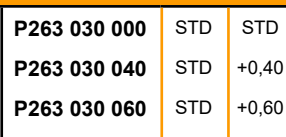
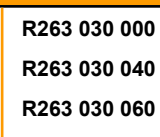
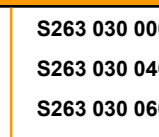











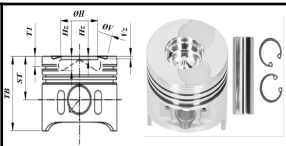


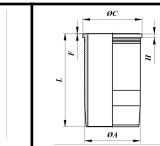














FIAT		P263 025				Ø104,00			
     	 <b>Ø104</b>  4 Diesel Engine : YEŞİL MOTOR TURBOSUZ 8040.45X.4180 8060.45R.5000  LOOK AT: 222 K06710 Without Ring Carrier	<b>P263 025 000</b> <b>P263 025 060</b>	STD STD	STD +0,60	<b>R263 025 000</b> <b>R263 025 060</b>	<b>S263 025 000</b> <b>S263 025 060</b>	<b>L263 024 000</b> <b>L263 023 000</b>	STD Ø A : ,06	<b>K263 025 000</b> <b>K263 025 001</b>
	ST : 65,33 TB : 104,33 ØH : 48,20 Hz : -21,40 -13,50 Hx/y : 3,50 3,00 ØV : Vz : T1 : 14,65	<b>R01</b>  2,50 SR <b>R26</b>  2,50 SR <b>R35</b>  4,00 SR	Type : DS Coating : Ø A : 106,94 Ø C : 109,83 H : 5 L : 198 F :	Montaj Yüksekliği					
 38,10 x 85,10 x 19,00									
FIAT		P263 026				Ø104,00			
     	 <b>Ø104</b>  RC 4/6 Diesel Engine : 8040.45X.4180 8060.45R.5000 Tümosan Traktör 3908 cc 100kW (136PS) 4-Cyl. 5861 cc 105kW (143PS) 6 Cyl. Application : Yesil Motor	<b>P263 026 000</b> <b>P263 026 060</b>	STD STD	STD +0,60	<b>R263 026 000</b> <b>R263 026 060</b>	<b>S263 026 000</b> <b>S263 026 060</b>	<b>L263 024 000</b> <b>L263 023 000</b>	STD Ø A : ,06	<b>K263 026 000</b> <b>K263 026 001</b>
	ST : 65,33 TB : 104,33 ØH : 48,20 Hz : -21,40 -13,50 Hx/y : 3,50 3,00 ØV : Vz : T1 : 14,65	<b>R01</b>  2,50 SR <b>R26</b>  2,50 SR <b>R35</b>  4,00 SR	Type : DS Coating : Ø A : 106,94 Ø C : 109,83 H : 5 L : 198 F :	Montaj Yüksekliği					
 38,10 x 85,10 x 19,00									

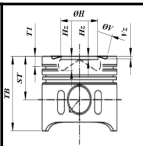



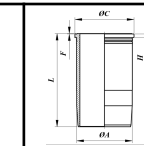








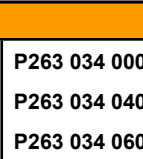
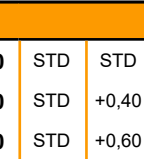

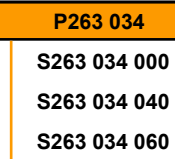











FIAT		P263 027				Ø104,00		
 <p><b>Ø104</b></p> <p>RC,EP,YP,T</p> <p>4/6</p> <p>Diesel Engine: <b>8040.25X.4984</b></p> <p><b>Euro1</b></p> <p>8040.45.D.5100 Euro 2, 8040.45.D.5103 Euro 2, 8040.45.5200 Euro 2, 8040.45.5281 Euro 2 R 4 3908 ccm (85/100kW) (115 -136 PS), 18:1 Turbo EuroCargo 60 E14 1996... / EuroCargo 65 E14 1996... / EuroCargo 75 E14 1991... 8060.45.5000 Euro 2, 8060.45.B.5100 Euro 2, 8060.45.B.5186 Euro 2, R 6 5861 ccm, 130kW, (177 PS), 18:1 Turbo EuroCargo 80 E18 1996... / EuroCargo 110 E18 96... / EuroCargo 120 E18 96... / EuroCargo 130 E18 96... / EuroCargo 150 E18 96... / EuroCargo 170 E18 96...</p>	<b>P263 027 000</b> <b>P263 027 040</b> <b>P263 027 060</b>	STD STD STD	STD +0,40 +0,60	<b>R263 027 000</b> <b>R263 027 040</b> <b>R263 027 060</b>	<b>S263 027 000</b> <b>S263 027 040</b> <b>S263 027 060</b>	<b>L263 024 000</b> <b>L263 023 000</b>	STD Ø A : ,06	<b>K263 027 000</b> <b>K263 027 001</b>
	<p>ST : 65,33</p> <p>TB : 104,33</p> <p>ØH : 48,20</p> <p>Hz : -21,40 -13,50</p> <p>Hx/y : 3,50 3,00</p> <p>ØV :</p> <p>Vz :</p> <p>T1 : 9,10</p>	<p>R16  3,50 TR15°</p> <p>R26  2,50 SR</p> <p>R35  4,00 SR.R</p>	<p>Type : DS</p> <p>Coating :</p> <p>Ø A : 106,94</p> <p>Ø C : 109,83</p> <p>H : 5</p> <p>L : 198</p> <p>F :</p>	<p>Montaj Yüksekliği</p> <p>1,43 mm conta ile + 0,32 / + 0,72 1,59 mm conta ile + 0,73 / + 0,93</p>				
 <p>38,10 x 85,10 x 19,00</p>								

FIAT		P263 028				Ø104,00		
 <p><b>Ø104</b></p> <p>T</p> <p>3/4</p> <p>Diesel Engine: <b>8035.05</b></p> <p>3 Cyl. Diesel 2931 cc Tractor 60 -56 1983...</p> <p><b>8045.05</b></p> <p>4-Cyl. Diesel 3908 cc Tractor 80 -66 Tractor 80-66DT 1983...</p>	<b>P263 028 000</b> <b>P263 028 060</b> <b>P263 028 040</b>	STD STD STD	STD +0,60 +0,40	<b>R263 028 000</b> <b>R263 028 060</b> <b>R263 028 040</b>	<b>S263 028 000</b> <b>S263 028 060</b> <b>S263 028 040</b>	<b>L263 026 000</b> <b>L263 026 001</b> <b>L263 026 002</b> <b>L263 026 003</b>	STD Ø A : ,44 Ø A : ,01 Ø A : ,01	<b>K263 028 000</b> <b>K263 028 001</b> <b>K263 028 002</b> <b>K263 028 003</b>
	<p>ST : 65,10</p> <p>TB : 108,50</p> <p>ØH : 52,30</p> <p>Hz : -22,50 -13,30</p> <p>Hx/y : 0,00 0,00</p> <p>ØV :</p> <p>Vz :</p> <p>T1 : 17,40</p>	<p>R01  2,50 SR</p> <p>R26  2,50 SR</p> <p>R35  4,00 SR</p>	<p>Type : DS</p> <p>Coating :</p> <p>Ø A : 107,00</p> <p>Ø C :</p> <p>H :</p> <p>L : 198</p> <p>F :</p>	<p>Montaj Yüksekliği</p> <p>+ 0,355 / + 0,761</p>				
 <p>38,10 x 85,10 x 19,00</p>								

FIAT		P263 029				Ø104,00			
      	 <b>Ø104</b> RC,YP,T 4/6 Diesel Engine : F4GE / NEF Euro3 / NEF45 AM1Euro3 / NEF45 SM1 / NEF45 SM2 / NEF45 TM1 / NEF45 TM2 / NEF67 SM1 / NEF67 TM3 F4GE0685B, N45 MNS, NEF67 SM1, NEF45 SM1, F4GE9454J, N45 MNT, F4AE0686B, NEF45 TM1, F4GE9484F, F4GE0455B F4GE0685D, F4GE0485C, F4CE9484F, F4GE0454A, F4GE0655B, F4GE0455A, F4GE0685B, F4GE9454H, F4GE0484C,	<b>P263 029 000</b> STD STD <b>P263 029 040</b> STD +0,40 <b>P263 029 060</b> STD +0,60 <b>P263 029 080</b> STD +0,80	<b>R263 029 000</b> <b>R263 029 040</b> <b>R263 029 060</b> <b>R263 029 080</b>	<b>S263 029 000</b> <b>S263 029 040</b> <b>S263 029 060</b> <b>S263 029 080</b>					
	ST : 62,38 TB : 96,38 ØH : 52,40 Hz : -24,20 -9,00 Hx/y : 6,00 0,00 ØV : Vz : T1 : 8,25	<b>R16</b>  3,00 TR15° <b>R03</b>  2,39 SR <b>R35</b>  4,00 SR.R							
 38,00 x 82,00 x 19,00								Montaj Yüksekliği	
FIAT		P263 030				Ø104,00			
      	 <b>Ø104</b>	<b>P263 030 000</b> STD STD <b>P263 030 040</b> STD +0,40 <b>P263 030 060</b> STD +0,60 <b>P263 030 080</b> STD +0,80	<b>R263 030 000</b> <b>R263 030 040</b> <b>R263 030 060</b> <b>R263 030 080</b>	<b>S263 030 000</b> <b>S263 030 040</b> <b>S263 030 060</b> <b>S263 030 080</b>					
	ST : 62,38 TB : 96,38 ØH : 48,20 Hz : -21,40 -13,50 Hx/y : 6,00 0,00 ØV : Vz : T1 : 8,00	<b>R16</b>  3,00 TR15° <b>R03</b>  2,39 SR <b>R35</b>  4,00 SR.R							Montaj Yüksekliği
 38,00 x 82,00 x 19,00									

FIAT		P263 031				Ø104,00		
      	 <b>Ø104</b> RC 4/6 Diesel Engine : F4CE0304A - F4CE0304B - F4GE0405A - F4GE0405B - F4GE0406A - F4GE0606A - NEF45AM1 - <b>N67MMAM</b> Piston - Kit New Fits Cummins® 4.5 6.7" Diesel 87317243, 1931223 New Holland Farm Tractor TN85A Standard TN85DA Deluxe Case Skid Steer Loader 430 (BSN 430 NA N7M479683; 430 EU N7M479546) 445 (BSN N7M454787) Compact Track Loader 445CT (BSN N8M458846) Non Turbo, <b>Case, Cummins, New Holland,            Iveco</b>	<b>P263 031 000</b> STD STD <b>P263 031 040</b> STD +0,40 <b>P263 031 060</b> STD +0,60 <b>P263 031 080</b> STD +0,80	<b>R263 031 000</b> <b>R263 031 040</b> <b>R263 031 060</b> <b>R263 031 080</b>	<b>S263 031 000</b> <b>S263 031 040</b> <b>S263 031 060</b> <b>S263 031 080</b>				
	ST : 62,38 TB : 96,38 ØH : 47,90 Hz : -23,90 -13,50 Hx/y : 6,00 0,00 ØV : Vz : T1 : 12,10	<b>R01</b>  2,50 SR <b>R26</b>  2,50 SR.R <b>R35</b>  4,00 SR.R						
 38,00 x 82,00 x 19,00								
FIAT		P263 032				Ø104,00		
 <b>Ø104</b> RC,T,YP 4/6 Diesel Engine: <b>8040,45 400,</b> R 4 Diesel,3908 cm³,100 kW (136 PS),17:1 Turbo,LLK, 60 E 14 Eurocargo, / 65 E 14 Eurocargo, <b>8060.45 410 /</b> <b>8060.45.600,</b> R 6 Diesel,5861 cm³,151 kW (206 PS),17:1 Turbo,LLK 180E21,80 E21,100 E21,SPR1 My 91	<b>P263 032 000</b> STD STD <b>P263 032 040</b> STD +0,40 <b>P263 032 060</b> STD +0,60	<b>R263 032 000</b> <b>R263 032 040</b> <b>R263 032 060</b>	<b>S263 032 000</b> <b>S263 032 040</b> <b>S263 032 060</b>	<b>L263 023 000</b> STD <b>L263 024 000</b> Ø A : -,06 <b>L263 024 001</b> Ø A : ,2 <b>L263 024 002</b> Ø A : ,2				
	ST : 65,33 TB : 104,33 ØH : 54,50 Hz : -22,10 -12,75 Hx/y : 4,00 2,50 ØV : Vz : T1 : 7,05	<b>R16</b>  3,50 TR15° <b>R26</b>  2,50 SR <b>R35</b>  4,00 SR.R			Type : DS Coating : Ø A : 107 Ø C : H : L : 198 F :			Montaj Yüksekliği + 0,53 / + 0,72
 38,10 x 85,10 x 19,00								

FIAT		P263 033				Ø104,00			
       	 <b>Ø104</b>	<b>P263 033 000</b> <b>P263 033 040</b> <b>P263 033 060</b>	STD STD STD	STD +0,40 +0,60	<b>R263 033 000</b> <b>R263 033 040</b> <b>R263 033 060</b>	<b>S263 033 000</b> <b>S263 033 040</b> <b>S263 033 060</b>			
	ST : 65,33 TB : 104,33 ØH : 54,50 Hz : -22,10    -12,75 Hx/y : 0,00    0,00 ØV : Vz : T1 : 7,05	<b>R16</b>  3,50 TR15° <b>R10</b>  2,50 SR <b>R35</b>  4,00 SR.R							
	 38,10 x 85,10 x 19,00								
FIAT		P263 034				Ø104,00			
       	 <b>Ø104</b>	<b>P263 034 000</b> <b>P263 034 040</b> <b>P263 034 060</b>	STD STD STD	STD +0,40 +0,60	<b>R263 034 000</b> <b>R263 034 040</b> <b>R263 034 060</b>	<b>S263 034 000</b> <b>S263 034 040</b> <b>S263 034 060</b>			
	ST : 65,33 TB : 104,33 ØH : Hz : Hx/y : ØV : Vz : T1 : 7,05	<b>R16</b>  3,50 TR15° <b>R10</b>  2,50 SR <b>R35</b>  4,00 SR.R							
	 38,10 x 85,10 x 19,00								













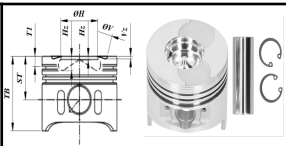



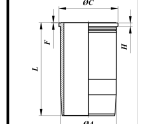











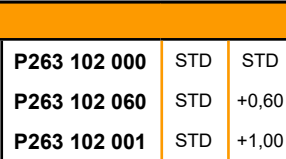

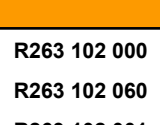
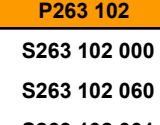



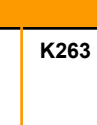








**FIAT P263 035 Ø104,00**

<p><b>Ø104</b></p> <p>RC 4/6</p> <p>Diesel Engine :  <b>8045.25 370 /</b>  <b>8045.25 375 /</b>  <b>8045.25 376 /</b>  <b>8045.25 381 /</b>  <b>8045.25K.213/8045</b>  <b>. 25K.214 /</b>  <b>8045.25K.215 /</b>  <b>8065.25. 320 /</b>  <b>065.25.083 /</b>  <b>065.25 .230 ,</b>                  R 4, 3908 cm³, 63 - 80 kW (86 - 109 PS), 17:1                  Stationary engine M29 1038</p>	<p><b>P263 035 000</b> STD STD <b>R263 035 000</b> <b>S263 035 000</b> <b>L263 023 000</b> STD <b>K263 035 000</b></p> <p><b>P263 035 040</b> STD +0,40 <b>R263 035 040</b> <b>S263 035 040</b> <b>L263 024 000</b> Ø A : -,06 <b>K263 035 001</b></p> <p><b>P263 035 060</b> STD +0,60 <b>R263 035 060</b> <b>S263 035 060</b></p> <p><b>P263 035 080</b> STD +0,80 <b>R263 035 080</b> <b>S263 035 080</b></p>		<p><b>ST :</b> 65,15  <b>TB :</b> 104,15  <b>ØH :</b> 54,45  <b>Hz :</b> -20,90 -12,75  <b>Hx/y :</b> 0,00 0,00  <b>ØV :</b>  <b>Vz :</b>  <b>T1 :</b> 8,55</p>	<p><b>R16</b>  3,00 TR15°  <b>R10</b>  2,50 SR  <b>R35</b>  4,00 SR.R</p>	<p><b>Type :</b> DS  <b>Coating :</b>  <b>Ø A :</b> 107  <b>Ø C :</b>  <b>H :</b>  <b>L :</b> 198  <b>F :</b></p>	<p><b>Montaj Yüksekliği</b></p>
	<p>38,10 x 85,10 x 19,00</p>					

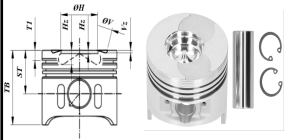


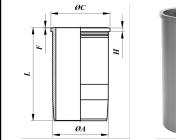








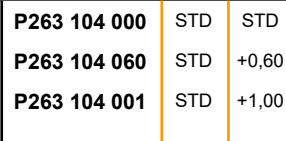


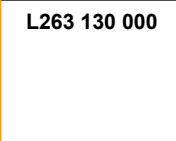







**FIAT P263 036 Ø104,00**

<p><b>Ø104</b></p>	<p><b>P263 036 000</b> STD STD <b>R263 036 000</b> <b>S263 036 000</b></p> <p><b>P263 036 040</b> STD +0,40 <b>R263 036 040</b> <b>S263 036 040</b></p> <p><b>P263 036 060</b> STD +0,60 <b>R263 036 060</b> <b>S263 036 060</b></p> <p><b>P263 036 080</b> STD +0,80 <b>R263 036 080</b> <b>S263 036 080</b></p>		<p><b>ST :</b> 65,15  <b>TB :</b> 104,15  <b>ØH :</b> 54,45  <b>Hz :</b> -20,90 -13,00  <b>Hx/y :</b> 0,00 0,00  <b>ØV :</b>  <b>Vz :</b>  <b>T1 :</b> 16,00</p>	<p><b>R16</b>  3,00 TR15°  <b>R10</b>  2,50 SR  <b>R35</b>  4,00 SR.R</p>	<p><b>Montaj Yüksekliği</b></p>
	<p>38,10 x 85,10 x 19,00</p>				









FIAT		P263 037				Ø106,00			
 <p><b>Ø106</b></p>	<b>P263 037 000</b> <b>P263 037 040</b> <b>P263 037 060</b>	STD STD STD	STD +0,40 +0,60	<b>R263 037 000</b> <b>R263 037 040</b> <b>R263 037 060</b>	<b>S263 037 000</b> <b>S263 037 040</b> <b>S263 037 060</b>				
	ST : 65,33 TB : 104,33 ØH : 54,50 Hz : -22,10    -12,75 Hx/y : 0,00    0,00 ØV : Vz : T1 : 7,30	<b>R16</b>  3,00 TR6° <b>R26</b>  2,50 SR <b>R35</b>  4,00 SR.R							Montaj Yüksekliği
	 <p>38,00 x 86,00 x 21,00</p>								
FIAT		P263 038				Ø107,00			
 <p><b>Ø107</b></p>	<b>P263 038 000</b> <b>P263 038 040</b> <b>P263 038 060</b>	STD STD STD	STD +0,40 +0,60	<b>R263 038 000</b> <b>R263 038 040</b> <b>R263 038 060</b>	<b>S263 038 000</b> <b>S263 038 040</b> <b>S263 038 060</b>				
	ST : 65,33 TB : 104,33 ØH : 54,50 Hz : -22,10    -12,75 Hx/y : 0,00    0,00 ØV : Vz : T1 : 7,30	<b>R16</b>  3,00 TR15° <b>R08</b>  2,50 SR <b>R35</b>  3,50 SR.R							Montaj Yüksekliği
	 <p>38,00 x 86,00 x 21,00</p>								






FIAT		P263 101				Ø110,00		
        	<b>P263 101 000</b> <b>P263 101 060</b> <b>P263 101 001</b>	STD STD STD	STD +0,60 +1,00	<b>R263 101 000</b> <b>R263 101 060</b> <b>R263 101 001</b>	<b>S263 101 000</b> <b>S263 101 060</b> <b>S263 101 001</b>	<b>L263 131 000</b>	STD	<b>K263 101 000</b>
	 <p><b>Ø110</b></p> <p>RC,T 3/4</p> <p>Diesel Engine :</p> <p><b>CO 3 B, CN 3 D.</b>            3706 cm<sup>3</sup> 48 kw (65 PS) 17,4:1            Traktor 650 / DT, 850 / DT, 130            NT, 130 NC, 130 NR, 130 F,            130 R</p> <p><b>CO 3 B, CP 3</b> / 80,            4940 cm<sup>3</sup> 63-81 kw (85-110 PS)            16:1            Traktor 650 / DT, 850 / DT,            750, 800, 805, 130 NT, 130            NC, 130 NR, 130 F, 130 R</p>	ST : 70,20 TB : 140,20 ØH : 55,00 Hz : -28,00 -17,80 Hx/y : 0,00 0,00 ØV : Vz : T1 : 15,95	<b>R01</b>  2,50 SR <b>R06</b>  2,50 SR <b>R21</b>  2,50 SR <b>R35</b>  5,00 SR	Type : W Coating : Ø A : 118 Ø C : 129,5 H : 170 L : 236 F : 1		Montaj Yüksekliği		
 <p>40,00 x 93,00 x 23,00</p>								
FIAT		P263 102				Ø110,00		
        	<b>P263 102 000</b> <b>P263 102 060</b> <b>P263 102 001</b>	STD STD STD	STD +0,60 +1,00	<b>R263 102 000</b> <b>R263 102 060</b> <b>R263 102 001</b>	<b>S263 102 000</b> <b>S263 102 060</b> <b>S263 102 001</b>	<b>L263 132 000</b>	STD	<b>K263 102 000</b>
	 <p><b>Ø110</b></p> <p>T 3/4/6</p> <p>Diesel Engine :</p> <p><b>CN 3 D</b>, 3706 ccm, Tractor            650, 655, mow terra 5, AD 5,  <b>CO 3 D, CP 3/80</b>            4940 ccm, Tractor 750, 800, 805            C, 850, 880,            CP 3D, CP 3-100,            7412 ccm, 130, 673, Tractor            1300, mow terra 9, D/BD/FL 10,            SL 11, S/S</p>	ST : 70,20 TB : 140,20 ØH : 55,00 Hz : -28,00 -19,60 Hx/y : 0,00 0,00 ØV : Vz : T1 : 15,55	<b>R01</b>  2,50 SR <b>R06</b>  2,50 SR <b>R21</b>  2,50 SR <b>R35</b>  5,00 SR	Type : W Coating : Ø A : 118 Ø C : 129,5 H : 170 L : 236 F : 1		Montaj Yüksekliği		
 <p>40,00 x 93,00 x 23,00</p>								

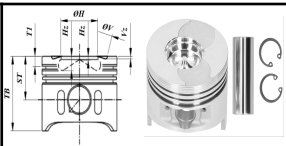



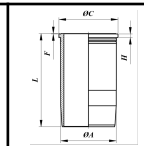















FIAT		P263 103				Ø110,00		
     	<b>P263 103 000</b> STD STD <b>R263 103 000</b> <b>S263 103 000</b> <b>L263 130 000</b> STD <b>K263 103 000</b> <b>P263 103 060</b> STD +0,60 <b>R263 103 060</b> <b>S263 103 060</b> <b>P263 103 001</b> STD +1,00 <b>R263 103 001</b> <b>S263 103 001</b>	 <p><b>Ø110</b></p> <p>T 4</p> <p>Diesel Engine :  <b>CO 60 / CO 3/20/21/41 / C03/70/100 CO 60 / CO 75 / CP 3</b>  R 4, 4562 cm<sup>3</sup>, 66 kW (90 PS), 17:1  850 1968... / 750 1968... / 805 1968... / Tigrotto 1968...</p>	<p>ST : 75,20  TB : 150,20  ØH : 51,00  Hz : -27,50 -19,00  Hx/y : 0,00 0,00  ØV :  Vz :  T1 : 15,75</p>	<p><b>R01</b>  2,50 SR  <b>R06</b>  2,50 SR  <b>R21</b>  2,50 SR  <b>R35</b>  5,00 SR</p>	<p>Type : W  Coating :  Ø A : 118  Ø C : 129,5  H : 170  L : 236  F : 1</p>	<p>Montaj Yüksekliği</p>		
	 <p>40,00 x 93,00 x 23,00</p>							
FIAT		P263 104				Ø110,00		
    	<b>P263 104 000</b> STD STD <b>R263 104 000</b> <b>S263 104 000</b> <b>L263 130 000</b> STD <b>K263 104 000</b> <b>P263 104 060</b> STD +0,60 <b>R263 104 060</b> <b>S263 104 060</b> <b>P263 104 001</b> STD +1,00 <b>R263 104 001</b> <b>S263 104 001</b>	 <p><b>Ø110</b></p> <p>RC 4</p> <p>Diesel Engine :  <b>CO 60 / CO 3/20/21/41 / C03/70/100 CO 60 / CO 75 / CP 3</b>  R 4, 4562 cm<sup>3</sup>, 66 kW (90 PS), 17:1  850 1968... / 750 1968... / 805 1968... / Tigrotto 1968...  <b>WITH ALFIN</b></p>	<p>ST : 75,20  TB : 150,20  ØH : 51,00  Hz : -27,50 -19,00  Hx/y : 0,00 0,00  ØV :  Vz :  T1 : 16,00</p>	<p><b>R01</b>  2,50 SR  <b>R06</b>  2,50 SR  <b>R21</b>  2,50 SR  <b>R36</b>  5,00 SR</p>	<p>Type : W  Coating :  Ø A : 118  Ø C : 129,5  H : 170  L : 236  F : 1</p>	<p>Montaj Yüksekliği</p>		
	 <p>40,00 x 93,00 x 23,00</p>							









FIAT		P263 105				Ø110,00		
 <p><b>Ø110</b></p> <p>4</p> <p>Diesel Engine : CO 3/75 4562 ccm Tractor 750, 1968</p>	<p><b>P263 105 000</b> STD STD</p> <p><b>P263 105 060</b> STD +0,60</p> <p><b>P263 105 001</b> STD +1,00</p>			<p><b>R263 105 000</b></p> <p><b>R263 105 060</b></p> <p><b>R263 105 001</b></p>	<p><b>S263 105 000</b></p> <p><b>S263 105 060</b></p> <p><b>S263 105 001</b></p>	<p><b>L263 130 000</b></p> 	<p>STD</p>	<p><b>K263 105 000</b></p>
	<p>ST : 75,20</p> <p>TB : 150,20</p> <p>ØH : 51,00</p> <p>Hz : -27,50 -19,00</p> <p>Hx/y : 0,00 0,00</p> <p>ØV :</p> <p>Vz :</p> <p>T1 : 15,70</p>	<p><b>R01</b>  2,50 SR</p> <p><b>R06</b>  2,50 SR</p> <p><b>R21</b>  2,50 SR</p> <p><b>R35</b>  5,00 SR</p> <p><b>R31</b>  5,00 SR</p>	<p>Type : W</p> <p>Coating :</p> <p>Ø A : 118</p> <p>Ø C : 129,5</p> <p>H : 170</p> <p>L : 236</p> <p>F : 1</p>		<p>Montaj Yüksekliği</p>			
	 <p>40,00 x 93,00 x 23,00</p>							

FIAT		P263 106				Ø115,00		
 <p><b>Ø115</b></p> <p>RC,S</p> <p>6</p> <p>Diesel Engine : <b>8365.25.500,</b> <b>8365.25.532,</b> <b>8365.25.533</b> 8102 cc 120-132 kw (160-180 PS) 15,5:1 Turbo 1580,1880 FD 14,FL14 1980-...</p>	<p><b>P263 106 000</b> STD STD</p> <p><b>P263 106 060</b> STD +0,60</p>			<p><b>R263 106 000</b></p> <p><b>R263 106 060</b></p>	<p><b>S263 106 000</b></p> <p><b>S263 106 060</b></p>	<p><b>L263 128 000</b></p> 	<p>STD</p>	<p><b>K263 106 000</b></p>
	<p>ST : 76,50</p> <p>TB : 126,50</p> <p>ØH : 59,00</p> <p>Hz : -27,70 -16,00</p> <p>Hx/y : 0,00 0,00</p> <p>ØV :</p> <p>Vz : -1,00</p> <p>T1 : 19,00</p>	<p><b>R16</b>  3,00 TR6°</p> <p><b>R06</b>  2,50 SR</p> <p><b>R35</b>  4,00 SR.R</p>	<p>Type : W</p> <p>Coating :</p> <p>Ø A : 122</p> <p>Ø C : 129</p> <p>H : 167</p> <p>L : 235,5</p> <p>F :</p>		<p>Montaj Yüksekliği + 0,20 / + 0,45</p>			
	 <p>42,00 x 97,00 x 20,00</p>							







FIAT		P263 107				Ø115,00		
      	 <b>Ø115</b>  4 Diesel Engine : <b>C 03-130T</b> 5401 cc	<b>P263 107 000</b>  STD  STD	<b>R263 107 000</b>  <b>S263 107 000</b>  <b>L263 129 000</b>  STD  <b>K263 107 000</b>	ST : 70,50 TB : 140,50 ØH : 54,00 Hz : -29,30    -20,30 Hx/y : 0,00    0,00 ØV : Vz : T1 : 15,55	<b>R01</b>  2,50 <b>R01</b>  2,50 <b>R35</b>  5,00 <b>R35</b>  5,00	Type : W Coating : Ø A : 122 Ø C : 129,70 H : 167 L : 235 F :	Montaj Yüksekliği	
	 <b>Ø115</b>  RC,OCP 6 Diesel Engine : <b>F2B</b> <b>CNG, F2BE0642A</b> <b>Euro5/EEV, F2 BE</b> <b>0641 A Euro 4,</b> <b>F2 BE 0641 D Euro</b> <b>4, F2 BE 0641 G</b> <b>Euro 4, F2 BE</b> <b>0641 K Euro 4</b> 190 S 27 Stralis CNG, 260 S 27 Stralis CNG 260S27, URBINO 15 CNG, URBINO, 12 CNG	<b>P263 108 000</b> <b>P263 108 060</b>  STD STD +0,60	<b>R263 108 000</b> <b>R263 108 060</b>  <b>S263 108 000</b> <b>S263 108 060</b>  <b>L263 140 000</b>  STD  <b>K263 108 000</b>	ST : 72,10 TB : 117,10 ØH : 69,40 Hz : -29,00    -25,00 Hx/y : 0,00    0,00 ØV : Vz : 0,00    0,00 T1 : 9,25	<b>R16</b>  3,00 TR15° <b>R10</b>  2,50 SR <b>R35</b>  4,00 SR.R	Type : W Coating : Ø A : 128,50 Ø C : 136,50 H : 8,96 L : 211,00 F : 1,20	Montaj Yüksekliği	
	 <b>Ø115</b>  40,00 x 98,00 x 22,00	 <b>Ø115</b>  46,00 x 95,00 x 26,00						

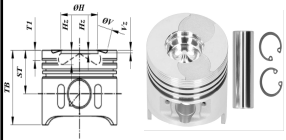



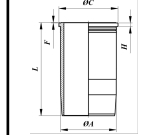







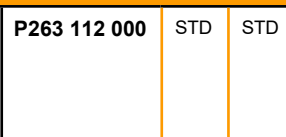
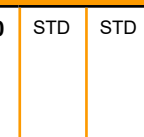
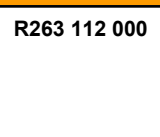
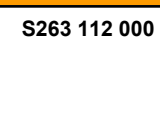
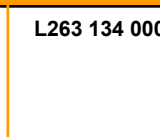









<b>FIAT</b>	<b>P263 109</b>	<b>Ø115,00</b>
-------------	-----------------	----------------






 <b>Ø115</b> RC, OCP 6 <b>Diesel Engine :</b> <b>F2BE 0681</b> <b>CURSOR 8, Euro 2,</b> <small>R 6 Diesel, 7790cc, 180-259 kW (245-352 PS), 17:1          190 E24 EuroMover Cursor, 190 E35 Euro Tech Cursor, 260 E24 EuroMover Cursor, 260 E24 EuroTech Cursor, 260 E31-35 EuroTech Cursor, 380 E35 EuroTech Cursor, 400 E35 EuroTech Cursor, 440 E31-35 EuroTech Cursor, XL240, XL270, XL310, XL350, 190 E24-31 EuroTech Cursor 06/2000...</small>	<b>P263 109 000</b> <b>P263 109 60</b>	STD  +0,60	<b>R263 109 000</b> <b>R263 109 060</b>	<b>S263 109 000</b> <b>S263 109 60</b>	<b>L263 133 000</b>  	STD  <b>K263 109 000</b>	
	<b>ST :</b> 72,10 <b>TB :</b> 117,10 <b>ØH :</b> 60,00 <b>H<sub>z</sub> :</b> -21,50    -11,50 <b>H<sub>x/y</sub> :</b> 0,00    0,00 <b>ØV :</b> <b>V<sub>z</sub> :</b> <b>T1 :</b> 10,50	<b>R16</b>  3,00 TR15° <b>R28</b>  2,50 SR <b>R35</b>  4,00 SR.R	<b>Type :</b> W <b>Coating :</b> P <b>Ø A :</b> 128,50 <b>Ø C :</b> 136,50 <b>H :</b> 8,96 <b>L :</b> 211,10 <b>F :</b> 1,20	<b>Montaj Yüksekliği</b>			
	 46,00 x 96,00 x 26,00						






<b>FIAT</b>	<b>P263 110</b>	<b>Ø115,00</b>
-------------	-----------------	----------------











 <b>Ø115</b> RC, OCP 6 <b>Diesel Engine :</b> <b>F2BE 0681</b> <b>A/B/C/D/F Euro 3</b> <b>/ F2BE1682 G Euro3,</b> <small>R 6 Diesel, 7790cc, 180-259 kW (245-352 PS), 17:1 Turbo, LLK, 4 Ventile,          180 E27 EuroTrakker Cursor, 190 E24 EuroMover Cursor, 190 E27 EuroTrakker Cursor, 190 E35 EuroTech Cursor, 190 E35 EuroTrakker CÜrsor, 260 E24 EuroMover Cursor, 260 E24 EuroTech Cursor, 260 E31 EuroTrakker Cursor, 260 E35 EuroTech Cursor, 340 E35 EuroTrakker, 380 E35 EuroTech Cursor, 400 E35 EuroTech Cursor, 410 E35 EuroTrakker, 440 E31 EuroTech Cursor, 440 E35 EuroTech Cursor, CityClass 29, CityClass 35, XL240, XL270, XL310,</small>	<b>P263 110 000</b> <b>P263 110 60</b>	STD  +0,60	<b>R263 110 000</b> <b>R263 110 060</b>	<b>S263 110 000</b> <b>S263 110 60</b>	<b>L263 133 000</b>  	STD  <b>K263 110 000</b>	
	<b>ST :</b> 72,10 <b>TB :</b> 117,10 <b>ØH :</b> 61,80 <b>H<sub>z</sub> :</b> -19,30    -7,00 <b>H<sub>x/y</sub> :</b> 0,00    0,00 <b>ØV :</b> <b>V<sub>z</sub> :</b> <b>T1 :</b> 10,40	<b>R16</b>  3,00 TR15° <b>R28</b>  2,50 SR <b>R35</b>  4,00 SR.R	<b>Type :</b> W <b>Coating :</b> P <b>Ø A :</b> 128,50 <b>Ø C :</b> 136,50 <b>H :</b> 8,96 <b>L :</b> 211,10 <b>F :</b> 1,20	<b>Montaj Yüksekliği</b>			
	 46,00 x 96,00 x 26,00						

FIAT		P263 111				Ø115,00		
      	<b>P263 111 000</b> <b>P263 111 060</b>	STD STD	STD +0,60	<b>R263 111 000</b> <b>R263 111 060</b>	<b>S263 111 000</b> <b>S263 111 060</b>	<b>L263 140 000</b>	STD	<b>K263 111 000</b>
	 <p><b>Ø115</b></p> <p>RC,OCP,T</p> <p>6</p> <p>Diesel Engine : 10.6M 12M, 12.8M, 44.33, 190S35, 190S36, 260S33, 190S33, 260S36, 320S36, 190T31, 190T33, 260T36, 380T36, 340T36, TRAKKER 310T36  <b>F2BE3681A, F2BE3681B, F2BE3681C, F2BE3682B Euro 4/5</b>            6 Cyl. 7790 cc, 228-243 kW, (310-330 PS) 17:1, 24 Ventile</p>	ST : 72,10 TB : 117,10 ØH : 61,71 Hz : -19,30 -7,00 Hx/y : 0,00 0,00 ØV : Vz : T1 : 7,00	<b>R16</b>  2,00 TR15° <b>R28</b>  1,50 SR.R <b>R35</b>  4,00 SR.R	Type : W Coating : Ø A : 128,50 Ø C : 136,50 H : 8,96 L : 211,00 F : 1,20	Montaj Yüksekliği			
 <p>46,00 x 95,00 x 26,00</p>								
FIAT		P263 112				Ø115,00		
      	<b>P263 112 000</b>	STD	STD	<b>R263 112 000</b>	<b>S263 112 000</b>	<b>L263 134 000</b>	STD	<b>K263 112 000</b>
	 <p><b>Ø115</b></p> <p>RC</p> <p>4/6</p> <p>Diesel Engine :  <b>5.4 / 8340.05.000 / 8360.05.300 / 8360.05.673 / 8361.01. 8361.05 / 8365.05.500 / CO 3/130</b>            4 Cyl. Diesel 5401 cc 68 Kw (93 Ps)17:1 FL 9, Tractor C03-130 1977...            6 Cyl. Diesel 8100 cc 140, 150 NC17, 159, Tractor C03-130 1979...</p>	ST : 76,50 TB : 140,50 ØH : 54,20 Hz : -29,40 -18,00 Hx/y : 0,00 0,00 ØV : Vz : T1 : 18,90	<b>R16</b>  3,00 TR6° <b>R06</b>  2,50 SR <b>R35</b>  4,00 SR	Type : W Coating : Ø A : 122 Ø C : 129,7 H : 167 L : 235,5 F :	Montaj Yüksekliği			
 <p>42,00 x 97,00 x 20,00</p>								








FIAT				P263 113				Ø115,00	
 <p><b>Ø115</b></p> <p>RC</p> <p>4/6</p> <p>Diesel Engine :</p> <p><b>8340.04.000.</b> R 4, 4570 cm<sup>3</sup>, 66 kW (90 PS), 17:1 stroke 110mm, 50 F9,55 F9</p> <p><b>8340.06.000.</b> R 4, 4570 cm<sup>3</sup>, 73,5 kW (100 PS), 17:1 stroke 110mm, 55 NC,65NC, 70NC,75NC 1977... 50 F10,55 F10 ,65F10 70F10,75 F10 1977...</p>	P263 113 000	STD	STD	R263 113 000	S263 113 000	L263 135 000	STD	K263 113 000	
	<p>ST : 76,50</p> <p>TB : 140,50</p> <p>ØH : 52,00</p> <p>Hz : -27,00 -16,50</p> <p>Hx/y : 0,00 0,00</p> <p>ØV :</p> <p>Vz :</p> <p>T1 : 18,50</p>	<p>R01  2,50 SR</p> <p>R06  2,50 SR</p> <p>R35  4,00 SR</p>	<p>Type : W</p> <p>Coating :</p> <p>Ø A : 121,97</p> <p>Ø C : 129,9</p> <p>H : 147</p> <p>L : 215,5</p> <p>F :</p>	<p>Montaj Yüksekliği</p>					
 <p>42,00 x 97,00 x 20,00</p>									

FIAT				P263 114				Ø115,00	
 <p><b>Ø115</b></p> <p>RC,S</p> <p>4/6</p> <p>Diesel Engine :</p> <p><b>5.4 / 8340.05.000</b> <b>/ 8360.05.300 /</b> <b>8360.05.673</b> <b>8361.01. 8361.05 /</b> <b>8365.05.500 / CO</b> <b>3/130</b> 4 Cyl. Diesel 5401 cc 68 Kw (93 Ps) 17:1FL 9, Tractor C03-130 1977... 6 Cyl. Diesel 8100 cc 140, 150 NC17, 159, Tractor C03-130 1979...</p>	P263 114 000	STD	STD	R263 114 000	S263 114 000	L263 136 000	STD	K263 114 000	
	<p>ST : 76,50</p> <p>TB : 140,50</p> <p>ØH : 54,00</p> <p>Hz : -29,40 -18,00</p> <p>Hx/y : 0,00 0,00</p> <p>ØV :</p> <p>Vz :</p> <p>T1 : 18,50</p>	<p>R01  2,50 SR</p> <p>R06  2,50 SR</p> <p>R35  4,00 SR</p>	<p>Type : W</p> <p>Coating :</p> <p>Ø A : 122</p> <p>Ø C : 129</p> <p>H : 167</p> <p>L : 235,5</p> <p>F :</p>	<p>Montaj Yüksekliği</p> <p>+ 0,29 / + 0,1</p>					
 <p>42,00 x 97,00 x 20,00</p>									






FIAT		P263 115				Ø115,00		
 <p><b>Ø115</b></p> <p>RC,S</p> <p>Diesel Engine:</p>	<b>P263 115 000</b>	STD	STD	<b>R263 115 000</b>	<b>S263 115 000</b>			
	<p>ST : 70,50</p> <p>TB : 140,50</p> <p>ØH : 54,00</p> <p>H<sub>z</sub> : -29,40    -21,10</p> <p>H<sub>x/y</sub> : 0,00    0,00</p> <p>ØV :</p> <p>V<sub>z</sub> :</p> <p>T1 : 15,65</p>			<p><b>R01</b>  2,50 SR</p> <p><b>R06</b>  2,50 SR</p> <p><b>R35</b>  5,00 SR</p>				
 <p>40,00 x 98,00 x 22,00</p>								Montaj Yüksekliği
FIAT		P263 116				Ø115,00		
 <p><b>Ø115</b></p> <p>RC</p> <p>6</p> <p>Diesel Engine :</p> <p><b>8361.25.510</b>, R 6, 154 kW (210 PS), Turbo, Stationary engine</p> <p><b>8361.45.500</b>, R 6, 169 kW (230 PS), Turbo, LLK, Industrial engine</p> <p><b>8361.45.530</b>, R 6, 243 kW (330 PS), Turbo, LLK, Marine engine</p> <p><b>8365.25.533</b> / 8365.25.532 / 8365.25.500,R 6, 8102 cm<sup>3</sup>, 120 - 132 kW (163 - 180 PS), 15,5:1 Turbo, 1580 1980... / 1880 1980... / FD 14 1980...</p>	<b>P263 116 000</b>	STD	STD	<b>R263 116 000</b>	<b>S263 116 000</b>	<b>L263 137 000</b>	STD	<b>K263 116 000</b>
	<p>ST : 76,50</p> <p>TB : 140,50</p> <p>ØH : 59,00</p> <p>H<sub>z</sub> : -27,70    -16,50</p> <p>H<sub>x/y</sub> : 0,00    0,00</p> <p>ØV :</p> <p>V<sub>z</sub> : -1,00</p> <p>T1 : 18,90</p>	<b>P263 116 060</b>	STD	+0,60	<b>R263 116 060</b>	<b>S263 116 060</b>		
 <p>42,00 x 97,00 x 20,00</p>				<p><b>R16</b>  3,00 TR6°</p> <p><b>R06</b>  2,50 SR</p> <p><b>R35</b>  4,00 SR</p>		<p>Type : W</p> <p>Coating :</p> <p>Ø A : 122</p> <p>Ø C : 129</p> <p>H : 167</p> <p>L : 235,5</p> <p>F :</p>		Montaj Yüksekliği



**FIAT P263 117 Ø115,00**

 <p><b>Ø115</b></p> <p>RC 6</p> <p>Diesel Engine : <b>SAME AS 222 K07700 JUST FIRE HOUSE DIFFERENT</b></p>	<p><b>P263 117 000</b> STD STD <b>R263 117 000</b> <b>S263 117 000</b> <b>L263 137 000</b> STD <b>K263 117 000</b></p> <p><b>P263 117 060</b> STD +0,60 <b>R263 117 060</b> <b>S263 117 060</b></p>							
	<p>ST : 76,50 TB : 140,50 ØH : 59,00 Hz : -27,70 -18,00 Hx/y : 0,00 0,00 ØV : Vz : T1 : 18,50</p>	<p><b>R16</b>  3,00 TR6° <b>R06</b>  2,50 SR <b>R35</b>  4,00 SR</p>	<p>Type : W Coating : Ø A : 122 Ø C : 129 H : 167 L : 235,5 F :</p>					
	 <p>42,00 x 97,00 x 20,00</p>							Montaj Yüksekliği






**FIAT P263 118 Ø115,00**






 <p><b>Ø115</b></p>	<p><b>P263 118 000</b> STD STD <b>R263 118 000</b> <b>S263 118 000</b></p> <p><b>P263 118 060</b> STD +0,60 <b>R263 118 060</b> <b>S263 118 060</b></p>							
	<p>ST : 76,50 TB : 140,50 ØH : 59,00 Hz : -27,70 -16,50 Hx/y : 0,00 0,00 ØV : Vz : -1,00 T1 : 18,90</p>	<p><b>R16</b>  3,00 TR15° <b>R06</b>  2,50 SR <b>R35</b>  4,00 SR</p>						
	 <p>42,00 x 97,00 x 20,00</p>							Montaj Yüksekliği

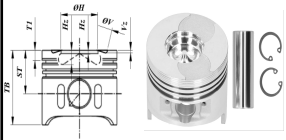


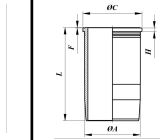


















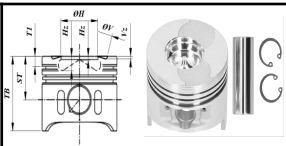



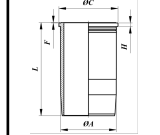









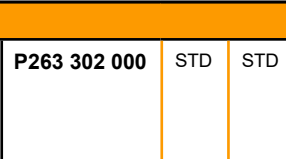


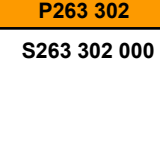
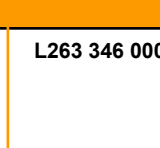

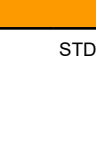
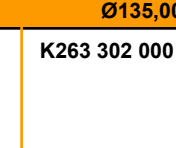








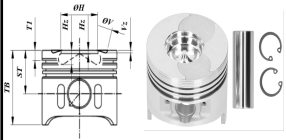


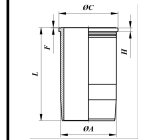
















FIAT		P263 203						Ø120,00	
 <p><b>Ø120</b></p> <p>RC,OCP,EP</p> <p>6</p> <p>Diesel Engine :</p> <p><b>8460.21.002 /</b>  <b>8460.21.004</b>  <b>8460.21.102 /</b>  <b>8460.21.406</b>  <b>8455.21.002</b></p>	<b>P263 203 000</b>	STD	STD	<b>R263 203 000</b>	<b>S263 203 000</b>	<b>L263 243 000</b>	STD	<b>K263 203 000</b>	
	<p>ST : 84,70</p> <p>TB : 134,70</p> <p>ØH : 71,30</p> <p>Hz : -24,60    -10,75</p> <p>Hx/y : 0,00    0,00</p> <p>ØV :</p> <p>Vz : -3,10</p> <p>T1 : 14,25</p>	<p><b>R16</b>  3,50    TR15°</p> <p><b>R07</b>  3,00    SR</p> <p><b>R35</b>  5,00</p>		<p>Type : W</p> <p>Coating :</p> <p>Ø A : 134</p> <p>Ø C : 144,8</p> <p>H : 10</p> <p>L : 249,25</p> <p>F : 1</p>		<p>Montaj Yüksekliği</p>			
 <p>48,00 x 108,00 x 23,00</p>									






FIAT		P263 204						Ø125,00	
 <p><b>Ø125</b></p> <p>RC,OCP,YP,T</p> <p>6</p> <p>Diesel Engine :</p> <p><b>F3A CURSOR 10 TCA Euro3</b>  10303 cc 287-316 kW (390-430 PS) 17:01 190 E43,260 E39,260 E43, 440 E39,440 E43, Eurotrakker 190 E39, 2000-...  <b>F3AE 0681 DA CURSOR 10 Euro3</b>  10303 cc 287-316 kW (390-430 PS) 17:01 190 E43,260 E39,260 E43, 440 E39,440 E43, Eurotrakker 190 E39 2000-...  <b>F3AE 0681 EA CURSOR 10 Euro3</b>  10303 cc 287-316 kW (390-430 PS) 17:01 190 E43,260 E39,260 E43, 440 E39,440 E43, Eurotrakker 190 E39 2000-...</p>	<b>P263 204 000</b>	STD	STD	<b>R263 204 000</b>	<b>S263 204 000</b>	<b>L263 245 000</b>	STD	<b>K263 204 000</b>	
	<p>ST : 85,50</p> <p>TB : 133,50</p> <p>ØH : 88,01</p> <p>Hz : -21,20    -7,00</p> <p>Hx/y : 0,00    0,00</p> <p>ØV :</p> <p>Vz :</p> <p>T1 : 9,50</p>	<p><b>R16</b>  3,50    TR15°</p> <p><b>R21</b>  3,00    SR</p> <p><b>R35</b>  4,00    SR.R</p>		<p>Type : W</p> <p>Coating :</p> <p>Ø A : 140</p> <p>Ø C : 150,60</p> <p>H : 9,96</p> <p>L : 240,20</p> <p>F : 1,20</p>		<p>Montaj Yüksekliği</p> <p>+ 0,28 / + 0,52</p>			
 <p>50,00 x 101,00 x 25,00</p>	<p><b>C263 132 353</b>    1132,94353 2132,94353</p>								







FIAT		P263 205				Ø125,00			
      	 <p><b>Ø125</b></p> <p>RC, OCP, BB, YP</p> <p>6</p> <p>Diesel Engine :</p> <p><b>F3 AE 3681 A/B/D</b></p> <p><b>Euro 5 ( CURSOR 10 EURO 5 )</b></p> <p>6 Cyl. 316 Kw (450 HP) 10308 cm</p> <p>Eurotraktor 2009 - ...</p> <p>STRALIS 190 S 42 / 190 S 45 / 260 S 42 / 260 S 45 / 440 S 42 / 440 S 45</p>	P263 205 000	STD	STD	R263 205 000	S263 205 000	L263 245 000	STD	K263 205 000
	<p>ST : 85,50</p> <p>TB : 133,50</p> <p>ØH : 88,01</p> <p>H<sub>z</sub> : -21,20    -7,00</p> <p>H<sub>x/y</sub> : 0,00    0,00</p> <p>ØV :</p> <p>V<sub>z</sub> :</p> <p>T1 : 8,00</p>	<p>R16  2,50 TR15°</p> <p>R31  3,00 SR</p> <p>R35  4,00 SR.R</p>	<p>Type : W</p> <p>Coating :</p> <p>Ø A : 140</p> <p>Ø C : 150,60</p> <p>H : 9,96</p> <p>L : 240,20</p> <p>F : 1,20</p>	<p>Montaj Yüksekliği</p> <p>+ 0,28 / + 0,52</p>					
 <p>50,00 x 101,00 x 25,00</p>	 <p><b>Ø125</b></p> <p>S</p> <p>6</p> <p>Diesel Engine :</p>	P263 206 000	STD	STD	R263 206 000	S263 206 000			
<p>ST : 92,50</p> <p>TB : 158,00</p> <p>ØH : 61,10</p> <p>H<sub>z</sub> : -27,50    -22,15</p> <p>H<sub>x/y</sub> : 0,00    0,00</p> <p>ØV :</p> <p>V<sub>z</sub> :</p> <p>T1 : 20,00</p>	<p>R01  3,50 SR</p> <p>R02  3,00 SR</p> <p>R02  3,00 SR</p> <p>R21  3,00 SR</p> <p>R35  5,50 SR</p> <p>R31  5,50 SR</p>	<p>Montaj Yüksekliği</p> <p>+ 0,30 / + 0,40</p>							
 <p>44,00 x 107,50 x 26,00</p>									

FIAT		P263 301				Ø135,00		
       	 <b>Ø135</b> RC,OCP,YP,T 6 <b>Diesel Engine :</b> <b>F3B0681</b> <b>CB401/402/411</b> <b>/ Cursor 13</b> <b>Euro 3</b> 12882 cc 279/324/338/353/397 kW (380/440/460/480/540) Turbo, Intercooler / Eurotrakker MP 260E38H, Eurotrakker MP260E38V, Eurotrakker MP 340E38H, Eurotrakker MP 340E38HB, Eurotrakker MP 380E38W, Eurotrakker MP 410E38H, Eurotrakker MP 190, Eurotrakker MP 190E38W, Eurotrakker MPU 410E38H, Trakker AD 190T38, Trakker AD 190T38W, Trakker AD 260T38, Trakker AD 190T38, Trakker AT 190T38W, Trakker AT 260T38	<b>P263 301 000</b> STD STD <b>P263 301 060</b> STD +0,60	<b>R263 301 000</b> <b>R263 301 060</b>	<b>S263 301 000</b> <b>S263 301 060</b>	<b>L263 346 000</b>  	STD <b>K263 301 000</b>		
	<b>ST :</b> 90,40 <b>TB :</b> 142,40 <b>ØH :</b> 94,00 <b>Hz :</b> -23,10 -7,00 <b>Hx/y :</b> 0,00 0,00 <b>ØV :</b> <b>Vz :</b> <b>T1 :</b> 9,55	<b>R16</b>  4,00 TR15° <b>R26</b>  3,00 SR <b>R35</b>  5,00 SR	<b>Type :</b> W <b>Coating :</b> <b>Ø A :</b> 151 <b>Ø C :</b> 161,60 <b>H :</b> 9,96 <b>L :</b> 254 <b>F :</b> 1,20	<b>Montaj Yüksekliği</b> + 0,00 / + 0,50				
 54,00 x 106,00 x 24,00					<b>C263 145 353</b> 3145,60353			
FIAT		P263 302				Ø135,00		
       	 <b>Ø135</b> RC,OCP,BB,YP,T 6 <b>Diesel Engine :</b> <b>F3B3681A EURO 4/5</b> 6 Cyl. 12880 cc 301-412 Kw 410 -510 PS CURSOR 13 E56	<b>P263 302 000</b> STD STD	<b>R263 302 000</b>	<b>S263 302 000</b>	<b>L263 346 000</b>  	STD <b>K263 302 000</b>		
	<b>ST :</b> 90,40 <b>TB :</b> 142,40 <b>ØH :</b> 94,00 <b>Hz :</b> -23,10 -7,00 <b>Hx/y :</b> 0,00 0,00 <b>ØV :</b> <b>Vz :</b> <b>T1 :</b> 10,90	<b>R16</b>  3,00 TR15° <b>R26</b>  3,00 SR <b>R35</b>  5,00 SR	<b>Type :</b> W <b>Coating :</b> <b>Ø A :</b> 151 <b>Ø C :</b> 161,60 <b>H :</b> 9,96 <b>L :</b> 254 <b>F :</b> 1,20	<b>Montaj Yüksekliği</b>				
 54,00 x 106,00 x 24,00								

FIAT		P263 303				Ø137,00		
     	 <p><b>Ø137</b></p> <p>RC,BB,OCP,YP,T</p> <p>6</p> <p><b>Diesel Engine:</b>  <b>8210.42.K</b> 6 cyl.,13978 ccm 272 kW (370 PS),16:1 / 190 E37 Euro Trakker,260 / E37 Euro Trakker,340 E37 / Euro Trakker,380 E37 Euro Trakker,400 E37 / Euro Trakker,410 E37 / Euro Trakker,720,E37  <b>8210.42.K,Euro 2,</b> 6 cyl.,13978 ccm,309 kW (420 PS),16:1, Turbo LLK 180 E42 Euro Tech,190 / E42 Euro Star,190 E42 / Euro Tech,190 E42 / Euro Trakker,240 E42 / Euro Tech,260 E42 / Euro Trakker,380 E42 Euro Trakker,400 E42 / Euro Star,400 E42 / Euro Tech,400 E42 / Euro Trakker,440 E42 / Euro Star,440 E42 / Euro Tech,440 E42 / Euro Trakker,720 E42</p>	STD	STD	R263 303 000	S263 303 000	L263 347 000	STD	K263 303 000
						L263 348 000	-143,02	K263 303 001
 <p><b>Ø137</b></p> <p>RC,OC,EP,BB</p> <p>6</p> <p><b>Diesel Engine :</b>  <b>8210.42,</b> R 6, 13798 cm<sup>3</sup>, 272 kW (370 PS), 16,5:1 stroke 156mm, 260.36 TurboStar / 190.36 TurboTech / 240.36 TurboTech  <b>8210.42.L (TCA) Euro2</b> R 6, 13790 cm<sup>3</sup>, 309 kW (420 PS), 16:1 12 Ventile LD 190 E 42 / LD 440 E 42, LD 240 E 42, 400 E 42, 440 E 42, MP 340 E42, MP 410 E42, MP 720 E 42, MP 360 E 42, MP 380 E 42, MP 440 E 42, MP 400 E 42, MP 190 E 42</p>	<p>ST : 92,00</p> <p>TB : 157,00</p> <p>ØH : 72,00</p> <p>Hx : -25,50 -18,07</p> <p>Hx/y : -3,00 0,00</p> <p>ØV :</p> <p>Vz :</p> <p>T1 : 10,00</p>	R16  4,00 TR15°	R06  3,00 SR	R35  5,50 SR	<p>Type : DC</p> <p>Coating :</p> <p>Ø A : 143,02</p> <p>Ø C : 147</p> <p>H : 6</p> <p>L : 282</p> <p>F :</p>	<p>Montaj Yüksekliği</p> <p>0,00 / 0,20</p>		
							 <p>50,00 x 115,00 x 24,00</p>	
FIAT		P263 304				Ø137,00		
 <p><b>Ø137</b></p> <p>RC,OC,EP,BB</p> <p>6</p> <p><b>Diesel Engine :</b>  <b>8210.42,</b> R 6, 13798 cm<sup>3</sup>, 272 kW (370 PS), 16,5:1 stroke 156mm, 260.36 TurboStar / 190.36 TurboTech / 240.36 TurboTech  <b>8210.42.L (TCA) Euro2</b> R 6, 13790 cm<sup>3</sup>, 309 kW (420 PS), 16:1 12 Ventile LD 190 E 42 / LD 440 E 42, LD 240 E 42, 400 E 42, 440 E 42, MP 340 E42, MP 410 E42, MP 720 E 42, MP 360 E 42, MP 380 E 42, MP 440 E 42, MP 400 E 42, MP 190 E 42</p>	STD	STD	R263 304 000	S263 304 000	L263 347 000	STD	K263 304 000	
					L263 347 001	Ø A : ,05	K263 304 001	
 <p><b>Ø137</b></p> <p>RC,OC,EP,BB</p> <p>6</p> <p><b>Diesel Engine :</b>  <b>8210.42,</b> R 6, 13798 cm<sup>3</sup>, 272 kW (370 PS), 16,5:1 stroke 156mm, 260.36 TurboStar / 190.36 TurboTech / 240.36 TurboTech  <b>8210.42.L (TCA) Euro2</b> R 6, 13790 cm<sup>3</sup>, 309 kW (420 PS), 16:1 12 Ventile LD 190 E 42 / LD 440 E 42, LD 240 E 42, 400 E 42, 440 E 42, MP 340 E42, MP 410 E42, MP 720 E 42, MP 360 E 42, MP 380 E 42, MP 440 E 42, MP 400 E 42, MP 190 E 42</p>	<p>ST : 92,00</p> <p>TB : 157,00</p> <p>ØH : 83,80</p> <p>Hx : -21,00 -12,00</p> <p>Hx/y : 3,00 0,00</p> <p>ØV :</p> <p>Vz :</p> <p>T1 : 10,00</p>	R16  4,00 TR15°	R06  3,00 SR	R35  5,50 SR	<p>Type : DC</p> <p>Coating :</p> <p>Ø A : 143,02</p> <p>Ø C : 147</p> <p>H : 6</p> <p>L : 282</p> <p>F :</p>	<p>Montaj Yüksekliği</p>		
							 <p>50,00 x 115,00 x 24,00</p>	









FIAT		P263 305				Ø137,00		
 <p><b>Ø137</b></p> <p>RC, OCP</p> <p>6</p> <p><b>Diesel Engine :</b>                      Reihenmotor                      8210.42.5000 Euro 2 13798 cm³                      309/346 kW (420/470 PS) 16:1                      Aufladung ,LLK,                      Fahrzeug                      Iveco</p>	<b>P263 305 000</b>	STD	STD	<b>R263 305 000</b>	<b>S263 305 000</b>	<b>L263 347 000</b>	STD	<b>K263 305 000</b>
	<p><b>ST :</b> 92,00</p> <p><b>TB :</b> 152,00</p> <p><b>ØH :</b> 72,00</p> <p><b>Hz :</b> -25,50    -18,07</p> <p><b>Hx/y :</b> 3,00    0,00</p> <p><b>ØV :</b></p> <p><b>Vz :</b></p> <p><b>T1 :</b> 8,75</p>	<p><b>R16</b>  4,00 TR15°</p> <p><b>R01</b>  3,00 SR</p> <p><b>R35</b>  5,50 SR</p>		<p><b>Type :</b> DC</p> <p><b>Coating :</b></p> <p><b>Ø A :</b> 143,02</p> <p><b>Ø C :</b> 147</p> <p><b>H :</b> 6</p> <p><b>L :</b> 282</p> <p><b>F :</b></p>		<p><b>Montaj Yüksekliği</b></p>		
	 <p>50,00 x 115,00 x 24,00</p>							

FIAT		P263 306				Ø137,00		
 <p><b>Ø137</b></p> <p>RC</p> <p>6</p> <p><b>Diesel Engine :</b>                      8210.12.0                      8210.02.221 A                      8215.02                      8210.02.000</p>	<b>P263 306 000</b>	STD	STD	<b>R263 306 000</b>	<b>S263 306 000</b>	<b>L263 347 000</b>	STD	<b>K263 306 000</b>
	<p><b>ST :</b> 92,00</p> <p><b>TB :</b> 167,00</p> <p><b>ØH :</b> 67,00</p> <p><b>Hz :</b> -32,40    -17,70</p> <p><b>Hx/y :</b> -5,00    0,00</p> <p><b>ØV :</b></p> <p><b>Vz :</b></p> <p><b>T1 :</b> 23,00</p>	<p><b>R16</b>  4,00 TR15°</p> <p><b>R06</b>  3,00 SR</p> <p><b>R21</b>  3,00 SR</p> <p><b>R35</b>  5,50 SR.R</p>		<p><b>Type :</b> DC</p> <p><b>Coating :</b></p> <p><b>Ø A :</b> 143,02</p> <p><b>Ø C :</b> 147</p> <p><b>H :</b> 6</p> <p><b>L :</b> 282</p> <p><b>F :</b></p>		<p><b>Montaj Yüksekliği</b></p>		
	 <p>48,00 x 117,00 x 22,00</p>							










**FIAT P263 309 Ø137,00**

 <p><b>Ø137</b></p> <p>RC,OCP 6</p> <p>Diesel Engine:  <b>8210.22.510 /</b>  <b>8210.22.559 /</b>  <b>8210.22.569 /</b>  <b>8210.22.859 /</b>  <b>8210.22.869</b>                  R6 Diesel, 13798 ccm 221 kW (300 PS) 17:1 Injeksiyon, Turbo, 190.30H, 190.30N, 190.30NT, 330.30H, 330.30, 330.30NW, 370 S30</p>	<p><b>P263 309 000</b></p> <p>STD STD</p>	<p><b>R263 309 000</b></p>	<p><b>S263 309 000</b></p>	<p><b>L263 347 000</b></p> <p><b>L263 348 000</b></p> <p><b>L263 349 000</b></p> <p><b>L263 350 000</b></p>	<p>STD</p> <p>-143,02</p> <p>-143,02</p> <p>-143,02</p>	<p><b>K263 309 000</b></p> <p><b>K263 309 001</b></p> <p><b>K263 309 002</b></p> <p><b>K263 309 003</b></p>			
							<p>ST : 92,00</p> <p>TB : 162,00</p> <p>ØH : 57,00</p> <p>H<sub>z</sub> : -32,50</p> <p>Hx/y : -5,00 0,00</p> <p>ØV :</p> <p>Vz :</p> <p>T1 : 23,40</p>	<p><b>R16</b>  4,00 TR15°</p> <p><b>R06</b>  3,00 SR</p> <p><b>R06</b>  3,00 SR</p> <p><b>R35</b>  5,50 SR</p>	<p>Type : DC</p> <p>Coating :</p> <p>Ø A : 143,02</p> <p>Ø C : 147</p> <p>H : 6</p> <p>L : 282</p> <p>F :</p>
							 <p>50,00 x 115,00 x 24,00</p>	<p>Montaj Yüksekliği</p>	

**FIAT P263 310 Ø137,00**






 <p><b>Ø137</b></p> <p>RC,OCP,YP,T 6</p> <p>Diesel Engine:  <b>8210.42 /</b>  <b>8210.42.101 /</b>  <b>8210.42.009 /</b>  <b>8210.42.115 /</b>                  R 6, 13798 ccm 265 kW , (360 PS) 15:1 Turbo LLK, 390 E 37 Euro Trakker 04, 1993...                  340 E 37 Euro Trakker / 380 E 37 Euro Trakker / 260 Turbo Star 88...1990                  Series 190.36,240.36, / 330.36, 340.36</p>	<p><b>P263 310 000</b></p> <p>STD STD</p>	<p><b>R263 310 000</b></p>	<p><b>S263 310 000</b></p>	<p><b>L263 347 000</b></p> <p><b>L263 348 000</b></p> <p><b>L263 349 000</b></p> <p><b>L263 350 000</b></p>	<p>STD</p> <p>-143,02</p> <p>-143,02</p> <p>-143,02</p>	<p><b>K263 310 000</b></p> <p><b>K263 310 001</b></p> <p><b>K263 310 002</b></p> <p><b>K263 310 003</b></p>			
							<p>ST : 92,00</p> <p>TB : 157,00</p> <p>ØH : 72,00</p> <p>H<sub>z</sub> : -33,00 -18,00</p> <p>Hx/y : 5,00 0,00</p> <p>ØV :</p> <p>Vz :</p> <p>T1 : 10,00</p>	<p><b>R16</b>  4,00 TR15°</p> <p><b>R06</b>  3,00 SR</p> <p><b>R35</b>  5,50 SR</p>	<p>Type : DC</p> <p>Coating :</p> <p>Ø A : 143,02</p> <p>Ø C : 147</p> <p>H : 6</p> <p>L : 282</p> <p>F :</p>
							 <p>50,00 x 115,00 x 24,00</p>	<p>Montaj Yüksekliği + 0,27 / + 0,20</p>	










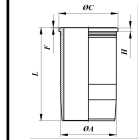
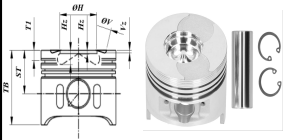


**FIAT P263 402 Ø145,00**

 <p><b>Ø145</b></p> <p>RC, OCP</p> <p>8</p> <p>Diesel Engine :</p> <p><b>8280.22 /</b>  <b>8280.22.007 /</b>  <b>8280.22.009 /</b>  <b>8280.22.033 /</b>  <b>8280.22.054 /</b>  <b>8281.22.201 /</b>  <b>8281.22.000 /</b>  <b>8282.22.000 /</b>  <b>8285.22.000</b></p> <p>17174 ccm              170/190/220/240/260,320              1980,...1988              8280.22.S, 17174 ccm,              190, 1984-</p>	<p><b>P263 402 000</b></p>	<p>STD</p>	<p>STD</p>	<p><b>R263 402 000</b></p>	<p><b>S263 402 000</b></p>	<p><b>L263 452 000</b></p>	<p>STD</p>	<p><b>K263 402 000</b></p>
	<p>ST : 95,00</p> <p>TB : 157,00</p> <p>ØH : 74,00</p> <p>Hz : -30,50 -18,55</p> <p>Hx/y : 0,00 0,00</p> <p>ØV :</p> <p>Vz :</p> <p>T1 : 23,35</p>	<p><b>R16</b>  4,00 TR15°</p> <p><b>R06</b>  3,00 SR</p> <p><b>R35</b>  6,00 SR</p>	<p>Type : W</p> <p>Coating :</p> <p>Ø A : 158,5</p> <p>Ø C : 174</p> <p>H : 10,06</p> <p>L : 262</p> <p>F : 0,94</p>	<p>Montaj Yüksekliği</p>				
 <p>55,00 x 122,00 x 29,00</p>								

**FORD P271 701 Ø70,80**

 <p><b>Ø70,8</b></p> <p>4</p> <p>Benzin Engine: 169A 4.000              Fiat 500 Grande Punto /              Panda Punto / Punto Evo              Ford KA              Lancia Ypsilon              Chrysler 169A4.000 199A4.000              FP4</p>	<p><b>P271 701 000</b></p>	<p>STD</p>	<p>STD</p>	<p><b>R271 701 000</b></p>	<p><b>S271 701 000</b></p>			
	<p><b>P271 701 040</b></p>	<p>STD</p>	<p>+0,40</p>	<p><b>R271 701 040</b></p>	<p><b>S271 701 040</b></p>			
<p><b>P271 701 060</b></p>	<p>STD</p>	<p>+0,60</p>	<p><b>R271 701 060</b></p>	<p><b>S271 701 060</b></p>				
<p>ST : 28,60</p> <p>TB : 48,00</p> <p>ØH : 63,50</p> <p>Hz : -3,50 -3,75</p> <p>Hx/y : 0,00 0,00</p> <p>ØV :</p> <p>Vz :</p> <p>T1 : 5,65</p>	<p><b>R01</b>  1,20 SR</p> <p><b>R06</b>  1,20 SR</p> <p><b>R35</b>  2,50 SR.R</p>	<p>Montaj Yüksekliği</p>						
 <p>18,00 x 49,00 x 11,00</p>								



**FORD P271 702 Ø71,90**



**Ø71,9**

EP,T

Benzin Engine :  
Ecooboost 1.0 L.  
**B7DA**

<b>P271 702 000</b>	STD	STD	<b>R271 702 000</b>	<b>S271 702 000</b>
<b>P271 702 025</b>	STD	+0,25	<b>R271 702 025</b>	<b>S271 702 025</b>
<b>P271 702 050</b>	STD	+0,50	<b>R271 702 050</b>	<b>S271 702 050</b>
<b>P271 702 200</b>	-0,20	STD	<b>R271 702 000</b>	<b>S271 702 200</b>
<b>P271 702 350</b>	-0,30	+0,50	<b>R271 702 050</b>	<b>S271 702 350</b>


<b>ST :</b>	27,40	1,00	SR
<b>TB :</b>	45,40	1,00	SR
<b>ØH :</b>	30,00	2,00	SR.R
<b>Hz :</b>	-4,20	-1,30	
<b>Hx/y :</b>	-3,50	0,00	
<b>ØV :</b>	26,00	26,00	
<b>Vz :</b>	-2,80	-2,80	
<b>T1 :</b>	5,70		



20,00 x 47,00 x 11,50

Montaj Yüksekliği

**FORD P271 703 Ø71,90**



**Ø71,9**

EP,T

Benzin Engine :  
Ecooboost 1.0 L.  
**B7DA**

**Diffirent Ring Size!**

<b>P271 703 000</b>	STD	STD	<b>R271 703 000</b>	<b>S271 703 000</b>
<b>P271 703 025</b>	STD	+0,25	<b>R271 703 025</b>	<b>S271 703 025</b>
<b>P271 703 050</b>	STD	+0,50	<b>R271 703 050</b>	<b>S271 703 050</b>
<b>P271 703 200</b>	-0,20	STD	<b>R271 703 000</b>	<b>S271 703 200</b>
<b>P271 703 350</b>	-0,30	+0,50	<b>R271 703 050</b>	<b>S271 703 350</b>

<b>ST :</b>	27,40	<b>R02</b>		1,20	SR
<b>TB :</b>	45,40	<b>R26</b>		1,50	SR
<b>ØH :</b>	30,00	<b>R37</b>		2,50	SR.R
<b>Hz :</b>	-4,20				
<b>Hx/y :</b>	-3,50				
<b>ØV :</b>	26,00				
<b>Vz :</b>	-2,80				
<b>T1 :</b>	5,20				



20,00 x 47,00 x 11,50






Montaj Yüksekliği

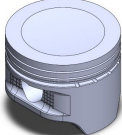




FORD		P271 704				Ø71,90	
 <p><b>Ø71,9</b></p> <p>EP,T 3</p> <p>Benzin Engine : Focus III 1.0 EcoBoost, C-MAX II 1.0 EcoBoost, Grand C-MAX 1.0 Ecoboost, TRANSIT CONNECT 1.0 EcoBoost, Grand Tourneo Connect 1.0 EcoBoost, Tourneo Connect 1.0 EcoBoost, Transit Courier 1.0 EcoBoost, B-MAX 1.0 EcoBoost, FIESTA IV 1.0 EcoBoost, <b>M2DA, MGDA / SFDA, M2GA, SFCD, SFCC, SFCA, SFCB, SFJA, SFJB, SFJD, SFJC</b> 998cc</p>	<p><b>P271 704 000</b></p> <p><b>P271 704 050</b></p>	<p>STD</p> <p>STD</p>	<p>STD</p> <p>+0,50</p>	<p><b>R271 704 000</b></p> <p><b>R271 704 050</b></p>	<p><b>S271 704 000</b></p> <p><b>S271 704 050</b></p>		
	<p>ST : 26,85</p> <p>TB : 50,50</p> <p>ØH : 43,00</p> <p>H<sub>z</sub> : 5,65 -8,66</p> <p>H<sub>x/y</sub> : -1,00 0,00</p> <p>ØV : 30,00 30,00</p> <p>V<sub>z</sub> : -3,00 -3,00</p> <p>T1 : 38,65</p>	<p><b>R01</b>  1,00 SR.R</p> <p><b>R26</b>  1,20 SR.R</p> <p><b>R37</b>  2,00 SR.R</p>					
 <p>20,00 x 47,00 x 11,50</p>						Montaj Yüksekliği	

FORD		P271 705				Ø71,90	
 <p><b>Ø71,9</b></p> <p>EP,T 3</p> <p>Benzin Engine : Focus III 1.0 EcoBoost, C-MAX II 1.0 EcoBoost, Grand C-MAX 1.0 Ecoboost, TRANSIT CONNECT 1.0 EcoBoost, Grand Tourneo Connect 1.0 EcoBoost, Tourneo Connect 1.0 EcoBoost, Transit Courier 1.0 EcoBoost, B-MAX 1.0 EcoBoost, FIESTA IV 1.0 EcoBoost, <b>M2DA, MGDA / SFDA, M2GA, SFCD, SFCC, SFCA, SFCB, SFJA, SFJB, SFJD, SFJC</b> 998cc</p>	<p><b>P271 705 000</b></p> <p><b>P271 705 050</b></p>	<p>STD</p> <p>STD</p>	<p>STD</p> <p>+0,50</p>	<p><b>R271 705 000</b></p> <p><b>R271 705 050</b></p>	<p><b>S271 705 000</b></p> <p><b>S271 705 050</b></p>		
	<p>ST : 26,85</p> <p>TB : 50,50</p> <p>ØH : 43,00</p> <p>H<sub>z</sub> : 5,65 -8,66</p> <p>H<sub>x/y</sub> : -1,00 0,00</p> <p>ØV : 30,00 30,00</p> <p>V<sub>z</sub> : -3,00 -3,00</p> <p>T1 : 38,65</p>	<p><b>R01</b>  1,20 SR.R</p> <p><b>R26</b>  1,50 SR.R</p> <p><b>R37</b>  2,50 SR.R</p>					Montaj Yüksekliği
 <p>20,00 x 47,00 x 11,50</p>							



FORD		P271 706				Ø71,91		
 <p><b>Ø71,91</b></p> <p>BSG,T</p> <p><b>Benzin Engine :</b> ZH12 Zetec S, 55 kW (75 PS) SNJB DHA, DHB, DHC, DHD, DHE, DHF, DHG Fiesta 1,25 Trend / Fusion 1242 cc.</p>	P271 706 000	STD	STD	R271 706 000	S271 706 000			
	P271 706 025	STD	+0,25	R271 706 025	S271 706 025			
	P271 706 050	STD	+0,50	R271 706 050	S271 706 050			
	ST :	28,40		R01	 1,20	SR		
	TB :	55,25		R06	 1,50	SR		
	ØH :			R35	 2,50	SR		
	Hz :							
	Hx/y :							
	ØV :							
	Vz :							Montaj Yüksekliği
	T1 :	5,00						
	 <p>19,00 x 42,00 x 11,00</p>							

FORD		P271 707				Ø71,91		
 <p><b>Ø71,91</b></p> <p><b>Benzin Engine :</b> Fiesta 1,25 SNJA, SNJB, SNJC, SNJD 4-Cyl. 60 KW, 82 PS,</p>	P271 707 000	STD	STD	R271 707 000	S271 707 000			
	P271 707 025	STD	+0,25	R271 707 025	S271 707 025			
	P271 707 050	STD	+0,50	R271 707 050	S271 707 050			
	ST :	28,40		R01	 1,20	SR		
	TB :	55,25		R06	 1,50	SR		
	ØH :	52,00		R38	 2,50	SR		
	Hz :	-0,93						
	Hx/y :	0,00	0,00					
	ØV :							
	Vz :							Montaj Yüksekliği
	T1 :	5,00						
	 <p>19,00 x 50,00 x 11,00</p>							





FORD

P271 710

Ø73,70



Ø73,7

RC,T,YP

4

Diesel Engine : Fiesta 1.4  
TDCi 2010-...  
DV4C Euro5 / 8HR (DV4C) /  
F6JD, KVJA

4 Cyl. 1398 cc 68 HP 50 KW

P271 710 000 STD STD  
P271 710 050 STD +0,50  
P271 710 060 STD +0,60  
P271 710 200 -0,20 STD  
P271 710 250 -0,20 +0,50  
P271 710 400 -0,40 STD  
P271 710 450 -0,40 +0,50




R271 710 000  
R271 710 050  
R271 710 060  
R271 710 000  
R271 710 050  
R271 710 000  
R271 710 050

S271 710 000  
S271 710 050  
S271 710 060  
S271 710 200  
S271 710 250  
S271 710 400  
S271 710 450

ST : 42,90  
TB : 65,40  
ØH : 45,10  
Hz : -12,50 -5,00  
Hx/y : 0,75 0,75  
ØV :  
Vz :  
T1 : 7,50



25,00 x 60,00 x 12,50

R16  2,50 TR11°  
R08  1,95 SR  
R35  2,00 SR.R

Montaj Yüksekliği

1 çentik 1,252mm  
conta ile + 0,771 / +  
0,820  
2 çentik 1,303mm  
conta ile + 0,611 / +  
0,720  
3 çentik 1,351mm  
conta ile + 0,721 /  
+0,770  
4 çentik 1,400mm  
conta ile + 0,821 / +  
0,870  
5 çentik 1,450mm  
conta ile + 0,871 / +  
0,977

FORD

P271 711

Ø75,00



Ø75

RC

4

Diesel Engine :  
DV6D / 9HK  
(DV6ETEDM)

Citroen

4-Cyl. 1560cc 55-68 kW  
75-92 PS

P271 711 000 STD STD  
P271 711 050 STD +0,50  
P271 711 060 STD +0,60  
P271 711 200 -0,20 STD  
P271 711 250 -0,20 +0,50

R271 711 000  
R271 711 050  
R271 711 060  
R271 711 000  
R271 711 050

S271 711 000  
S271 711 050  
S271 711 060  
S271 711 200  
S271 711 250

L271 701 000

STD


K271 711 000



ST : 41,70  
TB : 65,20  
ØH : 45,00  
Hz : -13,89 -5,00  
Hx/y : -0,60 0,50  
ØV :  
Vz :  
T1 : 8,90



26,00 x 61,00 x 13,00

R16  2,50 TR15°  
R26  1,95 SR  
R35  2,00 SR.R

Type : DS

Coating :

Ø A : 78,00

Ø C : 79,50




H : 5,00



L : 142,00

F :

Montaj Yüksekliği





FORD		P271 712				Ø75,00		
 <p><b>Ø75</b></p> <p>RC,OCP,YP,T</p> <p>4</p> <p>Diesel Engine: 1.5 BlueHDI 100 -120 C3 AIRCROSS II Van (2C_2R), SPACETOURER Bus (V), JUMPY Bus (V), C4 CACTUS, C-ELYSEE (DD), BERLINGO (ER_EC), C4 CACTUS,</p> <p><b>YHY (DV5RD) Euro 6</b> <b>- YHX (DV5RC) Euro 6</b> <b>- YHR (DV5RUCd) Euro 6 - YHY (DV5RD) Euro 6</b> 4 Cyl. 1499 cc. 75-96 kW - 102 -120 PS</p> <p>Ds, Opel, Peugeot, Fiat, Ford, Toyota</p>	<p><b>P271 712 000</b> STD STD <b>R271 712 000</b> <b>S271 712 000</b></p> <p><b>P271 712 040</b> STD +0,40 <b>R271 712 040</b> <b>S271 712 040</b></p> <p><b>P271 712 050</b> STD +0,50 <b>R271 712 050</b> <b>S271 712 050</b></p> <p><b>P271 712 060</b> STD +0,60 <b>R271 712 060</b> <b>S271 712 060</b></p>							
	<p>ST : 39,94</p> <p>TB : 60,00</p> <p>ØH : 40,81</p> <p>Hz : -13,00 -5,00</p> <p>Hx/y : 1,00 0,00</p> <p>ØV :</p> <p>Vz :</p> <p>T1 : 8,40</p>	<p><b>R11</b>  1,75 ETR3°</p> <p><b>R08</b>  1,50 SR</p> <p><b>R35</b>  2,00 SR.R</p>						
 <p>26,00 x 62,50 x 13,50</p>								Montaj Yüksekliği

FORD		P271 713				Ø75,00		
 <p><b>Ø75</b></p>	<p><b>P271 713 000</b> STD STD <b>R271 713 000</b> <b>S271 713 000</b></p> <p><b>P271 713 025</b> STD +0,25 <b>R271 713 025</b> <b>S271 713 025</b></p> <p><b>P271 713 050</b> STD +0,50 <b>R271 713 050</b> <b>S271 713 050</b></p> <p><b>P271 713 060</b> STD +0,60 <b>R271 713 060</b> <b>S271 713 060</b></p> <p><b>P271 713 075</b> STD +0,75 <b>R271 713 075</b> <b>S271 713 075</b></p> <p><b>P271 713 001</b> STD +1,00 <b>R271 713 001</b> <b>S271 713 001</b></p> <p><b>P271 713 200</b> -0,20 STD <b>R271 713 000</b> <b>S271 713 260</b></p> <p><b>P271 713 260</b> -0,20 +0,60 <b>R271 713 060</b> <b>S271 713 200</b></p> <p><b>P271 713 400</b> -0,40 STD <b>R271 713 000</b> <b>S271 713 400</b></p>							
	<p>ST : 41,70</p> <p>TB : 65,30</p> <p>ØH : 41,72</p> <p>Hz : -13,29 -6,05</p> <p>Hx/y : 1,00 0,00</p> <p>ØV : 27,50 27,50</p> <p>Vz : -1,16 -1,16</p> <p>T1 : 8,00</p>	<p><b>R01</b>  3,00 TR6°</p> <p><b>R26</b>  1,95 SR.R</p> <p><b>R35</b>  2,50 SR.R</p>						
 <p>26,00 x 61,00 x 13,00</p>								










**FORD** **P271 714** **Ø79,00**






 <p><b>Ø79</b></p> <p>T, BSG 4</p> <p>Benzin Engine : C-MAX 1.6, FOCUS II 1.6, FOCUS II 1.6 LPG, FOCUS C-MAX 1.6 I, FOCUS C-MAX 1.6 TI, MONDEO IV 1.6 TI</p> <p><b>HWDA, HWDB, HXDA, HXDB, PNBA, SHDA, SHDB, SHDC, SIDA, Sigma Twin-VCT, Zetec SE</b></p> <p><b>Twin-VCT</b> 1596 cc 74-280 Kw (100-381 Ps) 16 Ventile</p> <p><b>1.6 ZETEC-S</b> 4 Cyl. 1600 cc 115 - 123 PS Focus, Mondeo 2007- ...</p>	<p><b>P271 714 000</b> STD STD <b>R271 714 000</b> <b>S271 714 000</b></p> <p><b>P271 714 025</b> STD +0,25 <b>R271 714 025</b> <b>S271 714 025</b></p> <p><b>P271 714 050</b> STD +0,50 <b>R271 714 050</b> <b>S271 714 050</b></p>						
	<p>ST : 25,35</p> <p>TB : 48,35</p> <p>ØH : 50,20</p> <p>Hz : -0,70</p> <p>Hx/y : 0,00 0,00</p> <p>ØV : 27,10 27,10</p> <p>Vz : -4,00 -4,00</p> <p>T1 : 5,20</p>	<p><b>R01</b>  1,20 SR.R</p> <p><b>R26</b>  1,50 SR.R</p> <p><b>R37</b>  2,00 SR.R</p>					
 <p>18,00 x 53,00 x 10,00</p>							Montaj Yüksekliği

**FORD** **P271 715** **Ø79,00**






 <p><b>Ø79</b></p>	<p><b>P271 715 000</b> STD STD <b>R271 715 000</b> <b>S271 715 000</b></p> <p><b>P271 715 050</b> STD +0,50 <b>R271 715 050</b> <b>S271 715 050</b></p>						
	<p>ST : 25,40</p> <p>TB : 53,50</p> <p>ØH : 50,90</p> <p>Hz : -0,70</p> <p>Hx/y : 0,00 0,00</p> <p>ØV :</p> <p>Vz :</p> <p>T1 : 5,20</p>	<p><b>R01</b>  1,20 SR.R</p> <p><b>R26</b>  1,50 SR.R</p> <p><b>R37</b>  2,00 SR.R</p>					
 <p>18,00 x 51,00 x 11,00</p>							Montaj Yüksekliği

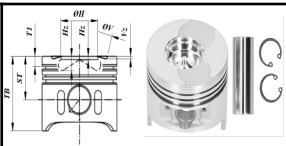


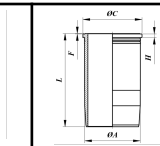














**FORD** **P271 716** **Ø79,00**

 <p><b>Ø79</b></p> <p>T, BSG</p> <p>4</p> <p>Benzin Engine : Focus 1.6 16V, Focus Estate 1.6 16V</p> <p><b>ZH 16 ZETEC S</b> <b>FYDA/FYDB/FYDC</b> <b>/FYDD/FYDH</b> <b>Zetec-SE &amp; L1T</b> <b>Zetec-SE &amp; L1V</b> <b>Zetec-SE &amp; L1W</b> <b>&amp; Zetec-SE</b></p> <p>1597 cc 73Kw (99Ps) 10,3:1 Enjeksiyonlu 16v Focus Ghia LX 1999...12/2004</p>	<p><b>P271 716 000</b> STD STD <b>R271 716 000</b> <b>S271 716 000</b></p> <p><b>P271 716 025</b> STD +0,25 <b>R271 716 025</b> <b>S271 716 025</b></p> <p><b>P271 716 050</b> STD +0,50 <b>R271 716 050</b> <b>S271 716 050</b></p> <p><b>P271 716 400</b> -0,40 STD <b>R271 716 000</b> <b>S271 716 400</b></p> <p><b>P271 716 450</b> -0,40 +0,50 <b>R271 716 050</b> <b>S271 716 450</b></p>						
	<p>ST : 25,05</p> <p>TB : 48,10</p> <p>ØH :</p> <p>Hz :</p> <p>Hx/y :</p> <p>ØV :</p> <p>Vz :</p> <p>T1 : 5,00</p>	<p><b>R01</b>  1,20 SR</p> <p><b>R21</b>  1,50 SR</p> <p><b>R35</b>  2,00 SR</p>					
 <p>18,00 x 51,00 x 11,00</p>							Montaj Yüksekliği






**FORD** **P271 717** **Ø79,00**

 <p><b>Ø79</b></p> <p>T, BSG</p> <p>4</p> <p>Benzin Engine : C-MAX 1,6i 16V, Focus</p> <p><b>1.6 ZETEC-S</b></p> <p>1596 cc 115 PS 2003-...</p>	<p><b>P271 717 000</b> STD STD <b>R271 717 000</b> <b>S271 717 000</b></p> <p><b>P271 717 025</b> STD +0,25 <b>R271 717 025</b> <b>S271 717 025</b></p> <p><b>P271 717 050</b> STD +0,50 <b>R271 717 050</b> <b>S271 717 050</b></p> <p><b>P271 717 400</b> -0,40 STD <b>R271 717 000</b> <b>S271 717 400</b></p> <p><b>P271 717 450</b> -0,40 +0,50 <b>R271 717 050</b> <b>S271 717 450</b></p>						
	<p>ST : 25,05</p> <p>TB : 48,05</p> <p>ØH : 57,30</p> <p>Hz : -0,65</p> <p>Hx/y : 0,00 0,00</p> <p>ØV :</p> <p>Vz :</p> <p>T1 : 5,00</p>	<p><b>R01</b>  1,20 SR</p> <p><b>R21</b>  1,50 SR</p> <p><b>R35</b>  2,00 SR</p>					
 <p>18,00 x 51,00 x 11,00</p>							






FORD		P271 718				Ø79,00		
      	 <b>Ø79</b> EP,T 4 Benzin Engine : 1.6 EcoBoost, GRAND C- MAX, C-MAX II, TRANSIT CONNECT, TOURNEO CONNECT, GRAND TOURNEO CONNECT, KUGA II, MONDEO IV, FOCUS III, GRAND C-MAX, ESCAPE II, GALAXY, S- MAX 1.6 EcoBoost. DM, JTMA, JQDA, JQDB, JQGA, 4-Cyl. 1596 cc 110 kW (150 PS) JTBA, JTBB, JTDA, JTDB 118 kW (160 PS) TJMA, JTWA, JTWB, YUDA 134 kW (182 PS) Volvo	<b>P271 718 000</b> STD STD <b>P271 718 025</b> STD +0,25 <b>P271 718 050</b> STD +0,50	<b>R271 718 000</b> <b>R271 718 025</b> <b>R271 718 050</b>	<b>S271 718 000</b> <b>S271 718 025</b> <b>S271 718 050</b>				
	ST : 27,80 TB : 53,70 ØH : 53,50 Hz : 6,50 -5,00 Hx/y : 0,00 0,00 ØV : Vz : -2,50 -2,50 T1 : 40,10	<b>R01</b>  1,20 SR.R <b>R26</b>  1,20 SR.R <b>R38</b>  2,00 SR.R						
 21,00 x 45,50 x 12,50								
FORD		P271 719				Ø79,00		
 <b>Ø79</b> EP,T 4 Benzin Engine : Focus, Kuga II, Mondeo <b>M8MA, M9MA,</b> <b>BNMA, UNCA,</b> <b>UNCB</b> 1.5 Eco Boost 4 Cyl. 1496cc 88-134 KW - 120-182 PS	<b>P271 719 000</b> STD STD <b>P271 719 025</b> STD +0,25 <b>P271 719 050</b> STD +0,50	<b>R271 719 000</b> <b>R271 719 025</b> <b>R271 719 050</b>	<b>S271 719 000</b> <b>S271 719 025</b> <b>S271 719 050</b>					
	ST : 29,40 TB : 57,20 ØH : 53,00 Hz : 6,30 -11,50 Hx/y : 0,00 0,00 ØV : 30,00 30,00 Vz : -2,50 -2,50 T1 : 43,90	<b>R01</b>  1,20 SR <b>R26</b>  1,50 SR.R <b>R38</b>  2,00 SR.R						
	x x							

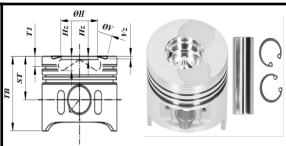


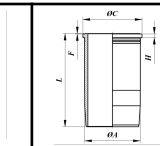







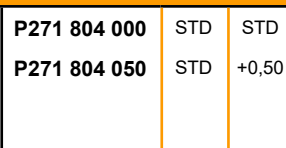
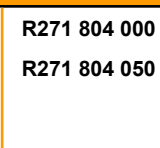










**FORD P271 801 Ø80,00**







 <p><b>Ø80</b></p> <p>S 1</p> <p>Compressor Engine: <b>NHDD COMPRESSOR</b> 1 Cyl. 2524 NHDD Air Compr.</p>	<p><b>P271 801 000</b> STD STD <b>R271 801 000</b> <b>S271 801 000</b></p>						
	<p><b>P271 801 025</b> STD +0,25 <b>R271 801 025</b> <b>S271 801 025</b></p>						
	<p><b>P271 801 050</b> STD +0,50 <b>R271 801 050</b> <b>S271 801 050</b></p>						
	<p><b>P271 801 075</b> STD +0,75 <b>R271 801 075</b> <b>S271 801 075</b></p>						
	<p>ST : 31,08</p> <p>TB : 64,00</p> <p>ØH :</p> <p>Hz :</p> <p>Hx/y :</p> <p>ØV :</p> <p>Vz :</p> <p>T1 : 4,50</p>	<p><b>R21</b>  2,50</p> <p><b>R21</b>  2,50</p> <p><b>R35</b>  4,00</p>					
 <p>18,00 x 63,00 x 12,00</p>							Montaj Yüksekliği

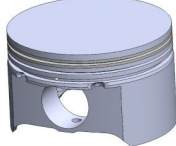




**FORD P271 802 Ø80,02**

 <p><b>Ø80,015</b></p> <p>RC,SP 3/4</p> <p>Diesel Engine: Escort '81 Express 1.6 D / Fiesta Box 1.6 D / Escort IV 1.6 D, <b>LTA D16 / LTB D16 / LTC D16</b> 1608 cm³, 40 kW (54 PS),21,5:1 04/1984...07/1990 04/1984...02/1989</p>	<p><b>P271 802 000</b> STD STD <b>R271 802 000</b> <b>S271 802 000</b></p>						
	<p><b>P271 802 050</b> STD +0,50 <b>R271 802 050</b> <b>S271 802 050</b></p>						
	<p><b>P271 802 001</b> STD +1,00 <b>R271 802 001</b> <b>S271 802 001</b></p>						
		<p>ST : 46,70</p> <p>TB : 76,70</p> <p>ØH :</p> <p>Hz : -3,40</p> <p>Hx/y :</p> <p>ØV :</p> <p>Vz :</p> <p>T1 :</p>	<p><b>R01</b>  2,00</p> <p><b>R01</b>  2,00</p> <p><b>R35</b>  3,00</p>				
 <p>24,00 x 62,00 x 12,00</p>							Montaj Yüksekliği

FORD		P271 803				Ø82,50		
     	 <b>Ø82,5</b> RC,OCP,T 4 Diesel Engine : Ford Focus II Estate (DA_) 1.8, S-MAX 1.8 TDCI, TOURNEO CONNECT 1.8, TRANSIT 1.8 TDCI <b>1,8 TDCI</b> <b>DURATORQ</b> <b>KKDA, QYWA, R3PA, RWPC, RWPD</b> 1753 cc 81 Kw (90-110 PS) 18,50:1 8 Ventile Transit Connect 2007-...	<b>P271 803 000</b> <b>P271 803 050</b>	STD STD +0,50	<b>R271 803 000</b> <b>R271 803 050</b>	<b>S271 803 000</b> <b>S271 803 050</b>	<b>L271 802 000</b> <b>L271 802 001</b>	STD Ø A : ,5	<b>K271 803 000</b> <b>K271 803 001</b>
	ST : 45,65 TB : 71,15 ØH : 45,29 Hz : -12,47 -5,40 Hx/y : -3,50 -2,00 ØV : Vz : T1 : 7,85	 28,00 x 65,50 x 15,00	<b>R02</b>  1,75 SR <b>R26</b>  2,00 SR <b>R35</b>  2,00 SR.R	<b>Type</b> : DS <b>Coating</b> : Ø A : 85,50 Ø C : 87,00 H : 5,00 L : 146,00 F :	<b>Montaj Yüksekliği</b> 1,36mm Conta ile +0,43 / +0,68 1,42mm Conta ile +0,68 / +0,74 1,52mm Conta ile +0,74 / +0,86			
FORD		P271 804				Ø82,50		
    	 <b>Ø82,5</b> RC,OCP 4 Diesel Engine : Ford Focus II Estate (DA_) 1.8 <b>1,8 TDCI</b> <b>DURATORQ</b> <b>KKDA</b> <b>See: 228 K06400</b> <b>DIFFERENT RING SIZE!!</b>	<b>P271 804 000</b> <b>P271 804 050</b>	STD STD +0,50	<b>R271 804 000</b> <b>R271 804 050</b>	<b>S271 804 000</b> <b>S271 804 050</b>	<b>L271 802 000</b>	STD	<b>K271 804 000</b>
	ST : 45,65 TB : 71,15 ØH : 45,29 Hz : -12,47 -5,40 Hx/y : -3,50 -2,00 ØV : Vz : T1 : 6,65	 28,00 x 66,00 x 14,00	<b>R12</b>  2,50 ETR7° <b>R26</b>  2,00 SR <b>R35</b>  3,00 SR.R	<b>Type</b> : DS <b>Coating</b> : Ø A : 85,50 Ø C : 87,00 H : 5,00 L : 146,00 F :	<b>Montaj Yüksekliği</b>			








FORD		P271 805				Ø82,50		
 <p><b>Ø82,5</b></p> <p>RC,OCP,T</p> <p>4</p> <p>Diesel Engine: <b>Focus 1.8 TDCi, Focus Estate 1.8 TDCi, Focus Saloon 1.8 TDCi, F9DA Dura Torq / F9DB Dura Torq / FFDA Dura Torq / ECOTORQ 1.8 TDCi</b></p> <p>4-Cyl. 1753cc 74 kW (100 PS) / 85 kW (115 PS)</p>	<p><b>P271 805 000</b></p> <p><b>P271 805 050</b></p> <p><b>P271 805 001</b></p>	<p>STD</p> <p>STD</p> <p>STD</p>	<p>STD</p> <p>+0,50</p> <p>+1,00</p>	<p><b>R271 805 000</b></p> <p><b>R271 805 050</b></p> <p><b>R271 805 001</b></p>	<p><b>S271 805 000</b></p> <p><b>S271 805 050</b></p> <p><b>S271 805 001</b></p>	<p><b>L271 802 000</b></p> <p><b>L271 802 001</b></p> 	<p>STD</p> <p>Ø A : ,5</p>	<p><b>K271 805 000</b></p> <p><b>K271 805 001</b></p>
	<p>ST : 45,50</p> <p>TB : 70,70</p> <p>ØH : 41,50</p> <p>Hz : -14,10 -4,00</p> <p>Hx/y : -3,50 -2,00</p> <p>ØV :</p> <p>Vz :</p> <p>T1 : 8,50</p>  <p>28,00 x 66,00 x 14,00</p>	<p><b>R11</b>  2,50 ETR7°</p> <p><b>R26</b>  2,00</p> <p><b>R35</b>  3,00</p>	<p>Type : DS</p> <p>Coating :</p> <p>Ø A : 85,50</p> <p>Ø C : 87,00</p> <p>H : 5,00</p> <p>L : 146,00</p> <p>F :</p>	<p><b>Montaj Yüksekliği</b></p> <p>1,36mm Conta ile +0,43 / +0,68</p> <p>1,42mm Conta ile +0,68 / +0,74</p> <p>1,52mm Conta ile +0,74 / +0,86</p>				






FORD		P271 806				Ø83,00		
 <p><b>Ø83</b></p> <p>EP</p> <p>4</p> <p>Benzin Engine: <b>Mondeo III 1.8 16V, Mondeo III Estate 1.8 16V, Focus C-Max 1.8, C-Max 1.8 Flexifuel, Focus II 1.8 Flexifuel, Focus II Saloon 1.8</b></p> <p><b>CGBA Duratec-HE / CGBB Duratec-HE / CHBA / CHBB / CSDA Duratec-HE</b></p> <p><b>CSDB Duratec-HE / QFDA Duratec-HE / Q7DA Duratec-HE / QQDA Duratec-HE / QQDB Duratec-HE</b></p> <p>4-Cyl. 1796cc 81 kW (110 PS) / 85/92 kW (115/125 PS) / 1798cc 88 kW (120 PS) / 1798cc 88 kW (120 PS) / 1798cc 88 kW (120 PS)</p>	<p><b>P271 806 000</b></p> <p><b>P271 806 025</b></p> <p><b>P271 806 050</b></p>	<p>STD</p> <p>STD</p> <p>STD</p>	<p>STD</p> <p>+0,25</p> <p>+0,50</p>	<p><b>R271 806 000</b></p> <p><b>R271 806 025</b></p> <p><b>R271 806 050</b></p>	<p><b>S271 806 000</b></p> <p><b>S271 806 025</b></p> <p><b>S271 806 050</b></p>	 <p>21,00 x 51,00 x 13,00</p>	<p>STD</p>	<p><b>Montaj Yüksekliği</b></p>
	<p>ST : 28,50</p> <p>TB : 51,00</p> <p>ØH :</p> <p>Hz :</p> <p>Hx/y :</p> <p>ØV :</p> <p>Vz :</p> <p>T1 :</p>	<p><b>R01</b>  1,20</p> <p><b>R26</b>  1,20</p> <p><b>R38</b>  2,50</p>	<p>Ø A : 85,50</p> <p>Ø C : 87,00</p> <p>H : 5,00</p> <p>L : 146,00</p> <p>F :</p>	<p><b>Montaj Yüksekliği</b></p>				








**FORD P271 807 Ø84,00**






 <p><b>Ø84</b></p> <p>F.Steel (OCP,T)</p> <p>4</p> <p>Diesel Engine : 2.0 EcoBlue, S-Max-Focus-Transit Custom 2016... PANTHER EcoBlue 4-Cyl. 157 kW, 210 HP</p>	<p><b>P271 807 000</b> STD STD <b>R271 807 000</b> <b>S271 807 000</b></p> <p><b>P271 807 025</b> STD +0,25 <b>R271 807 025</b> <b>S271 807 025</b></p> <p><b>P271 807 050</b> STD +0,50 <b>R271 807 050</b> <b>S271 807 050</b></p>							
	<p>ST : 36,00</p> <p>TB : 55,00</p> <p>ØH : 50,00</p> <p>Hz : -14,60 -5,90</p> <p>Hx/y : 0,00 0,00</p> <p>ØV : 30,00 30,00</p> <p>Vz : -0,75 -0,75</p> <p>T1 : 3,50</p>	<p><b>R02</b>  2,00 SR</p> <p><b>R08</b>  2,00 SR</p> <p><b>R35</b>  2,00 SR</p>						
	 <p>30,00 x 52,50 x 13,50</p>							Montaj Yüksekliği

**FORD P271 808 Ø84,01**

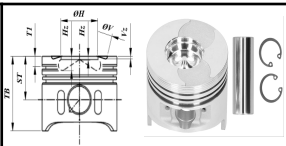


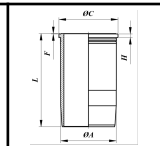








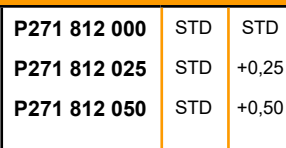
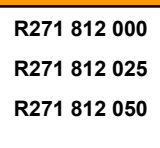

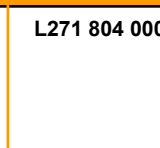








 <p><b>Ø84,01</b></p> <p>RC,BB,OCP,YP,T</p> <p>Diesel Engine : Tourneo Custom, Transit Custom 2015... <b>Panther - 2.0L I4 EcoBlue</b> <b>BCCC, BKFA, BKFB, BKFC, BKFD, BKRA, BKRB, YLCB, YLDA, YLF6</b> 4-Cyl. 1996 cc 96 kW - 130 PS - 104 kW - 140 PS, 111.85 kW - 150 PS, 126.77 kW - 170 PS, 134.23 kW - 180 PS</p>	<p><b>P271 808 000</b> STD STD <b>R271 808 000</b> <b>S271 808 000</b></p> <p><b>P271 808 025</b> STD +0,25 <b>R271 808 025</b> <b>S271 808 025</b></p> <p><b>P271 808 050</b> STD +0,50 <b>R271 808 050</b> <b>S271 808 050</b></p>							
	<p>ST : 48,40</p> <p>TB : 73,20</p> <p>ØH : 48,23</p> <p>Hz : -14,40 -5,90</p> <p>Hx/y : 0,00 0,00</p> <p>ØV : 30,00 30,00</p> <p>Vz : -0,60 -0,60</p> <p>T1 : 9,50</p>	<p><b>R02</b>  2,00 SR</p> <p><b>R06</b>  2,00 SR</p> <p><b>R35</b>  2,00 SR</p>						
	 <p>30,00 x 63,65 x 15,00</p>							Montaj Yüksekliği



FORD		P271 809				Ø86,00		
 <p><b>Ø86</b></p> <p>RC,OCP,T</p> <p>4</p> <p>Diesel Engine: Transit Box 2.2 TDCI, Mondeo III 2.2 TDCI, Transit Bus 2.2 TDCI</p> <p><b>PGFA, QJBA</b></p> <p><b>Duratorq, QJBB</b></p> <p><b>Duratorq, QJBC</b></p> <p><b>Duratorq, QJBD</b></p> <p><b>Duratorq, QVFA,</b></p> <p><b>DURATORQ,</b></p> <p><b>Puma, Euro 4</b></p> <p>R 4 Diesel 2200 cm<sup>3</sup>, 63 -103 kW (85-140 PS) Hub 94,6mm, Turbo, LLK, 4 Ventile / Transit 04/2006...</p> <p><b>QWFA, Euro 4 /</b></p> <p><b>QWFB V347</b></p> <p><b>Duratorq</b></p> <p>R 4 Diesel, 2138 cm<sup>3</sup>, 96 kW (131 PS) Hub 94,6 mm, Turbo, LLK, 4 Ventile / Transit 04/2006 / Transit 2.2</p>	<p><b>P271 809 000</b> STD STD</p> <p><b>P271 809 025</b> STD +0,25</p> <p><b>P271 809 050</b> STD +0,50</p> <p><b>P271 809 200</b> -0,20 STD</p> <p><b>P271 809 040</b> STD +0,40</p> <p><b>P271 809 060</b> STD +0,60</p>	<p><b>R271 809 000</b></p> <p><b>R271 809 025</b></p> <p><b>R271 809 050</b></p> <p><b>R271 809 000</b></p> <p><b>R271 809 040</b></p> <p><b>R271 809 060</b></p>	<p><b>S271 809 000</b></p> <p><b>S271 809 025</b></p> <p><b>S271 809 050</b></p> <p><b>S271 809 200</b></p> <p><b>S271 809 040</b></p> <p><b>S271 809 060</b></p>	<p><b>L271 803 000</b></p>	<p>STD</p>	<p><b>K271 809 000</b></p>		
	<p>ST : 43,42</p> <p>TB : 69,82</p> <p>ØH : 46,90</p> <p>Hz : -15,85 -6,00</p> <p>Hx/y : 0,00 0,00</p> <p>ØV :</p> <p>Vz :</p> <p>T1 : 9,10</p>	<p><b>R02</b>  2,00 SR</p> <p><b>R21</b>  2,00 SR</p> <p><b>R35</b>  2,00 SR</p>	<p>Type : DS</p> <p>Coating :</p> <p>Ø A : 89,00</p> <p>Ø C : 90,5</p> <p>H : 5</p> <p>L : 156,00</p> <p>F :</p>	<p><b>Montaj Yüksekliği</b></p> <p>1.10mm conta ile +0,38 / +0,47</p> <p>1.20mm conta ile +0,48 / +0,58</p> <p>1.30mm conta ile +0,59 / + 0,68</p>				
 <p>30,00 x 66,85 x 15,00</p>								






FORD		P271 810				Ø86,00		
 <p><b>Ø86</b></p> <p>RC,OCP,T</p> <p>4</p> <p>Diesel Engine:</p> <p><b>CD132 Duratorq</b></p> <p><b>TDCI</b></p> <p>R 4 Diesel 2200 cm<sup>3</sup>, (150 PS) Common Rail Mondeo 2.2 TDCI, Transit 2.2 TDCI</p>	<p><b>P271 810 000</b> STD STD</p> <p><b>P271 810 025</b> STD +0,25</p> <p><b>P271 810 050</b> STD +0,50</p>	<p><b>R271 810 000</b></p> <p><b>R271 810 025</b></p> <p><b>R271 810 050</b></p>	<p><b>S271 810 000</b></p> <p><b>S271 810 025</b></p> <p><b>S271 810 050</b></p>	<p><b>L271 803 000</b></p>	<p>STD</p>	<p><b>K271 810 000</b></p>		
	<p>ST : 43,42</p> <p>TB : 69,82</p> <p>ØH : 46,90</p> <p>Hz : -15,85</p> <p>Hx/y :</p> <p>ØV :</p> <p>Vz :</p> <p>T1 :</p>	<p><b>R02</b>  2,00</p> <p><b>R21</b>  2,00</p> <p><b>R35</b>  2,00</p>	<p>Type : DS</p> <p>Coating :</p> <p>Ø A : 89,00</p> <p>Ø C : 90,5</p> <p>H : 5</p> <p>L : 156,00</p> <p>F :</p>	<p><b>Montaj Yüksekliği</b></p> <p>1.10 mm Conta ile +0,43 / 0,52</p> <p>1.15 mm Conta ile +0,52 / 0,57</p> <p>1.20 mm Conta ile +0,57 / 0,62</p>				
 <p>30,00 x 66,85 x 15,00</p>								








FORD		P271 811				Ø86,00		
     	 <b>Ø86</b> RC,T 4 Diesel Engine: <b>V 185 DURATORQ</b> <b>TDI</b> <b>ABFA / D5BA</b> <b>/ D6BA</b> 1998 cm <sup>3</sup> , 55-62,50-73,5 kW (75-85-100 PS) 19:1 Turbo Intercooler Transit 2.0 TDI 2000... / CD 132 DURATORQ TDI 1998 cm <sup>3</sup> , 62,2 kW (90 PS), 18,2:1 / Turbo Intercooler / Mondeo 2.0 TDI 2001..	<b>P271 811 000</b> STD STD <b>P271 811 025</b> STD +0,25 <b>P271 811 050</b> STD +0,50 <b>P271 811 100</b> -0,10 STD <b>P271 811 150</b> -0,10 +0,50	<b>R271 811 000</b> <b>R271 811 025</b> <b>R271 811 050</b> <b>R271 811 000</b> <b>R271 811 050</b>	<b>S271 811 000</b> <b>S271 811 025</b> <b>S271 811 050</b> <b>S271 811 100</b> <b>S271 811 150</b>	<b>L271 804 000</b> 	STD <b>K271 811 000</b>	Type : DS Coating : Ø A : 89 Ø C : 90,5 H : 5 L : 167 F :	<b>Montaj Yüksekliği</b> 1,10 mm Conta ile +0,43 / 0,52 1,15 mm Conta ile +0,52 / 0,57 1,20 mm Conta ile +0,57 / 0,62
	ST : 47,60 TB : 74,00 ØH : 40,20 Hz : -16,50 -5,60 Hx/y : 0,00 0,00 ØV : Vz : T1 : 9,05  30,00 x 66,85 x 15,00	<b>R02</b>  2,00 SR <b>R26</b>  2,00 SR <b>R35</b>  2,00 SR	<b>Montaj Yüksekliği</b> 1,10 mm Conta ile +0,43 / 0,52 1,15 mm Conta ile +0,52 / 0,57 1,20 mm Conta ile +0,57 / 0,62					
FORD		P271 812				Ø86,00		
     	 <b>Ø86</b> RC,OCP,T 4 Diesel Engine: <b>Mondeo III</b> <b>2.0 16V TDDi/TDCi,</b> <b>Mondeo III Estate 2.0 16V TDDi/TDCi,</b> <b>Mondeo III Saloon 2,0 16V TDDi/TDCi,</b> <b>Transit Box 2.0 TDCi,</b> <b>D5BA, D6BA,</b> <b>FIFA, FMBA,</b> <b>HJBA, HJBB,</b> <b>HJBC, N7BA</b> <b>DuraTorq</b> 4-Cyl. 1998cc 85 kW (115 PS), 92kW (125 PS), 96kW (130 PS) <b>V185 Duratorq</b> <b>TDCi,</b> Transit 2.0 TDCI 2000 - ... <b>CD132 Duratorq</b> <b>TDCi,</b> Mondeo 2.0 TDCI 2001 - ...	<b>P271 812 000</b> STD STD <b>P271 812 025</b> STD +0,25 <b>P271 812 050</b> STD +0,50	<b>R271 812 000</b> <b>R271 812 025</b> <b>R271 812 050</b>	<b>S271 812 000</b> <b>S271 812 025</b> <b>S271 812 050</b>	<b>L271 804 000</b> 	STD <b>K271 812 000</b>	Type : DS Coating : Ø A : 89 Ø C : 90,5 H : 5 L : 167 F :	<b>Montaj Yüksekliği</b> 1,10 mm Conta ile +0,43 / 0,52 1,15 mm Conta ile +0,52 / 0,57 1,20 mm Conta ile +0,57 / 0,62
	ST : 47,70 TB : 74,10 ØH : 43,30 Hz : -15,20 -4,70 Hx/y : 0,00 0,00 ØV : Vz : T1 : 8,80  30,00 x 66,85 x 15,00	<b>R01</b>  2,00 SR <b>R06</b>  2,00 SR <b>R35</b>  2,00 SR.R	<b>Montaj Yüksekliği</b> 1,10 mm Conta ile +0,43 / 0,52 1,15 mm Conta ile +0,52 / 0,57 1,20 mm Conta ile +0,57 / 0,62					









**FORD P271 813 Ø86,01**

 <p><b>Ø86,01</b></p> <p>RC,OCP,T,YP 4</p> <p>Diesel Engine : Transit 2.2 TDCi, Transit 2.2 TDCi (RWD), Transit 2.2 TDCi (RWD), Ranger 2.2 TDCi, <b>CYFG, USF6, CVF5 Duratorq, CVRA Duratorq, CVRB Duratorq, GBVAJPF Duratorq, GBVAJQJ Duratorq, GBVAJQW Duratorq, 2.2L Duratorq Euro5, CY14, CVRC,</b> 4-Cyl. 2198cc 155 PS 15.5:1 TRANSIT 2.2 (NEW) 2011... Citroen, Fiat, Peugeot</p>	<p><b>P271 813 000</b> STD STD <b>R271 813 000</b> <b>S271 813 000</b> <b>L271 805 000</b> STD <b>K271 813 000</b></p> <p><b>P271 813 025</b> STD +0,25 <b>R271 813 025</b> <b>S271 813 025</b></p> <p><b>P271 813 050</b> STD +0,50 <b>R271 813 050</b> <b>S271 813 050</b></p> <p><b>P271 813 200</b> -0,20 STD <b>R271 813 000</b> <b>S271 813 200</b></p> <p><b>P271 813 400</b> -0,40 STD <b>R271 813 000</b> <b>S271 813 400</b></p> <p><b>P271 813 250</b> -0,20 +0,50 <b>R271 813 050</b> <b>S271 813 250</b></p>	<p>ST : 48,42</p> <p>TB : 74,82</p> <p>ØH : 49,04</p> <p>Hz : -16,17 -6,40</p> <p>Hx/y : 0,00 0,00</p> <p>ØV :</p> <p>Vz :</p> <p>T1 : 9,00</p>	<p><b>R02</b>  2,00 SR</p> <p><b>R26</b>  2,00 SR</p> <p><b>R35</b>  2,00 SR</p>	<p>Type : DS</p> <p>Coating :</p> <p>Ø A : 89,00</p> <p>Ø C : 90,50</p> <p>H : <b>5,00</b></p> <p>L : 165,00</p> <p>F :</p>	<p>Montaj Yüksekliği</p>
	 <p>30,00 x 66,85 x 15,00</p>				

**FORD P271 814 Ø86,01**

 <p><b>Ø86,01</b></p> <p>RC,OCP,T,YP</p> <p>Diesel Engine : 2.2 TDCi (RWD) TRANSIT Box, Transit 2.2 TDCi (RWD), Transit Tourneo 2.2 TDCi, Diesel 4 Valves 125 BHP 92 kW 2.2L Duratorq Euro5, (CYFS, USR6) CYRB Duratorq, CYRA Duratorq, SRFA, SRFB, SRFC, SRFD, SRFE, UHFA Duratorq, UHFB Duratorq, UHFC Duratorq</p>	<p><b>P271 814 000</b> STD STD <b>R271 814 000</b> <b>S271 814 000</b> <b>L271 805 000</b> STD <b>K271 814 000</b></p> <p><b>P271 814 025</b> STD +0,25 <b>R271 814 025</b> <b>S271 814 025</b></p> <p><b>P271 814 050</b> STD +0,50 <b>R271 814 050</b> <b>S271 814 050</b></p> <p><b>P271 814 250</b> -0,20 +0,50 <b>R271 814 050</b> <b>S271 814 250</b></p> <p><b>P271 814 040</b> STD +0,40 <b>R271 814 040</b> <b>S271 814 040</b></p>	<p>ST : 48,42</p> <p>TB : 74,82</p> <p>ØH : 46,90</p> <p>Hz : -15,85 -6,15</p> <p>Hx/y : 0,00 0,00</p> <p>ØV :</p> <p>Vz :</p> <p>T1 : 8,60</p>	<p><b>R02</b>  2,00 SR</p> <p><b>R21</b>  2,00 SR</p> <p><b>R35</b>  2,00 SR.R</p>	<p>Type : DS</p> <p>Coating :</p> <p>Ø A : 89,00</p> <p>Ø C : 90,50</p> <p>H : <b>5,00</b></p> <p>L : 165,00</p> <p>F :</p>	<p>Montaj Yüksekliği</p>
	 <p>30,00 x 66,85 x 15,00</p>				













FORD		P271 815				Ø86,01	
 <p><b>Ø86,01</b></p> <p>RC,T 4</p> <p>Diesel Engine: Transit Box 2.2 TDCI, Transit Bus 2.2 TDCI, <b>P8FA / P8FB</b> 2198cc 63 kW (85PS) Turbo <b>V347 Duratorq</b> R 4 Diesel 2200 cm³, 100 PS Common Rail, Transit 2.2 TDCI</p>	<p><b>P271 815 000</b> STD STD</p> <p><b>P271 815 025</b> STD +0,25</p> <p><b>P271 815 050</b> STD +0,50</p>	<p><b>R271 815 000</b></p> <p><b>R271 815 025</b></p> <p><b>R271 815 050</b></p>	<p><b>S271 815 000</b></p> <p><b>S271 815 025</b></p> <p><b>S271 815 050</b></p>	<p><b>L271 803 000</b></p> <p>STD</p>	<p><b>K271 815 000</b></p>		
	<p>ST : 43,42</p> <p>TB : 69,82</p> <p>ØH : 46,90</p> <p>H<sub>z</sub> : -15,85 -6,10</p> <p>H<sub>x/y</sub> : 0,00 0,00</p> <p>ØV :</p> <p>V<sub>z</sub> : 0,00 0,00</p> <p>T1 : 8,60</p>	<p><b>R02</b>  2,00 SR</p> <p><b>R21</b>  2,00 SR</p> <p><b>R35</b>  2,00</p>	<p>Type : DS</p> <p>Coating :</p> <p>Ø A : 89,00</p> <p>Ø C : 90,5</p> <p>H : 5</p> <p>L : 156,00</p> <p>F :</p>	<p><b>Montaj Yüksekliği</b></p> <p>1,10mm Conta ile +0,43 / 0,52</p> <p>1,15mm Conta ile +0,52 / 0,57</p> <p>1,20mm Conta ile +0,57 / 0,62</p>			
 <p>30,00 x 66,85 x 15,00</p>							

FORD		P271 816				Ø87,50	
 <p><b>Ø87,5</b></p> <p>EP 4</p> <p>Benzin Engine : Ford Focus 2.0L <b>MGDA</b> CM5E-6K100-AG / CP9Z-6108-A / CM5Z6108B CM5Z-6108-B / 11348D6NAG CM5E-6K100-BE / CM5E6K100BE</p>	<p><b>P271 816 000</b> STD STD</p> <p><b>P271 816 025</b> STD +0,25</p> <p><b>P271 816 050</b> STD +0,50</p>	<p><b>R271 816 000</b></p> <p><b>R271 816 025</b></p> <p><b>R271 816 050</b></p>	<p><b>S271 816 000</b></p> <p><b>S271 816 025</b></p> <p><b>S271 816 050</b></p>				
	<p>ST : 28,55</p> <p>TB : 57,40</p> <p>ØH : 81,00</p> <p>H<sub>z</sub> : 6,85 -2,35</p> <p>H<sub>x/y</sub> : 0,00 0,00</p> <p>ØV :</p> <p>V<sub>z</sub> : -2,50 -2,50</p> <p>T1 : 5,25</p>	<p><b>R01</b>  1,20 SR</p> <p>1,20 SR</p> <p><b>R38</b>  2,00 SR.R</p>	<p><b>Montaj Yüksekliği</b></p>				
 <p>21,00 x 53,00 x 12,00</p>							













FORD		P271 817				Ø87,52		
 <p><b>Ø87,515</b></p> <p>EP,T 4 Benzin Engine : <b>2.0 EcoBoost</b></p>	<p><b>P271 817 000</b></p> <p><b>P271 817 025</b></p> <p><b>P271 817 050</b></p>	<p>STD</p> <p>STD</p> <p>STD</p>	<p>STD</p> <p>+0,25</p> <p>+0,50</p>	<p><b>R271 817 000</b></p> <p><b>R271 817 025</b></p> <p><b>R271 817 050</b></p>	<p><b>S271 817 000</b></p> <p><b>S271 817 025</b></p> <p><b>S271 817 050</b></p>			
	<p>ST : 32,50</p> <p>TB : 53,80</p> <p>ØH :</p> <p>Hz : 1,55 <b>-4,70</b></p> <p>Hx/y :</p> <p>ØV :</p> <p>Vz : -3,50 -3,50</p> <p>T1 : 5,60</p>	<p><b>R02</b>  1,20 SR.R</p> <p><b>R26</b>  1,50 SR.R</p> <p><b>R38</b>  2,00 SR.R</p>						
	 <p>22,50 x 63,00 x 14,00</p>							











FORD		P271 818				Ø87,52		
 <p><b>Ø87,515</b></p> <p>EP,T 4 Benzin Engine : S-MAX 2.0 EcoBoost, MONDEO IV (BA7) 2.0 EcoBoost, MONDEO IV Turnier (BA7) 2.0 EcoBoost</p> <p><b>TPBA / 204PT Euro5</b></p> <p>LAND ROVER / VOLVO</p>	<p><b>P271 818 000</b></p> <p><b>P271 818 025</b></p> <p><b>P271 818 050</b></p>	<p>STD</p> <p>STD</p> <p>STD</p>	<p>STD</p> <p>+0,25</p> <p>+0,50</p>	<p><b>R271 818 000</b></p> <p><b>R271 818 025</b></p> <p><b>R271 818 050</b></p>	<p><b>S271 818 000</b></p> <p><b>S271 818 025</b></p> <p><b>S271 818 050</b></p>			
	<p>ST : 32,50</p> <p>TB : 53,80</p> <p>ØH :</p> <p>Hz : 2,19 -4,40</p> <p>Hx/y :</p> <p>ØV :</p> <p>Vz : -3,50 -3,50</p> <p>T1 : 5,60</p>	<p><b>R01</b>  1,20 SR.R</p> <p><b>R26</b>  1,20 SR.R</p> <p><b>R38</b>  2,00 SR.R</p>						
	 <p>22,50 x 56,00 x 13,00</p>							

FORD		P271 819				Ø87,68		
 <p><b>Ø87,68</b></p> <p>SP 3/4</p> <p><b>Benzin Engine:</b> 1,6 Ltr 1576 cm³, 44-70 kW (60-95 PS), 9/9,2:1 HC-Motor Taurus, Capri, Escort Cortina, Granada 1970...03/1981</p>	<p><b>P271 819 000</b> STD STD</p> <p><b>P271 819 050</b> STD +0,50</p> <p><b>P271 819 001</b> STD +1,00</p>			<p><b>R271 819 000</b></p> <p><b>R271 819 050</b></p> <p><b>R271 819 001</b></p>	<p><b>S271 819 000</b></p> <p><b>S271 819 050</b></p> <p><b>S271 819 001</b></p>			
	<p>ST : 41,10</p> <p>TB : 80,10</p> <p>ØH :</p> <p>Hz :</p> <p>Hx/y :</p> <p>ØV :</p> <p>Vz :</p> <p>T1 : 7,70</p>	<p><b>R01</b>  2,00 SR</p> <p><b>R06</b>  2,50 SR</p> <p><b>R38</b>  4,00 SR</p>						
 <p>24,00 x 72,80 x 14,00</p>								Montaj Yüksekliği
FORD		P271 820				Ø89,60		
 <p><b>Ø89,6</b></p> <p>BSG,T 4</p> <p><b>Benzin Engine : DOHC 16 V</b> Enjeksiyonlu, Galaxy 2,3l 16V GHIA, Galaxy 2,3l 16V GHIA, Galaxy 2,3l 16V GLX, Galaxy Si, Scorpio 2,3l 16V GHIA, Scorpio 2,3l 16V GHIA, Scorpio 2,3l Ultima, Transit 1996 - .... <b>DH 23</b> 4 Cyl. 2295 cc 107 Kw (145 Ps) 10:1</p>	<p><b>P271 820 000</b> STD STD</p> <p><b>P271 820 050</b> STD +0,50</p>			<p><b>R271 820 000</b></p> <p><b>R271 820 050</b></p>	<p><b>S271 820 000</b></p> <p><b>S271 820 050</b></p>			
	<p>ST : 29,20</p> <p>TB : 54,20</p> <p>ØH :</p> <p>Hz :</p> <p>Hx/y :</p> <p>ØV :</p> <p>Vz :</p> <p>T1 : 4,67</p>	<p><b>R01</b>  1,60 SR</p> <p><b>R26</b>  1,50 SR</p> <p><b>R38</b>  2,50 SR.R</p>						
 <p>20,63 x 63,80 x 12,50</p>								











FORD		P271 821				Ø89,89		
 <p><b>Ø89,89</b></p> <p>RC,T 4</p> <p>Diesel Engine: <b>Transit Box 2.4 DI, Transit Bus 2.4 DI, Transit Platform/Chassis 2.4 DI D2FA Duratorq-DI / D2FB DuraTorq-DI / D2FE DuraTorq-DI / F4FA Duratorq-DI HEFA, PUMA DT24P Duratorq</b> 4-Cyl. 2402cc 66 kW (90 PS) 19:1 Turbo Intercooler Transit FACN 350M D/C, Transit FAN3 350M, Transit FAO, Transit FAS, Transit FAT, Transit FJT3, Transit FLT3 Van 350L 2000 - 2003</p>	<p><b>P271 821 000</b> STD STD</p> <p><b>P271 821 025</b> STD +0,25</p> <p><b>P271 821 050</b> STD +0,50</p> <p><b>P271 821 001</b> STD +1,00</p> <p><b>P271 821 200</b> -0,20 STD</p> <p><b>P271 821 250</b> -0,20 +0,50</p>	<p><b>R271 821 000</b></p> <p><b>R271 821 025</b></p> <p><b>R271 821 050</b></p> <p><b>R271 821 001</b></p> <p><b>R271 821 000</b></p> <p><b>R271 821 050</b></p>	<p><b>S271 821 000</b></p> <p><b>S271 821 025</b></p> <p><b>S271 821 050</b></p> <p><b>S271 821 001</b></p> <p><b>S271 821 200</b></p> <p><b>S271 821 250</b></p>	<p><b>L271 806 000</b> STD</p> <p><b>L271 806 001</b> Ø A : ,5</p>	<p><b>K271 821 000</b></p> <p><b>K271 821 001</b></p>			
	<p>ST : 53,50</p> <p>TB : 80,50</p> <p>ØH : 41,05</p> <p>Hz : -17,00 -7,90</p> <p>Hx/y : 0,00 0,00</p> <p>ØV :</p> <p>Vz : 0,00 0,00</p> <p>T1 : 8,50</p>	<p><b>R11</b>  2,50 ETR7°</p> <p><b>R07</b>  2,00 SR</p> <p><b>R35</b>  3,00 SR.R</p>	<p>Type : DS</p> <p>Coating :</p> <p>Ø A : 92,50</p> <p>Ø C : 95,50</p> <p>H : 3,00</p> <p>L : 165,00</p> <p>F :</p>	<p><b>Montaj Yüksekliği</b></p> <p>1,10 mm Conta ile +0,30 / +0,40</p> <p>1,15 mm Conta ile +0,40 / +0,45</p> <p>1,20 mm Conta ile +0,45 / +0,50</p>				
 <p>32,00 x 66,15 x 17,00</p>								

FORD		P271 822				Ø89,90		
 <p><b>Ø89,9</b></p> <p>RC,T,YP 4</p> <p>Diesel Engine: <b>Transit Box 2.4 DI, Transit Bus 2.4 DI, Transit Platform/Chassis 2.4 DI D2FA Duratorq-DI / D2FB DuraTorq-DI / D2FE DuraTorq-DI / F4FA Duratorq-DI HEFA, PUMA DT24P Duratorq</b> 4-Cyl. 2402cc 66 kW (90 PS) 19:1 Turbo Intercooler Transit FACN 350M D/C, Transit FAN3 350M, Transit FAO, Transit FAS, Transit FAT, Transit FJT3, Transit FLT3 Van 350L 2000 - 2003</p>	<p><b>P271 822 000</b> STD STD</p> <p><b>P271 822 025</b> STD +0,25</p> <p><b>P271 822 050</b> STD +0,50</p> <p><b>P271 822 001</b> STD +1,00</p> <p><b>P271 822 200</b> -0,20 STD</p> <p><b>P271 822 250</b> -0,20 +0,50</p>	<p><b>R271 822 000</b></p> <p><b>R271 822 025</b></p> <p><b>R271 822 050</b></p> <p><b>R271 822 001</b></p> <p><b>R271 822 000</b></p> <p><b>R271 822 050</b></p>	<p><b>S271 822 000</b></p> <p><b>S271 822 025</b></p> <p><b>S271 822 050</b></p> <p><b>S271 822 001</b></p> <p><b>S271 822 200</b></p> <p><b>S271 822 250</b></p>	<p><b>L271 806 000</b> STD</p> <p><b>L271 806 001</b> Ø A : ,5</p>	<p><b>K271 822 000</b></p> <p><b>K271 822 001</b></p>			
	<p>ST : 53,50</p> <p>TB : 80,50</p> <p>ØH : 41,05</p> <p>Hz : -17,24 -7,90</p> <p>Hx/y : 0,00 0,00</p> <p>ØV :</p> <p>Vz : 0,00 0,00</p> <p>T1 : 7,90</p>	<p><b>R01</b>  2,00 SR</p> <p><b>R26</b>  2,00 SR.R</p> <p><b>R35</b>  2,00 SR.R</p>	<p>Type : DS</p> <p>Coating :</p> <p>Ø A : 92,50</p> <p>Ø C : 95,50</p> <p>H : 3,00</p> <p>L : 165,00</p> <p>F :</p>	<p><b>Montaj Yüksekliği</b></p> <p>1,10 mm Conta ile +0,30 / +0,40</p> <p>1,15 mm Conta ile +0,40 / +0,45</p> <p>1,20 mm Conta ile +0,45 / +0,50</p>				
 <p>32,00 x 66,15 x 17,00</p>								

FORD		P271 823				Ø89,91		
 <p><b>Ø89,905</b></p> <p>RC,OCP,T,YP</p> <p>4</p> <p>Diesel Engine: Transit Box 2,4 TDCi, Transit Bus 2.4 TDCi, Transit Platform / Chassis 2.4 TDCi</p> <p><b>H9FA Duratorq</b> <b>RCFA V184 TDCI,</b> <b>RCFA</b></p> <p>4-Cyl. 2400cc 130 PS Common Rail, Transit 350E, Transit 350 ED, Transit 430ED, Transit Traveller 2003,-....</p>	<p><b>P271 823 000</b> STD STD <b>R271 823 000</b> <b>S271 823 000</b> <b>L271 806 000</b> STD <b>K271 823 000</b></p> <p><b>P271 823 025</b> STD +0,25 <b>R271 823 025</b> <b>S271 823 025</b> <b>L271 806 001</b> Ø A : ,5 <b>K271 823 001</b></p> <p><b>P271 823 050</b> STD +0,50 <b>R271 823 050</b> <b>S271 823 050</b> <b>L271 806 002</b> Ø A : ,5 <b>K271 823 002</b></p> <p><b>P271 823 001</b> STD +1,00 <b>R271 823 001</b> <b>S271 823 001</b> <b>L271 806 003</b> Ø A : ,5 <b>K271 823 003</b></p> <p><b>P271 823 200</b> -0,20 STD <b>R271 823 000</b> <b>S271 823 200</b></p> <p><b>P271 823 250</b> -0,20 +0,50 <b>R271 823 050</b> <b>S271 823 250</b></p>	<p>ST : 53,50</p> <p>TB : 80,50</p> <p>ØH : 47,10</p> <p>Hz : -15,62 -7,40</p> <p>Hx/y : 0,00 0,00</p> <p>ØV :</p> <p>Vz : 0,00 0,00</p> <p>T1 : 9,05</p>	<p><b>R01</b>  2,00 SR</p> <p><b>R26</b>  2,00 SR</p> <p><b>R35</b>  2,00 SR</p>	<p>Type : DS</p> <p>Coating :</p> <p>Ø A : 92,50</p> <p>Ø C : 95,50</p> <p>H : 3,00</p> <p>L : 165,00</p> <p>F :</p>	<p><b>Montaj Yüksekliği</b></p> <p>1,10 mm Conta ile +0,30 / +0,40</p> <p>1,15 mm Conta ile +0,40 / +0,45</p> <p>1,20 mm Conta ile +0,45 / +0,50</p>			
	 <p>32,00 x 71,10 x 17,00</p>							
FORD		P271 824				Ø89,91		
 <p><b>Ø89,91</b></p> <p>RC,OCP,T,YP</p> <p>4</p> <p>Diesel Engine: <b>V184 TDCI</b></p> <p>4-Cyl. 2400cc 135 PS 2.4 Duratorq Transit 2.4 TDCI</p>	<p><b>P271 824 000</b> STD STD <b>R271 824 000</b> <b>S271 824 000</b> <b>L271 806 000</b> STD <b>K271 824 000</b></p> <p><b>P271 824 025</b> STD +0,25 <b>R271 824 025</b> <b>S271 824 025</b> <b>L271 806 001</b> Ø A : ,5 <b>K271 824 001</b></p> <p><b>P271 824 050</b> STD +0,50 <b>R271 824 050</b> <b>S271 824 050</b></p> <p><b>P271 824 200</b> -0,20 STD <b>R271 824 000</b> <b>S271 824 200</b></p>	<p>ST : 53,50</p> <p>TB : 80,50</p> <p>ØH : 47,10</p> <p>Hz : -15,62 -7,30</p> <p>Hx/y : 0,00 0,00</p> <p>ØV :</p> <p>Vz : 0,00 0,00</p> <p>T1 : 9,00</p>	<p><b>R01</b>  2,00</p> <p><b>R26</b>  2,00</p> <p><b>R35</b>  2,00</p>	<p>Type : DS</p> <p>Coating :</p> <p>Ø A : 92,50</p> <p>Ø C : 95,50</p> <p>H : 3,00</p> <p>L : 165,00</p> <p>F :</p>	<p><b>Montaj Yüksekliği</b></p>			
	 <p>32,00 x 71,10 x 17,00</p>							



FORD		P271 825				Ø89,91	
 <p><b>Ø89,91</b></p> <p>RC,OCP,T,YP 4</p> <p>Diesel Engine: <b>Transit Box 2.4 TDCi, Transit Bus 2.4 TDCi</b></p> <p><b>SXFA,SVFB,V348 DURATORQ</b> 2400 cm³ (115-143 PS) Transit 2.4 TDI</p> <p><b>H9FA, JXFA, JXFC, H9FB, JXFA, H9FB, H9FA</b></p>	<p><b>P271 825 000</b> STD STD</p> <p><b>P271 825 025</b> STD +0,25</p> <p><b>P271 825 050</b> STD +0,50</p> <p><b>P271 825 200</b> -0,20 STD</p> <p><b>P271 825 250</b> -0,20 +0,50</p>	<p><b>R271 825 000</b></p> <p><b>R271 825 025</b></p> <p><b>R271 825 050</b></p> <p><b>R271 825 000</b></p> <p><b>R271 825 050</b></p>	<p><b>S271 825 000</b></p> <p><b>S271 825 025</b></p> <p><b>S271 825 050</b></p> <p><b>S271 825 200</b></p> <p><b>S271 825 250</b></p>	<p><b>L271 806 000</b></p> <p><b>L271 806 001</b></p>	<p>STD</p> <p>Ø A : ,5</p>	<p><b>K271 825 000</b></p> <p><b>K271 825 001</b></p>	
	<p>ST : 53,50</p> <p>TB : 80,50</p> <p>ØH : 49,00</p> <p>Hz : -16,30 -6,00</p> <p>Hx/y : 0,00 0,00</p> <p>ØV :</p> <p>Vz :</p> <p>T1 : 10,30</p>	<p><b>R01</b>  2,00 SR</p> <p><b>R26</b>  2,00 SR</p> <p><b>R35</b>  2,00 SR</p>	<p>Type : DS</p> <p>Coating :</p> <p>Ø A : 92,50</p> <p>Ø C : 95,50</p> <p>H : 3,00</p> <p>L : 165,00</p> <p>F :</p>	<p>Montaj Yüksekliği</p>			
 <p>32,00 x 71,10 x 17,00</p>							






FORD		P271 826				Ø89,91	
 <p><b>Ø89,91</b></p> <p>RC,OCP,T,YP 5</p> <p>Diesel Engine: <b>Transit 3.2, Ranger 3.2 TDCi</b></p> <p><b>V348 TDCI</b> 5 Cyl. 3200cc 200 HP</p> <p><b>SAFA-SAFB Duratorq-SA2R, SA2S,SA2W</b></p>	<p><b>P271 826 000</b> STD STD</p> <p><b>P271 826 025</b> STD +0,25</p> <p><b>P271 826 050</b> STD +0,50</p> <p><b>P271 826 200</b> -0,20 STD</p> <p><b>P271 826 250</b> -0,20 +0,50</p> <p><b>P271 826 450</b> -0,40 +0,50</p>	<p><b>R271 826 000</b></p> <p><b>R271 826 025</b></p> <p><b>R271 826 050</b></p> <p><b>R271 826 000</b></p> <p><b>R271 826 050</b></p> <p><b>R271 826 050</b></p>	<p><b>S271 826 000</b></p> <p><b>S271 826 025</b></p> <p><b>S271 826 050</b></p> <p><b>S271 826 200</b></p> <p><b>S271 826 250</b></p> <p><b>S271 826 450</b></p>				
	<p>ST : 48,40</p> <p>TB : 75,40</p> <p>ØH : 51,40</p> <p>Hz : -17,80 -7,00</p> <p>Hx/y : 0,00 0,00</p> <p>ØV :</p> <p>Vz :</p> <p>T1 : 9,35</p>	<p><b>R01</b>  2,00 SR</p> <p><b>R26</b>  2,00 SR</p> <p><b>R35</b>  2,00 SR.R</p>	<p>Montaj Yüksekliği</p> <p>1,10 mm Conta ile +0,30 / +0,40</p> <p>1,15 mm Conta ile +0,40 / +0,45</p> <p>1,20 mm Conta ile +0,45 / +0,50</p>				
 <p>32,00 x 74,00 x 16,00</p>							












**FORD P271 829 Ø89,91**






 <p><b>Ø89,91</b></p> <p>RC,OCP,T,YP 4</p> <p>Diesel Engine: <b>Transit Box 2.4 TDE, Transit Bus 2.4 TDE, Transit Platform / Chassis 2.4 TDE</b></p> <p><b>DOFA DuraTorq-DI</b></p> <p><b>D4FA - FXFA</b></p> <p><b>V184 TDI</b></p> <p>4-Cyl. 2402cc 92 kW (125 PS) DuraTorq Transit 2.4 TDI 2003 * ....</p>	<p><b>P271 829 000</b> STD STD <b>R271 829 000</b> <b>S271 829 000</b> <b>L271 806 000</b> STD <b>K271 829 000</b></p> <p><b>P271 829 025</b> STD +0,25 <b>R271 829 025</b> <b>S271 829 025</b> <b>L271 806 001</b> Ø A : ,5 <b>K271 829 001</b></p> <p><b>P271 829 050</b> STD +0,50 <b>R271 829 050</b> <b>S271 829 050</b></p> <p><b>P271 829 001</b> STD +1,00 <b>R271 829 001</b> <b>S271 829 001</b></p> <p><b>P271 829 200</b> -0,20 STD <b>R271 829 000</b> <b>S271 829 200</b></p> <p><b>P271 829 250</b> -0,20 +0,50 <b>R271 829 050</b> <b>S271 829 250</b></p>	<p>ST : 53,50</p> <p>TB : 80,50</p> <p>ØH : 40,40</p> <p>Hz : -17,24 -7,90</p> <p>Hx/y : 0,00 0,00</p> <p>ØV :</p> <p>Vz : 0,00 0,00</p> <p>T1 : 9,00</p>	<p><b>R01</b>  2,00 SR</p> <p><b>R26</b>  2,00 SR</p> <p><b>R35</b>  2,00 SR</p>	<p>Type : DS</p> <p>Coating :</p> <p>Ø A : 92,50</p> <p>Ø C : 95,50</p> <p>H : 3,00</p> <p>L : 165,00</p> <p>F :</p>	<p>Montaj Yüksekliği</p>
	 <p>32,00 x 71,10 x 17,00</p>				






**FORD P271 830 Ø89,91**

 <p><b>Ø89,91</b></p> <p>RC,T,YP 4</p> <p>Diesel Engine: <b>Transit Box 2.4 TDCi, Transit Bus 2.4 TDCi, Transit Platform/Chassis 2.4 TDCi</b></p> <p><b>PHFA / PHFC</b></p> <p>2402 cm³ 74 kW (100 PS) Transit 2.4 TDI 04/06</p> <p><b>V348 TDCI</b></p> <p>Duratorq Transit 2,4 TDI 2006 - ...</p>	<p><b>P271 830 000</b> STD STD <b>R271 830 000</b> <b>S271 830 000</b> <b>L271 806 000</b> STD <b>K271 830 000</b></p> <p><b>P271 830 025</b> STD +0,25 <b>R271 830 025</b> <b>S271 830 025</b> <b>L271 806 001</b> Ø A : ,5 <b>K271 830 001</b></p> <p><b>P271 830 050</b> STD +0,50 <b>R271 830 050</b> <b>S271 830 050</b> <b>L271 806 002</b> Ø A : ,5 <b>K271 830 002</b></p> <p><b>P271 830 200</b> -0,20 STD <b>R271 830 000</b> <b>S271 830 200</b> <b>L271 806 003</b> Ø A : ,5 <b>K271 830 003</b></p> <p><b>P271 830 250</b> -0,20 +0,50 <b>R271 830 050</b> <b>S271 830 250</b></p>	<p>ST : 53,50</p> <p>TB : 80,50</p> <p>ØH : 49,00</p> <p>Hz : -16,30 -6,10</p> <p>Hx/y : 0,00 0,00</p> <p>ØV :</p> <p>Vz :</p> <p>T1 : 8,00</p>	<p><b>R01</b>  2,00 SR</p> <p><b>R26</b>  2,00 SR</p> <p><b>R35</b>  2,00 SR.R</p>	<p>Type : DS</p> <p>Coating :</p> <p>Ø A : 92,50</p> <p>Ø C : 95,50</p> <p>H : 3,00</p> <p>L : 165,00</p> <p>F :</p>	<p>Montaj Yüksekliği</p>
	 <p>32,00 x 66,15 x 17,00</p>				







IP INNO PISTON PISTON - LINER - RING																			
FORD		P271 831												Ø89,91					
 <b>Ø89,91</b> RC,OCP,T 4 Diesel Engine: Transit Box 2.4 DI (RWD), Transit Box 2.4 TDdi, Transit Bus 2.4 DI (RWD), Transit Bus 2.4 TDdi, Transit Platform/Chassis 2.4 DI, <b>D4FA DuraTorq-DI / FXFA DuraTorq-DI</b> 4-Cyl. 2402cc 88 kW (120 PS) / 85 kW (115 PS) <b>HFFA, RBFA PUMA DT24H</b> <b>Duratorq</b> Transit FAE2 330S, Transit FAM, Transit FAO, Transit FAS, Transit FAT, Transit FGE2, Transit FJE2 330S, Transit FLS Van, 2000 - 2003	<b>P271 831 000</b>	STD	STD	<b>R271 831 000</b>	<b>S271 831 000</b>	<b>L271 806 000</b>	STD	<b>K271 831 000</b>											
	<b>P271 831 025</b>	STD	+0,25	<b>R271 831 025</b>	<b>S271 831 025</b>	<b>L271 806 001</b>	Ø A : ,5	<b>K271 831 001</b>											
	<b>P271 831 050</b>	STD	+0,50	<b>R271 831 050</b>	<b>S271 831 050</b>														
	<b>P271 831 001</b>	STD	+1,00	<b>R271 831 001</b>	<b>S271 831 001</b>														
	<b>P271 831 200</b>	-0,20	STD	<b>R271 831 000</b>	<b>S271 831 200</b>														
	<b>P271 831 250</b>	-0,20	+0,50	<b>R271 831 050</b>	<b>S271 831 250</b>														
	ST : 53,50			<b>R01</b> 2,50 ETR7°			Type : DS	<b>Montaj Yüksekliği</b> 1,10 mm Conta ile +0,30 / +0,40 1,15 mm Conta ile +0,40 / +0,45 1,20 mm Conta ile +0,45 / +0,50											
	TB : 80,50			<b>R26</b> 2,00 SR			Coating :												
	ØH : 40,40			<b>R35</b> 3,00 SR.R			Ø A : 92,50												
	Hz : -17,24 -7,90						Ø C : 95,50												
	Hx/y : 0,00 0,00						H : 3,00												
	ØV : Vz : 0,00 0,00 T1 : 9,50						L : 165,00 F :												
	 32,00 x 71,10 x 17,00																		
FORD		P271 832												Ø89,91					
 <b>Ø89,91</b> RC,OCP,T,YP 4 Diesel Engine: Transit Box 2.4 DI (RWD), Transit Box 2.4 TDdi, Transit Bus 2.4 DI (RWD), Transit Bus 2.4 TDdi, Transit Platform/Chassis 2.4 DI, <b>D4FA DuraTorq-DI / FXFA DuraTorq-DI</b> 4-Cyl. 2402cc 88 kW (120 PS) / 85 kW (115 PS) <b>HFFA, RBFA PUMA DT24H</b> <b>Duratorq</b> Transit FAE2 330S, Transit FAM, Transit FAO, Transit FAS, Transit FAT, Transit FGE2, Transit FJE2 330S, Transit FLS Van, 2000 - 2003	<b>P271 832 000</b>	STD	STD	<b>R271 832 000</b>	<b>S271 832 000</b>	<b>L271 806 000</b>	STD	<b>K271 832 000</b>											
	<b>P271 832 025</b>	STD	+0,25	<b>R271 832 025</b>	<b>S271 832 025</b>	<b>L271 806 001</b>	Ø A : ,5	<b>K271 832 001</b>											
	<b>P271 832 050</b>	STD	+0,50	<b>R271 832 050</b>	<b>S271 832 050</b>														
	<b>P271 832 001</b>	STD	+1,00	<b>R271 832 001</b>	<b>S271 832 001</b>														
	<b>P271 832 200</b>	-0,20	STD	<b>R271 832 000</b>	<b>S271 832 200</b>														
	<b>P271 832 250</b>	-0,20	+0,50	<b>R271 832 050</b>	<b>S271 832 250</b>														
	ST : 53,50			<b>R01</b> 2,00 SR			Type : DS	<b>Montaj Yüksekliği</b> 1,10 mm Conta ile +0,30 / +0,40 1,15 mm Conta ile +0,40 / +0,45 1,20 mm Conta ile +0,45 / +0,50											
	TB : 80,50			<b>R26</b> 2,00 SR.R			Coating :												
	ØH : 40,40			<b>R35</b> 2,00 SR.R			Ø A : 92,50												
	Hz : -17,24 -7,90						Ø C : 95,50												
	Hx/y : 0,00 0,00						H : 3,00												
	ØV : Vz : T1 : 9,00						L : 165,00 F :												
	 32,00 x 71,10 x 17,00																		








FORD		P271 901				Ø90,83		
 <p><b>Ø90,83</b></p> <p>SP,BSG,S</p> <p>4</p> <p>Benzin Engine : <b>Transit Box 2.0, Granada 2.0 4RC TL20L TL 20 LC</b>                      2,0 Ltr 1997 cm³,57-67 kW (78-91 PS) 8/8,2/8,6:1 LC-Motor Taunus,Capri II, Granada,Sierra,Ford Sierra FT 100/120/130/160/190 1971...</p>	<b>P271 901 000</b> <b>P271 901 050</b> <b>P271 901 001</b> <b>P271 901 002</b>	STD STD STD STD	STD +0,50 +1,00 +1,50	<b>R271 901 000</b> <b>R271 901 050</b> <b>R271 901 001</b> <b>R271 901 002</b>	<b>S271 901 000</b> <b>S271 901 050</b> <b>S271 901 001</b> <b>S271 901 002</b>	<b>L271 908 000</b>	STD	<b>K271 901 000</b>
	<p>ST : 40,25</p> <p>TB : 78,25</p> <p>ØH :</p> <p>Hz :</p> <p>Hx/y :</p> <p>ØV :</p> <p>Vz :</p> <p>T1 : 7,75</p>	<p><b>R01</b>  2,00 SR</p> <p><b>R06</b>  2,50 SR</p> <p><b>R37</b>  4,00 SR</p>	<p>Type : DS</p> <p>Coating :</p> <p>Ø A : 93,96</p> <p>Ø C : 95</p> <p>H : 5,7</p> <p>L : 138</p> <p>F :</p>	<p>Montaj Yüksekliği</p>				
 <p>24,00 x 72,80 x 14,00</p>								

FORD		P271 902				Ø90,83		
 <p><b>Ø90,83</b></p> <p>SP</p> <p>4</p> <p>Benzin Engine : <b>NAT / NAV / 4RC / LC</b>                      2,0 Ltr 1997 cm³,57-67 kW (78-91 PS) 8/8,2/8,6:1 LC-Motor Taunus,Capri II,Granada,Sierra, Ford Sierra FT 100/120/130/160/190 1971...</p>	<b>P271 902 000</b> <b>P271 902 050</b> <b>P271 902 001</b> <b>P271 902 002</b>	STD STD STD STD	STD +0,50 +1,00 +1,50	<b>R271 902 000</b> <b>R271 902 050</b> <b>R271 902 001</b> <b>R271 902 002</b>	<b>S271 902 000</b> <b>S271 902 050</b> <b>S271 902 001</b> <b>S271 902 002</b>	<b>L271 909 000</b>	STD	<b>K271 902 000</b>
	<p>ST : 40,25</p> <p>TB : 78,25</p> <p>ØH :</p> <p>Hz :</p> <p>Hx/y :</p> <p>ØV :</p> <p>Vz :</p> <p>T1 : 7,85</p>	<p><b>R01</b>  1,60 SR</p> <p><b>R06</b>  2,00 SR</p> <p><b>R37</b>  4,00 SR</p>	<p>Type : DS</p> <p>Coating :</p> <p>Ø A : 93,96</p> <p>Ø C : 95,00</p> <p>H : 5,7</p> <p>L : 138</p> <p>F :</p>	<p>Montaj Yüksekliği</p>				
 <p>24,00 x 72,80 x 14,00</p>								







FORD		P271 903				Ø93,64		
 <p><b>Ø93,64</b></p> <p>RC,T 4</p> <p>Diesel Engine: <b>Transit Box 2.5 TD, Transit Box 2.5 TDI, Transit Tourneo 2.5 TD</b></p> <p><b>4EA D25T</b> <b>4EB D25T</b> <b>4EC D25T</b> 2,5 TDI 100-PS 2496 cm Turbocharged Transit</p>	<b>P271 903 000</b> <b>P271 903 0</b> <b>P271 903 001</b>	STD STD STD	STD +0,65 +1,00	<b>R271 903 000</b> <b>R271 903 0</b> <b>R271 903 001</b>	<b>S271 903 000</b> <b>S271 903 0</b> <b>S271 903 001</b>	<b>L271 910 000</b> 	STD	<b>K271 903 000</b>
	ST : 59,43 TB : 93,95 ØH : 44,00 Hz : -18,46 -6,45 Hx/y : 5,50 1,40 ØV : Vz : T1 : 9,00		<b>R16</b>  2,50 TR6° <b>R06</b>  2,00 SR <b>R35</b>  4,00 SR.R		Type : DS Coating : Ø A : 93,94 Ø C : H : L : 171,45 F :		Montaj Yüksekliği	
	 29,00 x 79,20 x 14,00							






FORD		P271 904				Ø93,64		
 <p><b>Ø93,64</b></p> <p>RC,T 4</p> <p>Diesel Engine: <b>Transit Box 2.5 TD, Transit Bus 2.5 TD</b></p> <p><b>4GB D25T / 4GC D25T / 4GD D25T / 4GE D25T / 4GF D25T / 4HA D25T / 4HD D25T</b> 2,5 Ltr 2496 cm³ Turbocharged Transit 10/1992...</p>	<b>P271 904 000</b> <b>P271 904 0</b> <b>P271 904 001</b>	STD STD STD	STD +0,65 +1,00	<b>R271 904 000</b> <b>R271 904 0</b> <b>R271 904 001</b>	<b>S271 904 000</b> <b>S271 904 0</b> <b>S271 904 001</b>	<b>L271 911 000</b> 	STD	<b>K271 904 000</b>
	ST : 59,49 TB : 94,00 ØH : 44,00 Hz : -17,86 -5,55 Hx/y : 5,50 1,40 ØV : Vz : T1 : 9,20		<b>R16</b>  2,50 TR6° <b>R06</b>  2,00 SR <b>R35</b>  4,00 SR.R		Type : DS Coating : Ø A : 93,94 Ø C : H : L : 171,45 F :		Montaj Yüksekliği + 0,30 / +0,50	
	 29,00 x 79,20 x 14,00							



**FORD P271 905 Ø93,67**







 <p><b>Ø93,67</b></p> <p>RC,T 4</p> <p>Diesel Engine : Transit 2.5 TD Turbo <b>D25T / 4EB / 4EC</b> 4 Cyl. 2496 cc Turbo 74-112 KW (101-152 PS) 18,3:1, 8 Ventile</p>	<p><b>P271 905 000</b> STD STD <b>R271 905 000</b> <b>S271 905 000</b> <b>L271 913 000</b> STD <b>K271 905 000</b></p> <p><b>P271 905 0</b> STD +0,65 <b>R271 905 0</b> <b>S271 905 0</b></p> <p><b>P271 905 001</b> STD +1,00 <b>R271 905 001</b> <b>S271 905 001</b></p> <p><b>P271 905 200</b> -0,20 STD <b>R271 905 000</b> <b>S271 905 200</b></p> <p><b>P271 905 2</b> -0,20 +0,65 <b>R271 905 0</b> <b>S271 905 2</b></p> <p><b>P271 905 201</b> -0,20 +1,00 <b>R271 905 001</b> <b>S271 905 201</b></p>	<p>ST : 59,42</p> <p>TB : 93,95</p> <p>ØH : 44,00</p> <p>Hz : -18,40 -6,40</p> <p>Hx/y : 5,50 1,50</p> <p>ØV :</p> <p>Vz :</p> <p>T1 : 8,90</p>	<p><b>R16</b>  2,50 TR6°</p> <p><b>R28</b>  2,00 SR</p> <p><b>R35</b>  4,00 SR</p>	<p>Type : DS</p> <p>Coating :</p> <p>Ø A : 93,94</p> <p>Ø C :</p> <p>H :</p> <p>L : 171,45</p> <p>F :</p>	<p>Montaj Yüksekliği</p>
	 <p>29,00 x 79,00 x 17,00</p>				

**FORD P271 906 Ø93,67**









 <p><b>Ø93,67</b></p> <p>RC,S 4</p> <p>Diesel Engine: Transit Box 2.5 D, Transit Bus 2.5 D <b>4AB D25, DBA D25, 4BC D25, 4CA D25, 4CC D25, 4DA D25, 4ED D25, 4FA D25, 4FB D25, 4FC D25, 4FD D25, 4GA D25T, 4HB D25, 4HB D25, 4HC D25</b> 4 Diesel ,1664 cm³,51 kW (70 PS),7,8:1 Transit FT 100-150-190 1988...</p>	<p><b>P271 906 000</b> STD STD <b>R271 906 000</b> <b>S271 906 000</b> <b>L271 912 000</b> STD <b>K271 906 000</b></p> <p><b>P271 906 0</b> STD +0,65 <b>R271 906 0</b> <b>S271 906 0</b> <b>L271 912 001</b> Ø A : -3,46 <b>K271 906 001</b></p> <p><b>P271 906 001</b> STD +1,00 <b>R271 906 001</b> <b>S271 906 001</b></p>	<p>ST : 59,50</p> <p>TB : 94,00</p> <p>ØH : 40,00</p> <p>Hz : -18,00 -5,70</p> <p>Hx/y : -2,00 -1,30</p> <p>ØV :</p> <p>Vz :</p> <p>T1 : 7,40</p>	<p><b>R16</b>  2,50 ETR6°</p> <p><b>R06</b>  2,00 SR</p> <p><b>R35</b>  4,00 SR.R</p>	<p>Type : DS</p> <p>Coating :</p> <p>Ø A : 97,40</p> <p>Ø C : 98,5</p> <p>H : 5,5</p> <p>L : 174</p> <p>F :</p>	<p>Montaj Yüksekliği + 0,25 / + 0,40</p>
	 <p>29,00 x 77,00 x 14,00</p>				








**FORD P271 907 Ø93,68**

 <p><b>Ø93,68</b></p> <p>RC,SP 3/4</p> <p>Diesel Engine: <b>Yorg 4 FA</b> 2496 cm³, 52-56 kW (71-76 PS), 20,5:1 FT 100 1998...2000 Transit 11/1998...</p>	<p><b>P271 907 000</b></p> <p><b>P271 907 0</b></p> <p><b>P271 907 001</b></p>	<p>STD</p> <p>STD</p> <p>STD</p>	<p>STD</p> <p>+0,65</p> <p>+1,00</p>	<p><b>R271 907 000</b></p> <p><b>R271 907 0</b></p> <p><b>R271 907 001</b></p>	<p><b>S271 907 000</b></p> <p><b>S271 907 0</b></p> <p><b>S271 907 001</b></p>	<p><b>L271 914 000</b></p> 	<p>STD</p>	<p><b>K271 907 000</b></p>
	<p><b>ST :</b> 59,50</p> <p><b>TB :</b> 89,50</p> <p><b>ØH :</b> 40,00</p> <p><b>H<sub>z</sub> :</b> -18,00 -5,80</p> <p><b>H<sub>x/y</sub> :</b> 1,50 1,50</p> <p><b>ØV :</b></p> <p><b>V<sub>z</sub> :</b></p> <p><b>T1 :</b> 8,45</p>		<p><b>R16</b>  2,50 TR6°</p> <p><b>R06</b>  2,00 SR</p> <p><b>R35</b>  4,00 SR.R</p>		<p><b>Type :</b> DS</p> <p><b>Coating :</b></p> <p><b>Ø A :</b> 96,94</p> <p><b>Ø C :</b></p> <p><b>H :</b></p> <p><b>L :</b> 171,45</p> <p><b>F :</b></p>		<p><b>Montaj Yüksekliği</b></p>	
	 <p>29,00 x 77,00 x 14,00</p>							

**FORD P271 001 Ø100,00**

 <p><b>Ø100</b></p> <p>S 4</p> <p>Diesel Engine : <b>592 E, 4 D</b> 3611 ccm, Thames Trader, Tractor Major, Power Major, Super Major, 6 D, 590 E, 5416 ccm, Thames Trader 5,20,30,40,55,75, 1957-1965</p>	<p><b>P271 001 000</b></p>	<p>STD</p>	<p>STD</p>	<p><b>R271 001 000</b></p>	<p><b>S271 001 000</b></p>	<p><b>L271 015 000</b></p> <p><b>L271 015 001</b></p> 	<p>STD</p> <p><b>Ø A :</b> -3,1</p>	<p><b>K271 001 000</b></p> <p><b>K271 001 001</b></p>
	<p><b>ST :</b> 71,04</p> <p><b>TB :</b> 118,14</p> <p><b>ØH :</b> 5000,00</p> <p><b>H<sub>z</sub> :</b> -24,70</p> <p><b>H<sub>x/y</sub> :</b> -7,50 0,00</p> <p><b>ØV :</b> 46,65 46,65</p> <p><b>V<sub>z</sub> :</b> -1,80 -1,80</p> <p><b>T1 :</b> 20,65</p>		<p><b>R02</b>  2,39 SR</p> <p><b>R06</b>  2,39 SR</p> <p><b>R21</b>  2,39 SR</p> <p><b>R35</b>  4,75 SR</p> <p><b>R33</b>  4,75 SR</p>		<p><b>Type :</b> W</p> <p><b>Coating :</b></p> <p><b>Ø A :</b> 111,8</p> <p><b>Ø C :</b> 119,6</p> <p><b>H :</b> 11,1</p> <p><b>L :</b> 223</p> <p><b>F :</b> 0,6</p>		<p><b>Montaj Yüksekliği</b> - 0,700 / + 0,127</p>	
	 <p>35,00 x 85,00 x 19,00</p>							

















FORD		P271 002				Ø100,00		
 <p><b>Ø100</b></p> <p>RC 4</p> <p>Diesel Engine : <b>592 E, 4 D</b> 3611 ccm, Thames Trader, Tractor Major, Power Major, Super Major, 6 D, 590 E, 5416 ccm, Thames Trader 5,20,30,40,55,75, 1957 -1965 WITH ALFIN</p>	P271 002 000	STD	STD	R271 002 000	S271 002 000	L271 015 000 L271 015 001	STD Ø A : -3,1	K271 002 000 K271 002 001
	<p>ST : 71,04</p> <p>TB : 118,14</p> <p>ØH : 50,00</p> <p>H<sub>z</sub> : -24,70</p> <p>Hx/y : -7,50    0,00</p> <p>ØV : 46,65    46,65</p> <p>Vz : -1,80    -1,80</p> <p>T1 : 20,65</p>	<p>R02  2,39 SR</p> <p>R06  2,39 SR</p> <p>R21  2,39 SR</p> <p>R35  4,75 SR</p> <p>R33  4,75 SR</p>		<p>Type : W</p> <p>Coating :</p> <p>Ø A : 111,8</p> <p>Ø C : 119,6</p> <p>H : 11,1</p> <p>L : 223</p> <p>F : 0,6</p>		Montaj Yüksekliği		
 <p>35,00 x 85,00 x 19,00</p>								

FORD		P271 003				Ø100,00		
 <p><b>Ø100</b></p>	P271 003 000	STD	STD	R271 003 000	S271 003 000			
	<p>ST : 71,04</p> <p>TB : 118,14</p> <p>ØH : 5000,00</p> <p>H<sub>z</sub> : -24,70</p> <p>Hx/y : -7,50    0,00</p> <p>ØV : 46,65    46,65</p> <p>Vz : -1,80    -1,80</p> <p>T1 : 20,65</p>	<p>R02  2,39 SR</p> <p>R06  2,39 SR</p> <p>R21  2,39 SR</p> <p>R35  4,75 SR</p> <p>R33  4,75 SR</p>				Montaj Yüksekliği		
 <p>31,75 x 87,00 x 16,00</p>								











FORD		P271 004				Ø104,77		
 <p><b>Ø104,77</b></p> <p>S</p> <p>4/6</p> <p>Diesel Engine :  <b>2700E, 2701,E,</b>  <b>2706 E, DORSET</b>                      3966 ccm,  <b>2704 E, 2709 E,</b>  <b>DORSET</b>                      5945 ccm,                      D 300, D 800, 630, 640                      Combine, 1965-1969 K 250</p>	<b>P271 004 000</b>	STD	STD	<b>R271 004 000</b>	<b>S271 004 000</b>	<b>L271 016 000</b>	STD	<b>K271 004 000</b>
	<b>P271 004 050</b>	STD	+0,50	<b>R271 004 050</b>	<b>S271 004 050</b>	<b>L271 016 001</b>	Ø A : ,5	<b>K271 004 001</b>
	<b>P271 004 075</b>	STD	+0,75	<b>R271 004 075</b>	<b>S271 004 075</b>	<b>L271 017 002</b>	-108,8	<b>K271 004 002</b>
	<b>P271 004 001</b>	STD	+1,00	<b>R271 004 001</b>	<b>S271 004 001</b>			
	<b>ST :</b> 71,00 <b>TB :</b> 118,00 <b>ØH :</b> 51,50 <b>Hz :</b> -25,80    -17,00 <b>Hx/y :</b> 7,30    0,00 <b>ØV :</b> 50,00    50,00 <b>Vz :</b> -1,80    -1,80 <b>T1 :</b> 19,50		<b>R02</b>  2,39 SR <b>R02</b>  2,39 SR <b>R21</b>  2,39 SR <b>R35</b>  4,75 SR		<b>Type :</b> DS <b>Coating :</b> <b>Ø A :</b> 108,8 <b>Ø C :</b> <b>H :</b> <b>L :</b> 219 <b>F :</b>		<b>Montaj Yüksekliği</b>	
	 <p>34,92 x 90,00 x 19,00</p>						- 0,15 / + 0,40	






FORD		P271 005				Ø104,77		
 <p><b>Ø104,77</b></p> <p>4/6</p> <p>Diesel Engine :  <b>2700E, 2701,E,</b>  <b>2706 E, DORSET</b>                      3966 ccm,  <b>2704 E, 2709 E,</b>  <b>DORSET</b>                      5945 ccm, D 300, D 800, 630,                      640 Combine, 1965-1969 K 250                      WITH ALFIN</p>	<b>P271 005 000</b>	STD	STD	<b>R271 005 000</b>	<b>S271 005 000</b>	<b>L271 016 000</b>	STD	<b>K271 005 000</b>
	<b>P271 005 050</b>	STD	+0,50	<b>R271 005 050</b>	<b>S271 005 050</b>	<b>L271 016 001</b>	Ø A : ,5	<b>K271 005 001</b>
	<b>P271 005 075</b>	STD	+0,75	<b>R271 005 075</b>	<b>S271 005 075</b>	<b>L271 017 002</b>	-108,8	<b>K271 005 002</b>
	<b>P271 005 001</b>	STD	+1,00	<b>R271 005 001</b>	<b>S271 005 001</b>			
	<b>ST :</b> 71,00 <b>TB :</b> 118,00 <b>ØH :</b> 51,50 <b>Hz :</b> -25,80    -17,00 <b>Hx/y :</b> 7,30    0,00 <b>ØV :</b> 50,00    50,00 <b>Vz :</b> -1,80    -1,80 <b>T1 :</b> 19,35		<b>R02</b>  2,39 SR <b>R02</b>  2,39 SR <b>R21</b>  2,39 SR <b>R35</b>  4,75 SR		<b>Type :</b> DS <b>Coating :</b> <b>Ø A :</b> 108,8 <b>Ø C :</b> <b>H :</b> <b>L :</b> 219 <b>F :</b>		<b>Montaj Yüksekliği</b>	
	 <p>34,92 x 90,00 x 19,00</p>							









**FORD P271 006 Ø104,77**






 <p><b>Ø104,77</b></p> <p>RC,T 6</p> <p>Diesel Engine : <b>360 TC TORNADO</b> / <b>150/6 CA-Dover</b> / <b>2726T</b></p> <p>R 6, 5944 cm<sup>3</sup>, 110 kW (150 PS), 15,7:1 Turbo, Cargo 2115 1981... / Cargo 1114 0915 1981... / Cargo 1114 1981... / Cargo 1115 1981... / Cargo 1314 1981... / Cargo 1515 1981... / Cargo 1315 K 1981... / Cargo 1515 K 1981...</p>	<p><b>P271 006 000</b> STD STD</p> <p><b>P271 006 200</b> -0,20 STD</p>	<p><b>R271 006 000</b></p> <p><b>R271 006 000</b></p>	<p><b>S271 006 000</b></p> <p><b>S271 006 200</b></p>	<p><b>L271 018 000</b> STD</p> <p><b>L271 018 001</b> Ø A : -,32</p> <p><b>L271 018 002</b> -109,37</p>	<p><b>K271 006 000</b></p> <p><b>K271 006 001</b></p> <p><b>K271 006 002</b></p>
	<p>ST : 71,25</p> <p>TB : 119,90</p> <p>ØH : 60,25</p> <p>H<sub>z</sub> : -22,00 -17,25</p> <p>H<sub>x/y</sub> : -7,50 0,00</p> <p>ØV : 50,00 50,00</p> <p>V<sub>z</sub> : -2,30 -2,30</p> <p>T1 : 18,40</p>	<p><b>R16</b>  3,16 TR10°</p> <p><b>R02</b>  2,39 SR</p> <p><b>R26</b>  2,39 SR</p> <p><b>R35</b>  4,75 SR.R</p>	<p>Type : DS</p> <p>Coating :</p> <p>Ø A : 109,37</p> <p>Ø C : 112,83</p> <p>H : 4,74</p> <p>L : 219,56</p> <p>F : 0,64</p>	<p>Montaj Yüksekliği</p> <p>+ 0,15 / + 0,38</p>	
 <p>41,00 x 87,00 x 21,50</p>					

**FORD P271 007 Ø104,77**

 <p><b>Ø104,77</b></p> <p>RC,EP,T 6</p> <p>Diesel Engine : <b>DOVER 6.0 TCI</b> R 6, 5946 cc, 185 Ps, Turbo, Intercooler, Cargo 2520 1992...</p>	<p><b>P271 007 000</b> STD STD</p> <p><b>P271 007 200</b> -0,20 STD</p> <p><b>P271 007 400</b> -0,40 STD</p>	<p><b>R271 007 000</b></p> <p><b>R271 007 000</b></p> <p><b>R271 007 000</b></p>	<p><b>S271 007 000</b></p> <p><b>S271 007 200</b></p> <p><b>S271 007 400</b></p>	<p><b>L271 019 000</b> STD</p> <p><b>L271 019 001</b> Ø A : -,32</p> <p><b>L271 019 002</b> -109,37</p>	<p><b>K271 007 000</b></p> <p><b>K271 007 001</b></p> <p><b>K271 007 002</b></p>
	<p>ST : 71,25</p> <p>TB : 119,90</p> <p>ØH : 55,00</p> <p>H<sub>z</sub> : -21,50 -6,50</p> <p>H<sub>x/y</sub> : -5,00 0,00</p> <p>ØV : 50,00 50,00</p> <p>V<sub>z</sub> : -2,30 -2,30</p> <p>T1 : 18,95</p>	<p><b>R16</b>  3,00 TR15°</p> <p><b>R06</b>  2,50 SR</p> <p><b>R35</b>  4,00 SR.R</p>	<p>Type : DS</p> <p>Coating :</p> <p>Ø A : 109,37</p> <p>Ø C : 112,82</p> <p>H : 4,74</p> <p>L : 219,56</p> <p>F : 0,64</p>	<p>Montaj Yüksekliği</p> <p>+ 0,30 / +0,40</p>	
 <p>41,00 x 87,00 x 21,50</p>					










FORD		P271 008				Ø104,77		
 <p><b>Ø104,77</b></p> <p>RC,S 6 Diesel Engine :</p>	<b>P271 008 000</b> <b>P271 008 200</b>	STD -0,20	STD STD	<b>R271 008 000</b> <b>R271 008 000</b>	<b>S271 008 000</b> <b>S271 008 200</b>	<b>L271 019 000</b> <b>L271 019 001</b> <b>L271 019 002</b>	STD Ø A : -,32 -109,37	<b>K271 008 000</b> <b>K271 008 001</b> <b>K271 008 002</b>
	ST : 71,25 TB : 119,90 ØH : 60,50 Hz : -22,00    -17,20 Hx/y : -7,50    0,00 ØV : 50,00    50,00 Vz : -2,30    -2,30 T1 : 18,40	<b>R16</b>  3,16 TR10° <b>R02</b>  2,39 SR <b>R26</b>  2,39 SR <b>R35</b>  4,75 SR.R	Type : DS Coating : Ø A : 109,37 Ø C : 112,82 H : 4,74 L : 219,56 F : 0,64	Montaj Yüksekliği + 0,30 / +0,40				
	 <p>41,00 x 87,00 x 21,50</p>							






FORD		P271 009				Ø104,77		
 <p><b>Ø104,77</b></p> <p>RC 6 Diesel Engine : <b>6D</b> R 6 Diesel 5945 cc 81 Kw (110 Ps) 16:1 D 1210</p>	<b>P271 009 000</b> <b>P271 009 040</b> <b>P271 009 001</b>	STD STD STD	STD +0,40 +1,00	<b>R271 009 000</b> <b>R271 009 040</b> <b>R271 009 001</b>	<b>S271 009 000</b> <b>S271 009 040</b> <b>S271 009 001</b>	<b>L271 020 000</b> <b>L271 020 001</b> <b>L271 020 002</b> <b>L271 020 003</b> <b>L271 020 004</b>	STD Ø A : ,5 Ø A : Ø A : Ø A :	<b>K271 009 000</b> <b>K271 009 001</b> <b>K271 009 002</b> <b>K271 009 003</b> <b>K271 009 004</b>
	ST : 71,25 TB : 119,90 ØH : 57,50 Hz : -23,00 Hx/y : ØV : Vz : -2,60    -2,60 T1 :	<b>R01</b>  2,39 <b>R02</b>  2,39 <b>R35</b>  4,75	Type : DS Coating : Ø A : 108,95 Ø C : 110 H : 7 L : 218,50 F :	Montaj Yüksekliği				
	 <p>34,92 x 90,00 x 19,00</p>							









**FORD P271 010 Ø106,68**







 <p><b>Ø106,68</b></p> <p>RC,S 3/4</p> <p>Diesel Engine : <b>25.02 E</b> LD, 6 Y, 2502 E, 2588 ccm Tractor 231, 2000, 2600, 1965...</p>	<p><b>P271 010 000</b> STD STD</p> <p><b>P271 010 050</b> STD +0,50</p> <p><b>P271 010 075</b> STD +0,75</p> <p><b>P271 010 001</b> STD +1,00</p>	<p><b>R271 010 000</b></p> <p><b>R271 010 050</b></p> <p><b>R271 010 075</b></p> <p><b>R271 010 001</b></p>	<p><b>S271 010 000</b></p> <p><b>S271 010 050</b></p> <p><b>S271 010 075</b></p> <p><b>S271 010 001</b></p>	<p><b>L271 021 000</b></p> 	<p>STD</p>	<p><b>K271 010 000</b></p>
	<p>ST : 75,23</p> <p>TB : 134,08</p> <p>ØH : 53,10</p> <p>H<sub>z</sub> : -19,30 -14,70</p> <p>H<sub>x/y</sub> : -8,20 2,80</p> <p>ØV :</p> <p>V<sub>z</sub> :</p> <p>T1 : 19,40</p>	<p><b>R02</b>  2,39 SR</p> <p><b>R02</b>  2,39 SR</p> <p><b>R21</b>  2,39 SR</p> <p><b>R35</b>  4,75 SR</p>	<p>Type : DS</p> <p>Coating :</p> <p>Ø A : 110,78</p> <p>Ø C :</p> <p>H :</p> <p>L : 209,6</p> <p>F :</p>	<p>Montaj Yüksekliği</p> <p>+ 0,05 / + 0,15</p>		
	 <p>38,10 x 89,00 x 22,00</p>					

**FORD P271 011 Ø106,68**







 <p><b>Ø106,68</b></p>	<p><b>P271 011 000</b> STD STD</p>	<p><b>R271 011 000</b></p>	<p><b>S271 011 000</b></p>			
	<p>ST : 70,15</p> <p>TB : 129,00</p> <p>ØH : 56,45</p> <p>H<sub>z</sub> : -17,90</p> <p>H<sub>x/y</sub> :</p> <p>ØV :</p> <p>V<sub>z</sub> :</p> <p>T1 :</p>	<p><b>R01</b>  2,39 SR</p> <p><b>R04</b>  2,39 SR</p> <p><b>R04</b>  2,39 SR</p> <p><b>R35</b>  4,75 SR</p>	<p>Montaj Yüksekliği</p>			
	<p>x x</p>					



FORD		P271 012				Ø106,68		
 <p><b>Ø106,68</b></p> <p>RC,S 3/4</p> <p>Diesel Engine : <b>6 Y, 7 A, 2405 E, 2580E</b> 2870 ccm, 32-34,5 kW (44-47 PS) Tractor Super-Dexta, 333, 353, 3000, 3600, 1965... <b>6 Y,7 A,</b> 3818 ccm, 49,5-55 kW (67-70 PS) Tractor Super-Major, 5000, 5550, 5600, 1965...</p>	<b>P271 012 000</b>	STD	STD	<b>R271 012 000</b>	<b>S271 012 000</b>	<b>L271 022 000</b>	STD	<b>K271 012 000</b>
	<b>P271 012 050</b>	STD	+0,50	<b>R271 012 050</b>	<b>S271 012 050</b>	<b>L271 022 001</b>	Ø A : ,5	<b>K271 012 001</b>
	<b>P271 012 075</b>	STD	+0,75	<b>R271 012 075</b>	<b>S271 012 075</b>	<b>L271 022 002</b>	-110,5	<b>K271 012 002</b>
	<b>P271 012 001</b>	STD	+1,00	<b>R271 012 001</b>	<b>S271 012 001</b>			
	<b>ST :</b> 70,15 <b>TB :</b> 129,00 <b>ØH :</b> 59,45 <b>Hx/y :</b> -17,90    -12,00 <b>Hx/y :</b> -8,20    2,80 <b>ØV :</b> <b>Vz :</b> <b>T1 :</b> 19,30		<b>R02</b>  2,39 SR <b>R02</b>  2,39 SR <b>R21</b>  2,39 SR <b>R35</b>  4,75 SR		<b>Type :</b> DS <b>Coating :</b> <b>Ø A :</b> 110,50 <b>Ø C :</b> 111,80 <b>H :</b> 5 <b>L :</b> 209,60 <b>F :</b>		<b>Montaj Yüksekliği</b> + 0,05 / + 0,15	
	 38,10 x 89,00 x 22,00							






FORD		P271 013				Ø106,69		
 <p><b>Ø106,69</b></p> <p>RC,S 3/4</p> <p>Diesel Engine : <b>6Y series 256 cu. in. 4-Cyl. 4195cc / 6Y series 40D 175 cu.in 3-Cyl. 2867cc</b> <b>7A series 256 cu. in 4 Cyl. 4195cc / 7A series 40D 175 cu.in 3 Cyl. 2867cc</b> <b>3600</b> 3 cyl Hema Tractor <b>3600</b> 4 cyl Hema Tractor</p>	<b>P271 013 000</b>	STD	STD	<b>R271 013 000</b>	<b>S271 013 000</b>	<b>L271 023 000</b>	STD	<b>K271 013 000</b>
	<b>P271 013 050</b>	STD	+0,50	<b>R271 013 050</b>	<b>S271 013 050</b>			
	<b>P271 013 075</b>	STD	+0,75	<b>R271 013 075</b>	<b>S271 013 075</b>			
	<b>P271 013 001</b>	STD	+1,00	<b>R271 013 001</b>	<b>S271 013 001</b>			
	<b>ST :</b> 70,13 <b>TB :</b> 129,01 <b>ØH :</b> 63,55 <b>Hx/y :</b> -17,12 <b>Hx/y :</b> -6,00    1,50 <b>ØV :</b> <b>Vz :</b> <b>T1 :</b> 19,25		<b>R02</b>  2,39 SR <b>R02</b>  2,39 SR <b>R21</b>  2,39 SR <b>R35</b>  4,75 SR		<b>Type :</b> DS <b>Coating :</b> <b>Ø A :</b> 110,78 <b>Ø C :</b> <b>H :</b> <b>L :</b> 209,6 <b>F :</b>		<b>Montaj Yüksekliği</b> + 0,05 / +0,15	
	 38,10 x 89,00 x 22,00							








FORD		P271 014				Ø107,21		
 <p><b>Ø107,21</b></p> <p>S</p> <p>4/6</p> <p>Diesel Engine :</p> <p><b>2711 E / 2712 E / 2714 E</b></p> <p><b>2715 C / 2715 E / 2722</b></p> <p><b>2725 / 7AA/380 CID</b></p>	<b>P271 014 000</b>	STD	STD	<b>R271 014 000</b>	<b>S271 014 000</b>	<b>L271 024 000</b>	STD	<b>K271 014 000</b>
	<b>P271 014 050</b>	STD	+0,50	<b>R271 014 050</b>	<b>S271 014 050</b>	<b>L271 024 001</b>	Ø A : ,63	<b>K271 014 001</b>
	<b>P271 014 075</b>	STD	+0,75	<b>R271 014 075</b>	<b>S271 014 075</b>			
	<b>P271 014 001</b>	STD	+1,00	<b>R271 014 001</b>	<b>S271 014 001</b>			
	<p>ST : 71,20</p> <p>TB : 119,90</p> <p>ØH : 51,50</p> <p>Hx : -26,90 -17,75</p> <p>Hx/y : 4,25 0,00</p> <p>ØV : 50,00 50,00</p> <p>Vz : -1,80 -1,80</p> <p>T1 : 19,90</p>		<p><b>R01</b>  2,39 SR</p> <p><b>R02</b>  2,39 SR</p> <p><b>R21</b>  2,39 SR</p> <p><b>R35</b>  4,75 SR</p>		<p>Type : DS</p> <p>Coating :</p> <p>Ø A : 110,75</p> <p>Ø C :</p> <p>H :</p> <p>L : 212,70</p> <p>F :</p>			
	 <p>36,51 x 90,00 x 19,00</p>							<p>Montaj Yüksekliği</p> <p>- 0,15 / +0,40</p>

FORD		P271 015				Ø107,21		
 <p><b>Ø107,21</b></p>	<b>P271 015 000</b>	STD	STD	<b>R271 015 000</b>	<b>S271 015 000</b>			
	<b>P271 015 050</b>	STD	+0,50	<b>R271 015 050</b>	<b>S271 015 050</b>			
	<b>P271 015 075</b>	STD	+0,75	<b>R271 015 075</b>	<b>S271 015 075</b>			
	<b>P271 015 001</b>	STD	+1,00	<b>R271 015 001</b>	<b>S271 015 001</b>			
	<p>ST : 71,20</p> <p>TB : 119,90</p> <p>ØH : 51,50</p> <p>Hx : -26,90 -17,75</p> <p>Hx/y : 4,25 0,00</p> <p>ØV : 50,00 50,00</p> <p>Vz : -1,80 -1,80</p> <p>T1 : 19,90</p>		<p><b>R01</b>  2,39 SR</p> <p><b>R02</b>  2,39 SR</p> <p><b>R21</b>  2,39 SR</p> <p><b>R35</b>  4,75 SR</p>					
	 <p>36,51 x 90,00 x 19,00</p>							<p>Montaj Yüksekliği</p>





FORD		P271 016				Ø107,21		
 <p><b>Ø107,21</b></p> <p>RC,SP,S</p> <p>4/6</p> <p>Diesel Engine :  <b>130/7 AA-DOVER</b>                      / 380 CID / 5  <b>AA/254 CID /</b>  <b>90/5 AA-DOVER</b>                      254 CID, R 4, 4160 cm³, 66 kW (90 PS), 16:1                      Dover 90, R 4, 4160 cm³, 66 kW (90 PS), 16:1                      Cargo 0606 / Cargo 0709 / Cargo 0809                      380 CID, R 6, 6221 cm³, 94 kW (128 PS), 16:1 / Dover 130, R 6, 6221 cm³, 94 kW (128 PS), 16:1</p>	<b>P271 016 000</b> <b>P271 016 0</b> <b>P271 016 0</b>	STD STD STD	STD +0,38 +0,89	<b>R271 016 000</b> <b>R271 016 0</b> <b>R271 016 0</b>	<b>S271 016 000</b> <b>S271 016 0</b> <b>S271 016 0</b>	<b>L271 025 000</b> <b>L271 025 001</b>	STD Ø A : -,54	<b>K271 016 000</b> <b>K271 016 001</b>
	ST : 71,25 TB : 119,90 ØH : 58,70 Hz : -23,30 -19,70 Hx/y : 3,80 0,00 ØV : 49,60 49,60 Vz : -2,30 -2,30 T1 : 24,85	 <p>36,51 x 86,20 x 19,00</p>	<b>R01</b>  2,39 SR <b>R02</b>  2,39 SR <b>R35</b>  4,75 SR.R	Type : DS Coating : Ø A : 111,29 Ø C : H : L : 212,72 F :	Montaj Yüksekliği + 0,152 / +0,380			

FORD		P271 101				Ø111,76		
 <p><b>Ø111,76</b></p> <p>RC,OCP</p> <p>Diesel Engine:                      TM 175                      TM 190 675TA ENGINE</p>	<b>P271 101 000</b> <b>P271 101 050</b>	STD STD	STD +0,50	<b>R271 101 000</b> <b>R271 101 050</b>	<b>S271 101 000</b> <b>S271 101 050</b>			
	ST : 73,00 TB : 111,00 ØH : 56,50 Hz : -23,90 -7,90 Hx/y : 4,50 -1,00 ØV : Vz : T1 : 6,80	 <p>44,45 x 92,00 x 22,00</p>	<b>R17</b>  3,16 TR15° <b>R26</b>  2,39 SR <b>R35</b>  3,00 SR.R	Montaj Yüksekliği				








FORD		P271 102				Ø111,76		
 <p><b>Ø111,76</b></p> <p>RC, OCP</p> <p>Diesel Engine: TX 68</p>	<b>P271 102 000</b>	STD	STD	<b>R271 102 000</b>	<b>S271 102 000</b>			
	<p>ST : 73,00</p> <p>TB : 111,00</p> <p>ØH : 56,50</p> <p>H<sub>z</sub> : -22,90    -7,00</p> <p>H<sub>x/y</sub> : 3,50    -1,00</p> <p>ØV :</p> <p>V<sub>z</sub> :</p> <p>T1 : 10,60</p>			<p><b>R17</b>  3,16 TR15°</p> <p><b>R26</b>  2,39 SR</p> <p><b>R35</b>  4,75 SR.R</p>				
	 <p>44,45 x 92,00 x 22,00</p>							Montaj Yüksekliği

FORD		P271 103				Ø111,76	
 <p><b>Ø111,76</b></p> <p>RC</p> <p>Diesel Engine:</p>	<b>P271 103 000</b>	STD	STD	<b>R271 103 000</b>	<b>S271 103 000</b>		
	<b>P271 103 0</b>	STD	+0,762	<b>R271 103 0</b>	<b>S271 103 0</b>		
	<p>ST : 72,90</p> <p>TB : 110,90</p> <p>ØH : 57,50</p> <p>H<sub>z</sub> : -24,50    -8,00</p> <p>H<sub>x/y</sub> : 3,00    9,00</p> <p>ØV :</p> <p>V<sub>z</sub> :</p> <p>T1 : 10,40</p>			<p>3,16 TR15°</p> <p>2,39 SR</p> <p>4,75 SR</p>			
 <p>44,45 x 92,00 x 22,00</p>							Montaj Yüksekliği


















**FORD P271 104 Ø111,76**







 <p><b>Ø111,76</b></p> <p>RC,OCP,T</p> <p>Diesel Engine: 675 TA Powerstar Genesis 7.5L engine 675 TA/AB, 675 TA/CB, 675 TA/AG, 675 TA/CC, 675 TA/AH, 675 TA/CF, 675 TA/AJ, 675 TA/AA, 675 TA/CA</p>	<b>P271 104 000</b>	STD	STD	<b>R271 104 000</b>	<b>S271 104 000</b>				
	<p>ST : 73,00</p> <p>TB : 111,00</p> <p>ØH : 58,90</p> <p>H<sub>z</sub> : -21,00    -9,75</p> <p>H<sub>x</sub>/y : 5,00    1,50</p> <p>ØV :</p> <p>V<sub>z</sub> :</p> <p>T1 : 10,40</p>			<p><b>R12</b>  3,16 TR15°</p> <p><b>R09</b>  2,39 SR</p> <p><b>R35</b>  3,00 SR.R</p>					
	 <p>44,45 x 92,00 x 22,00</p>								Montaj Yüksekliği

**FORD P271 105 Ø111,76**

 <p><b>Ø111,76</b></p> <p>RC</p> <p>4/6</p> <p>Diesel Engine : 7610-7710 Model <b>BSD444T 268 cu. in. / 268 cu.in 7600 / 268 cu.in 7600, 7700 / 401 cu.in. TW20, TW30</b> 7 A, 6575 ccm, Tractor 9200, 9260, 9600,9700, TW-25, TW-30, TW-35, 1976... BSD 444 T,Tractor 6610, 6810, 7410, 7710 4392 ccm</p>	<b>P271 105 000</b>	STD	STD	<b>R271 105 000</b>	<b>S271 105 000</b>	<b>L271 130 000</b>	STD	<b>K271 105 000</b>
	<b>P271 105 050</b>	STD	+0,50	<b>R271 105 050</b>	<b>S271 105 050</b>	<b>L271 130 001</b>	Ø A : ,93	<b>K271 105 001</b>
	<b>P271 105 075</b>	STD	+0,75	<b>R271 105 075</b>	<b>S271 105 075</b>			
<b>P271 105 001</b>	STD	+1,00	<b>R271 105 001</b>	<b>S271 105 001</b>				
<p>ST : 67,80</p> <p>TB : 127,00</p> <p>ØH : 63,50</p> <p>H<sub>z</sub> : -19,00</p> <p>H<sub>x</sub>/y : -5,85    1,70</p> <p>ØV :</p> <p>V<sub>z</sub> :</p> <p>T1 : 18,80</p>			<p><b>R16</b>  3,16 TR15°</p> <p><b>R02</b>  2,39 SR</p> <p><b>R21</b>  2,39 SR</p> <p><b>R35</b>  4,75 SR</p>			 <p>Type : DS</p> <p>Coating :</p> <p>Ø A : 114,43</p> <p>Ø C : 120,4</p> <p>H : 2,59</p> <p>L : 208,28</p> <p>F :</p>		Montaj Yüksekliği
 <p>41,28 x 89,00 x 18,00</p>								










FORD		P271 106				Ø111,76		
 <p><b>Ø111,76</b></p> <p>RC 3/4</p> <p>Diesel Engine: <b>Serie 5000</b> 4-Cyl. <b>Serie 5000</b> 3-Cyl.</p>	<b>P271 106 000</b> <b>P271 106 050</b> <b>P271 106 075</b> <b>P271 106 001</b>	STD STD STD STD	STD +0,50 +0,75 +1,00	<b>R271 106 000</b> <b>R271 106 050</b> <b>R271 106 075</b> <b>R271 106 001</b>	<b>S271 106 000</b> <b>S271 106 050</b> <b>S271 106 075</b> <b>S271 106 001</b>	<b>L271 131 000</b> <b>L271 131 001</b> <b>L271 131 002</b>	STD Ø A : -114,46	<b>K271 106 000</b> <b>K271 106 001</b> <b>K271 106 002</b>
	ST : 70,15 TB : 129,00 ØH : 56,00 Hz : -22,96    -17,40 Hx/y : -8,00    2,70 ØV : Vz : T1 : 20,80	<b>R01</b>  2,39 SR <b>R04</b>  2,39 SR <b>R04</b>  2,39 SR <b>R35</b>  4,75 SR.R	Type : DS Coating : Ø A : 114,46 Ø C : 120,45 H : 2,59 L : 208,50 F :	<b>Montaj Yüksekliği</b> + 0,25 / + 0,58				
 <p>38,10 x 89,00 x 22,00</p>								







FORD		P271 107				Ø111,76		
 <p><b>Ø111,76</b></p> <p>RC,S 4</p> <p>Diesel Engine : Model 6600 <b>6Y, 7A series 256</b> cu.in. <b>BSD442 256 cu.in.</b> R 4, 4195 cm<sup>3</sup>, 55 - 58 kW (75 - 79 PS), 16,5:1 3610 1968... / 3910 1968... / 620 1968... / 622 1968... / 650 1968... / 3430 1968... / 4100 1968... / 5000 1968... / 5500 1968... / 3230 1968... / 5550 1968... / 5610 1968... / 6000 1968... / 6500 1968... / 6600 1968... / 6700 1968...</p>	<b>P271 107 000</b> <b>P271 107 0</b> <b>P271 107 0</b> <b>P271 107 0</b>	STD STD STD STD	STD +0,508 +0,762 +1,016	<b>R271 107 000</b> <b>R271 107 0</b> <b>R271 107 0</b> <b>R271 107 0</b>	<b>S271 107 000</b> <b>S271 107 0</b> <b>S271 107 0</b> <b>S271 107 0</b>	<b>L271 132 000</b> <b>L271 132 001</b> <b>L271 132 002</b> <b>L271 132 003</b>	STD Ø A : Ø A : Ø A :	<b>K271 107 000</b> <b>K271 107 001</b> <b>K271 107 002</b> <b>K271 107 003</b>
	ST : 70,66 TB : 129,50 ØH : 63,50 Hz : -18,62 Hx/y : -5,85    1,70 ØV : Vz : T1 : 20,80	<b>R01</b>  2,39 SR <b>R04</b>  2,39 SR <b>R21</b>  2,39 SR <b>R35</b>  4,75 SR	Type : DS Coating : Ø A : 114,46 Ø C : 120,45 H : 2,59 L : 208,50 F :	<b>Montaj Yüksekliği</b> + 0,18 / + 0,61				
 <p>38,10 x 89,00 x 22,00</p>								



**FORD P271 108 Ø111,76**







 <p><b>Ø111,76</b></p> <p>RC 4</p> <p>Diesel Engine : <b>6 Y 4.2 / 7 A</b> <b>4.2</b> 4195 ccml, Loader A 62, Tractor 750, 7000, 7500, 7600, 7700, 1971...</p>	<p><b>P271 108 000</b></p>	STD	STD	<p><b>R271 108 000</b></p>	<p><b>S271 108 000</b></p>	<p><b>L271 133 000</b></p>	STD	<p><b>K271 108 000</b></p>
	<p><b>P271 108 050</b></p>	STD	+0,50	<p><b>R271 108 050</b></p>	<p><b>S271 108 050</b></p>			
	<p><b>P271 108 075</b></p>	STD	+0,75	<p><b>R271 108 075</b></p>	<p><b>S271 108 075</b></p>			
	<p><b>P271 108 001</b></p>	STD	+1,00	<p><b>R271 108 001</b></p>	<p><b>S271 108 001</b></p>			
	<p>ST : 70,40</p> <p>TB : 129,40</p> <p>ØH : 56,00</p> <p>H<sub>z</sub> : -22,40</p> <p>Hx/y : -5,25    1,70</p> <p>ØV :</p> <p>Vz :</p> <p>T1 : 20,80</p>			<p><b>R16</b>  3,16 TR15°</p> <p><b>R02</b>  2,39 SR</p> <p><b>R21</b>  2,39 SR</p> <p><b>R35</b>  4,75 SR</p>	<p>Type : DS</p> <p>Coating :</p> <p>Ø A : 114,43</p> <p>Ø C : 120,4</p> <p>H : 2,59</p> <p>L : 208,28</p> <p>F :</p>		<p>Montaj Yüksekliği</p>	
 <p>41,28 x 89,00 x 18,00</p>								

**FORD P271 109 Ø111,76**






 <p><b>Ø111,76</b></p> <p>RC,S 3/4</p> <p>Diesel Engine: <b>BSD333H 201 cu. in.</b> <b>7A series 201 cu. in.</b> 3-Cyl. 4000, 4110, 4600, 4610 531, 532, 535, 540, 545, 550, 555 Tractor 515 4-Cyl. 6610, 6710 Tractor</p>	<p><b>P271 109 000</b></p>	STD	STD	<p><b>R271 109 000</b></p>	<p><b>S271 109 000</b></p>	<p><b>L271 134 000</b></p>	STD	<p><b>K271 109 000</b></p>
	<p><b>P271 109 050</b></p>	STD	+0,50	<p><b>R271 109 050</b></p>	<p><b>S271 109 050</b></p>	<p><b>L271 134 001</b></p>	Ø A :	<p><b>K271 109 001</b></p>
	<p><b>P271 109 075</b></p>	STD	+0,75	<p><b>R271 109 075</b></p>	<p><b>S271 109 075</b></p>	<p><b>L271 134 002</b></p>	Ø A :	<p><b>K271 109 002</b></p>
	<p><b>P271 109 001</b></p>	STD	+1,00	<p><b>R271 109 001</b></p>	<p><b>S271 109 001</b></p>	<p><b>L271 134 003</b></p>	Ø A :	<p><b>K271 109 003</b></p>
	<p>ST : 68,12</p> <p>TB : 127,10</p> <p>ØH : 63,50</p> <p>H<sub>z</sub> : -19,80</p> <p>Hx/y : -5,85    1,70</p> <p>ØV :</p> <p>Vz :</p> <p>T1 : 18,50</p>			<p><b>R01</b>  2,39 SR</p> <p><b>R02</b>  2,39 SR</p> <p><b>R21</b>  2,39 SR</p> <p><b>R35</b>  4,75 SR</p>	<p>Type : DS</p> <p>Coating :</p> <p>Ø A : 114,46</p> <p>Ø C : 120,45</p> <p>H : 2,59</p> <p>L : 208,50</p> <p>F :</p>		<p>Montaj Yüksekliği</p> <p>+ 0,28 / + 0,58</p>	
 <p>38,10 x 89,00 x 22,00</p>								









**FORD P271 110 Ø111,76**






 <p><b>Ø111,76</b></p> <p>RC 3/4</p> <p>Diesel Engine: <b>BSD 333 H / BSD 444 / PD 2512 E / 3201 / 6Y 3,3 / 7A 3,3</b> See: 228 K05000 SAME PISTON DIFFERENT RING SIZE</p>	<p><b>P271 110 000</b> STD STD <b>R271 110 000</b> <b>S271 110 000</b> <b>L271 126 000</b> STD <b>K271 110 000</b></p>		
	<p><b>P271 110 050</b> STD +0,50 <b>R271 110 050</b> <b>S271 110 050</b> <b>L271 127 000</b> Ø A : <b>K271 110 001</b></p>		
	<p><b>P271 110 075</b> STD +0,75 <b>R271 110 075</b> <b>S271 110 075</b> <b>L271 128 000</b> Ø A : <b>K271 110 002</b></p>		
	<p><b>P271 110 001</b> STD +1,00 <b>R271 110 001</b> <b>S271 110 001</b> <b>L271 129 000</b> Ø A : <b>K271 110 003</b></p>		
<p>ST : 68,12 TB : 127,10 ØH : 63,50 Hz : -19,80 Hx/y : -5,85 1,70 ØV : Vz : T1 : 18,50</p>	<p><b>R16</b>  3,16 TR15° <b>R02</b>  2,39 SR <b>R21</b>  2,39 SR <b>R35</b>  4,75 SR</p>	<p>Type : DS Coating : Ø A : 114,46 Ø C : 120,45 H : 2,59 L : 208,50 F :</p>	<p>Montaj Yüksekliği</p>
 <p>38,10 x 89,00 x 22,00</p>			

**FORD P271 111 Ø111,76**

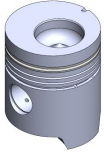





 <p><b>Ø111,76</b></p> <p>RC</p> <p>Diesel Engine: Model 4000 6610S - Ford New Holland (Engine, Genesis 5.0) 6640 - Ford New Holland (Engine - PowerStar 5.0) 8240 - Ford New Holland (Engine - PowerStar 7.5) 8340 - Ford New Holland (Engine - PowerStar 7.5T) TS115 - Ford New Holland (Engine - PowerStar 7.5) TS80 - Ford New Holland (Engine - PowerStar 5.0) TS90 - Ford New Holland (Engine - PowerStar 5.0) <b>New Holland</b></p>	<p><b>P271 111 000</b> STD STD <b>R271 111 000</b> <b>S271 111 000</b> <b>L271 135 000</b> STD <b>K271 111 000</b></p>		
	<p><b>P271 111 050</b> STD +0,50 <b>R271 111 050</b> <b>S271 111 050</b></p>		
	<p><b>P271 111 075</b> STD +0,75 <b>R271 111 075</b> <b>S271 111 075</b></p>		
	<p><b>P271 111 001</b> STD +1,00 <b>R271 111 001</b> <b>S271 111 001</b></p>		
<p>ST : 73,25 TB : 126,60 ØH : 61,80 Hz : -21,67 -14,55 Hx/y : -9,00 3,00 ØV : Vz : T1 : 9,35</p>	<p><b>R01</b>  2,39 SR <b>R07</b>  2,39 SR <b>R35</b>  4,75 SR</p>	<p>Type : DS Coating : Ø A : 114,40 Ø C : H : L : 205,60 F :</p>	<p>Montaj Yüksekliği</p>
 <p>38,10 x 89,00 x 22,00</p>			




FORD		P271 112				Ø111,76		
 <p><b>Ø111,76</b></p> <p>RC,S</p> <p>3/4</p> <p><b>Diesel Engine:</b>  <b>BSD333 201 cu.in.</b>                      3294 cc 16,3:1 6610 S Hema                      TTractor 1987...1991  <b>BSD444 268 cu.in.</b>                      4392 cc 16,3:1 1987...1991</p>	<b>P271 112 000</b>	STD	STD	<b>R271 112 000</b>	<b>S271 112 000</b>	<b>L271 126 000</b>	STD	<b>K271 112 000</b>
	<b>P271 112 050</b>	STD	+0,50	<b>R271 112 050</b>	<b>S271 112 050</b>	<b>L271 127 000</b>	Ø A :	<b>K271 112 001</b>
	<b>P271 112 075</b>	STD	+0,75	<b>R271 112 075</b>	<b>S271 112 075</b>	<b>L271 128 000</b>	-114,46	<b>K271 112 002</b>
	<b>P271 112 001</b>	STD	+1,00	<b>R271 112 001</b>	<b>S271 112 001</b>			
	<b>ST :</b> 68,07 <b>TB :</b> 127,00 <b>ØH :</b> 61,85 <b>Hz :</b> -19,26 -12,50 <b>Hx/y :</b> -9,00 3,00 <b>ØV :</b> <b>Vz :</b> <b>T1 :</b> 18,50			<b>R01</b>  2,39 SR <b>R04</b>  2,39 SR <b>R04</b>  2,39 SR <b>R35</b>  4,75 SR		<b>Type :</b> DS <b>Coating :</b> <b>Ø A :</b> 114,46 <b>Ø C :</b> 120,45 <b>H :</b> 2,59 <b>L :</b> 208,50 <b>F :</b>		<b>Montaj Yüksekliği</b>
	 38,10 x 89,00 x 22,00							+ 0,28 / + 0,58

FORD		P271 113				Ø111,76		
 <p><b>Ø111,76</b></p> <p>RC</p> <p><b>Diesel Engine:</b>                      5610S - Ford New Holland                      (Engine, Genesis 4.4)                      5640 - Ford New Holland                      (Engine - PowerStar 4.4)                      7810S - Ford New Holland                      (Engine, Genesis 6.6)                      7840 - Ford New Holland                      (Engine - PowerStar 6.6)  <b>New Holland</b></p>	<b>P271 113 000</b>	STD	STD	<b>R271 113 000</b>	<b>S271 113 000</b>	<b>L271 137 000</b>	STD	<b>K271 113 000</b>
	<b>P271 113 050</b>	STD	+0,50	<b>R271 113 050</b>	<b>S271 113 050</b>			
	<b>P271 113 075</b>	STD	+0,75	<b>R271 113 075</b>	<b>S271 113 075</b>			
	<b>P271 113 001</b>	STD	+1,00	<b>R271 113 001</b>	<b>S271 113 001</b>			
	<b>ST :</b> 80,88 <b>TB :</b> 134,25 <b>ØH :</b> 61,90 <b>Hz :</b> -18,70 -11,80 <b>Hx/y :</b> -9,00 3,00 <b>ØV :</b> <b>Vz :</b> <b>T1 :</b> 10,00			<b>R01</b>  2,39 SR <b>R01</b>  2,39 SR <b>R35</b>  4,75 SR		<b>Type :</b> DS <b>Coating :</b> <b>Ø A :</b> 114,43 <b>Ø C :</b> 120,35 <b>H :</b> 2,56 <b>L :</b> 208,50 <b>F :</b>		<b>Montaj Yüksekliği</b>
	 38,10 x 89,00 x 22,00							















FORD		P271 114				Ø111,76		
 <p><b>Ø111,76</b></p> <p>RC 4</p> <p>Diesel Engine: <b>BSD 442</b></p>	<b>P271 114 000</b> <b>P271 114 050</b> <b>P271 114 075</b> <b>P271 114 001</b>	STD STD STD STD	STD +0,50 +0,75 +1,00	<b>R271 114 000</b> <b>R271 114 050</b> <b>R271 114 075</b> <b>R271 114 001</b>	<b>S271 114 000</b> <b>S271 114 050</b> <b>S271 114 075</b> <b>S271 114 001</b>	<b>L271 138 000</b>	STD	<b>K271 114 000</b>
	ST : 70,66 TB : 129,50 ØH : 61,90 Hz : -17,90    -11,20 Hx/y : 8,00    -4,00 ØV : Vz : T1 : 20,80	<b>R01</b>  2,39 SR <b>R01</b>  2,39 SR <b>R01</b>  2,39 SR <b>R35</b>  4,75 SR	Type : DS Coating : Ø A : 114,43 Ø C : 120,35 H : 2,60 L : 208,50 F :	Montaj Yüksekliği				
 <p>38,10 x 89,00 x 22,00</p>								

FORD		P271 115				Ø111,76		
 <p><b>Ø111,76</b></p> <p>RC</p> <p>Diesel Engine: 6610S - Ford New Holland (Engine, Genesis 5.0T) / View 7610S - Ford New Holland (Engine, Genesis 5.0T) / 8360 - Ford New Holland (Engine, PowerStar 7.5T) / 8560 - Ford New Holland (Engine, PowerStar 7.5T) / TM125 - Ford New Holland (Engine, PowerStar 7.5T) / TM135 - Ford New Holland (Engine, PowerStar 7.5T) / TM150 - Ford New Holland (Engine, PowerStar 7.5T) / TM165 - Ford New Holland (Engine, PowerStar 7.5T)</p>	<b>P271 115 000</b> <b>P271 115 050</b> <b>P271 115 075</b> <b>P271 115 001</b>	STD STD STD STD	STD +0,50 +0,75 +1,00	<b>R271 115 000</b> <b>R271 115 050</b> <b>R271 115 075</b> <b>R271 115 001</b>	<b>S271 115 000</b> <b>S271 115 050</b> <b>S271 115 075</b> <b>S271 115 001</b>			
	ST : 73,00 TB : 111,00 ØH : 56,45 Hz : -23,40    -7,00 Hx/y : -4,50    -1,50 ØV : Vz : T1 : 10,55	<b>R17</b>  3,16 TR15° <b>R26</b>  2,39 SR <b>R35</b>  4,75 SR.R	Montaj Yüksekliği					
 <p>41,28 x 94,50 x 22,00</p>								

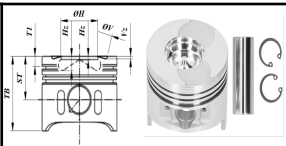


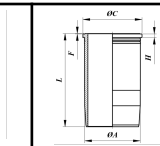








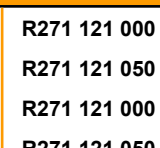

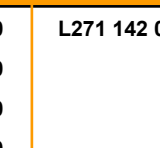

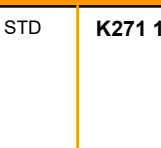









FORD		P271 118				Ø111,77		
 <b>Ø111,77</b> RC, T 4 Diesel Engine: <b>4983 T</b> 4983 cc, 17,5:1 70 kW (95 PS) 7740 Tractor 1994 -...	<b>P271 118 000</b>	STD	STD	<b>R271 118 000</b>	<b>S271 118 000</b>	 <b>L271 136 000</b> STD <b>K271 118 000</b>		
	<b>P271 118 050</b>	STD	+0,50	<b>R271 118 050</b>	<b>S271 118 050</b>			
	<b>P271 118 075</b>	STD	+0,75	<b>R271 118 075</b>	<b>S271 118 075</b>			
	<b>P271 118 001</b>	STD	+1,00	<b>R271 118 001</b>	<b>S271 118 001</b>			
ST : 72,90 TB : 126,30 ØH : 61,80 Hz : -19,86    -12,90 Hx/y : -9,00    3,00 ØV : Vz : T1 : 9,70		<b>R17</b>  3,16 TR15° <b>R26</b>  2,39 SR <b>R35</b>  4,75 SR		Type : DS Coating : Ø A : 114,43 Ø C : 120,35 H : 2,56 L : 208,50 F :		Montaj Yüksekliği 0,00 / + 0,50		
 41,28 x 94,50 x 22,00								

FORD		P271 119				Ø111,78		
 <b>Ø111,784</b> RC 6 Diesel Engine : <b>FORD CARGO 6.6 L</b> <b>16,7:1</b> TC FNH FASE II A PARTIR DE DEZ. 86 (BIELA TRAPEZOIDAL)	<b>P271 119 000</b>	STD	STD	<b>R271 119 000</b>	<b>S271 119 000</b>	 <b>L271 139 000</b> STD <b>K271 119 000</b>		
	<b>P271 119 050</b>	STD	+0,50	<b>R271 119 050</b>	<b>S271 119 050</b>			
	<b>P271 119 0</b>	STD	+0,762	<b>R271 119 0</b>	<b>S271 119 0</b>			
	<b>P271 119 0</b>	STD	+1,016	<b>R271 119 0</b>	<b>S271 119 0</b>			
ST : 67,81 TB : 111,81 ØH : 62,00 Hz : -18,20    -11,00 Hx/y : -8,75    2,75 ØV : Vz : T1 : 10,00		<b>R16</b>  3,16 TR15° <b>R08</b>  2,39 SR <b>R35</b>  4,74 SR		Type : DS Coating : Ø A : 114,45 Ø C : 110,50 H : 0 L : 200,00 F :		Montaj Yüksekliği		
 41,28 x 94,50 x 22,00								



FORD		P271 120				Ø112,01		
     	 <b>Ø112,01</b> RC,OCP,T 6 Diesel Engine : <b>ECOTORQ NHDD</b> R 6, Diesel 7300 cc 240 / 300 Ps Yeni Cargo 1824 / 2524 / 2530 / 3230 / 4030 2003-...	<b>P271 120 000</b> STD STD <b>P271 120 200</b> -0,20 STD <b>P271 120 400</b> -0,40 STD	<b>R271 120 000</b> <b>R271 120 000</b> <b>R271 120 000</b>	<b>S271 120 000</b> <b>S271 120 200</b> <b>S271 120 400</b>	<b>L271 140 000</b> <b>L271 140 001</b>	STD Ø A : ,25	<b>K271 120 000</b> <b>K271 120 001</b>	
	ST : 79,35 TB : 120,35 ØH : 60,71 Hz : -18,76 -6,90 Hx/y : 0,00 0,00 ØV : Vz : T1 : 18,65	<b>R11</b>  3,00 ETR7° <b>R06</b>  2,50 SR <b>R35</b>  3,00 SR.R	Type : DC Coating : Ø A : 115,03 Ø C : 125,80 H : 5,00 L : 235,00 F :	<b>Montaj Yüksekliği</b> + 0,21 / + 0,31				
 46,00 x 92,00 x 21,50								
FORD		P271 121				Ø115,01		
     	 <b>Ø115,01</b> RC,OCP,YP,T 6 Diesel Engine : <b>H 476 NHDD</b> <b>ECOTORQ TCI</b> R 6, Diesel 8974 cc 350 Ps Common Rail 1835 Çekici, 2535 R Cargo, 3235 C Cargo, 3235 S Cargo	<b>P271 121 000</b> STD STD <b>P271 121 050</b> STD +0,50 <b>P271 121 200</b> -0,20 STD <b>P271 121 250</b> -0,20 +0,50	<b>R271 121 000</b> <b>R271 121 050</b> <b>R271 121 000</b> <b>R271 121 050</b>	<b>S271 121 000</b> <b>S271 121 050</b> <b>S271 121 200</b> <b>S271 121 250</b>	<b>L271 142 000</b>	STD	<b>K271 121 000</b>	
	ST : 71,00 TB : 116,50 ØH : 71,49 Hz : -18,90 -6,50 Hx/y : 0,00 0,00 ØV : Vz : T1 : 10,60	<b>R11</b>  3,00 ETR7° <b>R06</b>  2,50 SR <b>R35</b>  3,00 SR.R	Type : DS Coating : Ø A : 118,00 Ø C : 121,00 H : 5,00 L : 245,00 F :	<b>Montaj Yüksekliği</b> + 0,21 / + 0,31				
 48,00 x 91,50 x 21,00								





FORD		P271 122				Ø115,01		
 <p><b>Ø115,01</b></p>	<b>P271 122 000</b>	STD	STD	<b>R271 122 000</b>	<b>S271 122 000</b>			
	<b>P271 122 050</b>	STD	+0,50	<b>R271 122 050</b>	<b>S271 122 050</b>			
	<b>P271 122 200</b>	-0,20	STD	<b>R271 122 000</b>	<b>S271 122 200</b>			
	<b>P271 122 250</b>	-0,20	+0,50	<b>R271 122 050</b>	<b>S271 122 250</b>			
	<b>ST :</b> 71,00 <b>TB :</b> 116,50 <b>ØH :</b> 71,49 <b>H<sub>z</sub> :</b> -18,90    -6,50 <b>H<sub>x/y</sub> :</b> 0,00    0,00 <b>ØV :</b> <b>V<sub>z</sub> :</b> <b>T1 :</b> 10,60			<b>R11</b>  3,00 ETR6° <b>R06</b>  2,50 SR <b>R35</b>  4,00 SR.R				
	 <p>48,00 x 91,50 x 21,00</p>							Montaj Yüksekliği

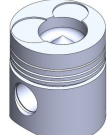




FORD		P271 301				Ø130,00		
<p><b>Ø130</b></p>	<b>P271 301 000</b>	STD	STD	<b>R271 301 000</b>	<b>S271 301 000</b>			
	<b>ST :</b> 65,00 <b>TB :</b> 102,00 <b>ØH :</b> 77,55 <b>H<sub>z</sub> :</b> -19,05    -5,50 <b>H<sub>x/y</sub> :</b> 0,00    0,00 <b>ØV :</b> <b>V<sub>z</sub> :</b> -1,70    -1,70 <b>T1 :</b> 8,90			<b>R17</b>  3,00 TR15° <b>R08</b>  2,50 SR <b>R35</b>  3,50 SR.R				Montaj Yüksekliği



**GAZ** **P289 801** **Ø85,00**








 <p><b>Ø85</b> RC,OCP,S</p> <p>Diesel Engine:</p>	<b>P289 801 000</b>	STD	STD	<b>R289 801 000</b>	<b>S289 801 000</b>			
	<b>ST :</b> 52,82 <b>TB :</b> 83,00 <b>ØH :</b> 34,50 <b>H<sub>z</sub> :</b> -21,00    -9,00 <b>H<sub>x/y</sub> :</b> 2,25    -1,00 <b>ØV :</b> 34,50    37,50 <b>V<sub>z</sub> :</b> -2,00    -2,00 <b>T1 :</b> 14,50			3,00 TR6° 2,00 SR 3,50 SR.R				
	 <p>30,00 x 70,00 x 13,00</p>							Montaj Yüksekliği

**GOLDONI** **P306 802** **Ø86,00**








 <p><b>Ø86</b></p> <p>Diesel Engine : Motor DVA 1300 Goldoni Universal Slanza 30PS</p>	<b>P306 802 000</b>	STD	STD	<b>R306 802 000</b>	<b>S306 802 000</b>			
	<b>P306 802 50</b>		+0,50	<b>R306 802 050</b>	<b>S306 802 50</b>			
	<b>P306 802 01</b>		+1,00	<b>R306 802 001</b>	<b>S306 802 01</b>			
<b>ST :</b> 54,00 <b>TB :</b> 88,50 <b>ØH :</b> 46,20 <b>H<sub>z</sub> :</b> -14,00    -10,15 <b>H<sub>x/y</sub> :</b> 4,00    1,50 <b>ØV :</b> 37,75    32,75 <b>V<sub>z</sub> :</b> -2,90    -2,90 <b>T1 :</b> 15,50			<b>R01</b>  2,50 SR <b>R01</b>  2,50 SR <b>R32</b>  5,00 SR				Montaj Yüksekliği	
 <p>26,00 x 71,60 x 17,50</p>								

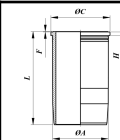
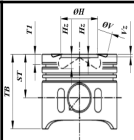


**GULDNER P316 801 Ø80,00**

 <p><b>Ø80</b></p> <p>Diesel Engine :</p>	<p><b>P316 801 000</b> STD STD</p> <p><b>P316 801 50</b> +0,50</p> <p><b>P316 801 01</b> +1,00</p> <p><b>P316 801 02</b> +1,50</p>	<p><b>R316 801 000</b></p> <p><b>R316 801 050</b></p> <p><b>R316 801 001</b></p> <p><b>R316 801 002</b></p>	<p><b>S316 801 000</b></p> <p><b>S316 801 50</b></p> <p><b>S316 801 01</b></p> <p><b>S316 801 02</b></p>				
	<p>ST : 60,00</p> <p>TB : 105,00</p> <p>ØH : 14,00</p> <p>Hz : -33,70</p> <p>Hx/y : 8,50 0,00</p> <p>ØV :</p> <p>Vz :</p> <p>T1 : 13,90</p>	<p><b>R01</b>  3,00 SR</p> <p><b>R01</b>  3,00 SR</p> <p><b>R06</b>  3,00 SR</p> <p><b>R35</b>  5,00 SR</p> <p><b>R34</b>  5,00 SR</p>					
	 <p>26,00 x 68,00 x 13,00</p>						Montaj Yüksekliği

**GULDNER P316 802 Ø85,00**

 <p><b>Ø85</b></p> <p>Diesel Engine :</p>	<p><b>P316 802 000</b> STD STD</p> <p><b>P316 802 50</b> +0,50</p>	<p><b>R316 802 000</b></p> <p><b>R316 802 050</b></p>	<p><b>S316 802 000</b></p> <p><b>S316 802 50</b></p>				
	<p>ST : 65,00</p> <p>TB : 120,00</p> <p>ØH :</p> <p>Hz :</p> <p>Hx/y :</p> <p>ØV :</p> <p>Vz :</p> <p>T1 : 13,50</p>	<p><b>R01</b>  3,00 SR</p> <p><b>R01</b>  3,00 SR</p> <p><b>R06</b>  3,00 SR</p> <p><b>R31</b>  5,00 SR</p> <p><b>R31</b>  5,00 SR</p>					
	 <p>28,00 x 72,00 x 17,00</p>						Montaj Yüksekliği



GULDNER

P316 803




Ø85,00




Ø85

<b>P316 803 000</b>	STD	STD	<b>R316 803 000</b>	<b>S316 803 000</b>
<b>P316 803 50</b>		+0,50	<b>R316 803 050</b>	<b>S316 803 50</b>
<b>P316 803 01</b>		+1,00	<b>R316 803 001</b>	<b>S316 803 01</b>
<b>P316 803 02</b>		+1,50	<b>R316 803 002</b>	<b>S316 803 02</b>

ST : 65,00  
 TB : 120,00  
 ØH : 16,75  
 Hz : -33,00  
 Hx/y : 9,25 0,00  
 ØV :  
 Vz :  
 T1 : 15,00

**R01**  3,00 SR  
**R01**  3,00 SR  
**R21**  3,00 SR  
**R31**  5,00 SR  
**R31**  5,00 SR

Montaj Yüksekliği



28,00 x 72,00 x 17,00

GULDNER

P316 901

Ø95,00



Ø95


Diesel Engine :

<b>P316 901 000</b>	STD	STD	<b>R316 901 000</b>	<b>S316 901 000</b>
<b>P316 901 50</b>		+0,50	<b>R316 901 050</b>	<b>S316 901 50</b>
<b>P316 901 01</b>		+1,00	<b>R316 901 001</b>	<b>S316 901 01</b>
<b>P316 901 02</b>		+1,50	<b>R316 901 002</b>	<b>S316 901 02</b>

ST : 70,50  
 TB : 135,00  
 ØH :  
 Hz :  
 Hx/y :  
 ØV :  
 Vz :  
 T1 : 21,00



**R01**  3,00 SR  
**R01**  3,00 SR  
**R06**  3,00 SR  
**R31**  5,00 SR  
**R31**  5,00 SR



Montaj Yüksekliği



32,00 x 82,00 x 18,00








HANOMAG				P323 201				Ø120,00			
 <p><b>Ø120</b></p> <p>4</p> <p>Diesel Engine : <b>D 942</b>, 6333 ccm, D 962 B/K, 9500 ccm, B 14, B 14 C, MF 44 C, MF 55 C, 1972...</p>	<b>P323 201 000</b>	STD	STD	<b>R323 201 000</b>	<b>S323 201 000</b>	<b>L323 201 000</b>	STD	<b>K323 201 000</b>		Type : W Coating : Ø A : 144 Ø C : 151,9 H : 12,1 L : 278 F : 1,15	Montaj Yüksekliği

HANOMAG				P323 202				Ø128,00			
 <p><b>Ø128</b></p> <p>RC</p> <p>4</p> <p>Diesel Engine : <b>D 943</b>, R 4, 7200 cm<sup>3</sup>, 73,5 - 88 kW (100 - 120 PS), 17,2:1 B 11 C 1972... / B 44 C 1972... / C 44 1980...1992 <b>D 963</b>, .K R 4 / D 963, B R 4, 10810 cm<sup>3</sup>, 111 - 132,5 kW (151 - 180 PS), 17,2:1 B 18 1972... / K 18 1972... / 55 D 1972... / 55 D 1972...</p>	<b>P323 202 000</b>	STD	STD	<b>R323 202 000</b>	<b>S323 202 000</b>	<b>L323 203 000</b>	STD	<b>K323 202 000</b>		Type : W Coating : Ø A : 144 Ø C : 151,8 H : 12,1 L : 278 F : 1,15	Montaj Yüksekliği










**HATZ P327 701 Ø75,00**




 <p><b>Ø75</b></p> <p>SP 1</p> <p>Diesel Engine : <b>S 75 / S 71 / E 75 , / E 71</b> , Engine , 3-4,4 kW (4-6 PS),23:1 air-cooled, Stationary 1958...</p>	<p><b>P327 701 000</b> STD STD <b>R327 701 000</b> <b>S327 701 000</b></p> <p><b>P327 701 050</b> STD +0,50 <b>R327 701 050</b> <b>S327 701 050</b></p> <p><b>P327 701 001</b> STD +1,00 <b>R327 701 001</b> <b>S327 701 001</b></p> <p><b>P327 701 002</b> STD +1,50 <b>R327 701 002</b> <b>S327 701 002</b></p>							
	<p>ST : 48,50</p> <p>TB : 87,50</p> <p>ØH :</p> <p>Hz :</p> <p>Hx/y :</p> <p>ØV : 33,00 33,00</p> <p>Vz : -1,55 -1,20</p> <p>T1 : 13,05</p>	<p><b>R02</b>  1,75 SR</p> <p><b>R06</b>  1,75 SR</p> <p><b>R36</b>  4,00 SR</p>						
	 <p>25,00 x 64,00 x 14,00</p>							Montaj Yüksekliği






**HATZ P327 801 Ø80,00**

 <p><b>Ø80</b></p> <p>SP,S 1</p> <p>Diesel Engine : <b>E 80 G/FG/FL</b>, 502 ccm, 1953...</p>	<p><b>P327 801 000</b> STD STD <b>R327 801 000</b> <b>S327 801 000</b></p> <p><b>P327 801 050</b> STD +0,50 <b>R327 801 050</b> <b>S327 801 050</b></p> <p><b>P327 801 001</b> STD +1,00 <b>R327 801 001</b> <b>S327 801 001</b></p> <p><b>P327 801 002</b> STD +1,50 <b>R327 801 002</b> <b>S327 801 002</b></p>				<p><b>L327 801 000</b> STD <b>K327 801 000</b></p>			
	<p>ST : 56,00</p> <p>TB : 92,00</p> <p>ØH :</p> <p>Hz :</p> <p>Hx/y :</p> <p>ØV :</p> <p>Vz :</p> <p>T1 : 14,05</p>	<p><b>R01</b>  2,50 SR</p> <p><b>R06</b>  2,50 SR</p> <p><b>R33</b>  4,00 SR.R</p>			<p>Type : AC</p> <p>Coating :</p> <p>Ø A : 92,00</p> <p>Ø C : 95,00</p> <p>H : 160,00</p> <p>L : 190,00</p> <p>F :</p>			Montaj Yüksekliği + 0,80 / + 0,90
	 <p>30,00 x 66,00 x 16,00</p>							















HATZ		P327 802				Ø82,00		
 <p><b>Ø82</b></p> <p>1</p> <p>Diesel Engine:  <b>E780</b>                      528 cm<sup>3</sup> 01/1960... 12/1988  <b>ES780</b>                      528 cm<sup>3</sup> 07/1965... 12/1979</p>	<b>P327 802 000</b> <b>P327 802 050</b> <b>P327 802 001</b>	STD STD STD	STD +0,50 +1,00	<b>R327 802 000</b> <b>R327 802 050</b> <b>R327 802 001</b>	<b>S327 802 000</b> <b>S327 802 050</b> <b>S327 802 001</b>			
	ST : 56,00 TB : 92,00 ØH : 33,00 Hz : -6,00    -1,30 Hx/y : 19,50    3,00 ØV : Vz : T1 : 13,00	<b>R01</b>  2,50 SR <b>R06</b>  2,50 SR <b>R33</b>  5,00 SR						
	 <p>28,00 x 68,00 x 16,00</p>							

HATZ		P327 803				Ø85,00		
 <p><b>Ø85</b></p> <p>1</p> <p>Diesel Engine :  <b>E 85, .G Engine / E 85, .FL Engine / E 85, .FG Engine ,</b>                      567 cm<sup>3</sup>, 6,6 - 7,4 kW (9 - 10 PS), air-cooled, 1954...1984</p>	<b>P327 803 000</b> <b>P327 803 050</b> <b>P327 803 001</b> <b>P327 803 002</b>	STD STD STD STD	STD +0,50 +1,00 +1,50	<b>R327 803 000</b> <b>R327 803 050</b> <b>R327 803 001</b> <b>R327 803 002</b>	<b>S327 803 000</b> <b>S327 803 050</b> <b>S327 803 001</b> <b>S327 803 002</b>	<b>L327 802 000</b>	STD	<b>K327 803 000</b>
	ST : 56,00 TB : 102,00 ØH : 26,20 Hz : -7,00 Hx/y : -20,20    0,00 ØV : Vz : T1 : 15,10	<b>R02</b>  3,00 SR <b>R06</b>  3,00 SR <b>R33</b>  5,00 SR.R					Type : AC Coating : Ø A : 92 Ø C : 102 H : 160 L : 190 F :	
	 <p>30,00 x 72,00 x 19,00</p>							













HATZ		P327 804				Ø85,00		
 <p><b>Ø85</b></p> <p>1</p> <p>Diesel Engine :  <b>E 85, .G Engine / E 85, .FL Engine / E 85, .FG Engine</b>,                      567 cm³, 6,6 - 7,4 kW (9 - 10 PS),                      air-cooled,                      1954...1984</p>	<b>P327 804 000</b> <b>P327 804 050</b> <b>P327 804 001</b> <b>P327 804 002</b>	STD STD STD STD	STD +0,50 +1,00 +1,50	<b>R327 804 000</b> <b>R327 804 050</b> <b>R327 804 001</b> <b>R327 804 002</b>	<b>S327 804 000</b> <b>S327 804 050</b> <b>S327 804 001</b> <b>S327 804 002</b>	<b>L327 803 000</b>	STD	<b>K327 804 000</b>
	ST : 56,00 TB : 102,00 ØH : 26,00 Hz : -7,00 Hx/y : ØV : Vz : T1 :	<b>R01</b>  2,00 <b>R06</b>  2,00 <b>R33</b>  4,00	Type : AC Coating : Ø A : 92 Ø C : 102 H : 160 L : 190 F :	Montaj Yüksekliği				
 <p>30,00 x 72,00 x 19,00</p>								

HATZ		P327 901				Ø90,00		
 <p><b>Ø90</b></p> <p>SP</p> <p>1</p> <p>Diesel Engine :  <b>E 89, .G Engine / E 89, .FL Engine / E 89, .FG Engine / E 88, .G Engine / E 88, .FL Engine / E 88, .FG Engine</b>,                      668 cm³,                      7,3 - 8,8 kW (10 - 12 PS), air-cooled,</p>	<b>P327 901 000</b> <b>P327 901 050</b> <b>P327 901 001</b> <b>P327 901 002</b> <b>P327 901 003</b>	STD STD STD STD STD	STD +0,50 +1,00 +1,50 +2,00	<b>R327 901 000</b> <b>R327 901 050</b> <b>R327 901 001</b> <b>R327 901 002</b> <b>R327 901 003</b>	<b>S327 901 000</b> <b>S327 901 050</b> <b>S327 901 001</b> <b>S327 901 002</b> <b>S327 901 003</b>	<b>L327 904 000</b>	STD	<b>K327 901 000</b>
	ST : 53,50 TB : 103,50 ØH : 28,00 Hz : -8,80 Hx/y : 21,00    0,00 ØV : Vz : T1 : 12,40	<b>R01</b>  2,00 SR <b>R06</b>  2,00 SR <b>R33</b>  4,00 SR	Type : AC Coating : Ø A : 100 Ø C : 112 H : 160 L : 194 F :	Montaj Yüksekliği				
 <p>30,00 x 78,00 x 18,00</p>								





HATZ		P327 904				Ø90,00		
 <b>Ø90</b>	<b>P327 904 000</b> <b>P327 904 050</b> <b>P327 904 001</b>	STD STD STD	STD +0,50 +1,00	<b>R327 904 000</b> <b>R327 904 050</b> <b>R327 904 001</b>	<b>S327 904 000</b> <b>S327 904 050</b> <b>S327 904 001</b>			
	ST : 53,50 TB : 103,50 ØH : 28,00 Hz : -8,80 Hx/y : 21,00    0,00 ØV : Vz : T1 : 12,40	<b>R02</b>  3,00 SR <b>R02</b>  3,00 SR <b>R35</b>  5,00 SR						
	 30,00 x 78,00 x 18,00							

HATZ		P327 905				Ø90,00		
 <b>Ø90</b>  Diesel Engine: <b>Z789 / Z790</b> R2, 1272cc 22 KW - 30 PS - 19:1	<b>P327 905 000</b> <b>P327 905 050</b> <b>P327 905 001</b>	STD STD STD	STD +0,50 +1,00	<b>R327 905 000</b> <b>R327 905 050</b> <b>R327 905 001</b>	<b>S327 905 000</b> <b>S327 905 050</b> <b>S327 905 001</b>			
	ST : 65,00 TB : 97,00 ØH : 44,50 Hz : -17,00    -9,60 Hx/y : -7,00    -2,20 ØV : 48,50    44,00 Vz : -0,50    -0,50 T1 : 13,50	<b>R02</b>  2,00 SR <b>R26</b>  2,00 SR <b>R33</b>  4,00 SR						
	 28,00 x 77,00 x 16,00							



**HATZ** **P327 001** **Ø108,00**







<p><b>Ø108</b></p> <p>SP,S 1/2/3/4</p> <p>Diesel Engine : <b>E 108</b>,1007 ccm, <b>Z 108</b>, 2014 ccm, <b>D 108</b>,3021 ccm, V 108,4028 ccm, 1970-1984</p>	<b>P327 001 000</b> <b>P327 001 050</b> <b>P327 001 001</b>	STD STD STD	STD +0,50 +1,00	<b>R327 001 000</b> <b>R327 001 050</b> <b>R327 001 001</b>	<b>S327 001 000</b> <b>S327 001 050</b> <b>S327 001 001</b>	<b>L327 006 002</b> <b>L327 006 003</b>	STD  Ø A :	<b>K327 001 000</b> <b>K327 001 001</b>	
	ST : 71,00 TB : 109,00 ØH : 55,00 Hz : -20,50    -10,50 Hx/y : 6,00    -3,00 ØV : 50,80    56,50 Vz : -0,90    -0,90 T1 : 16,15		<b>R16</b> 3,00 SR <b>R01</b> 3,00 SR <b>R21</b> 3,00 SR <b>R35</b> 5,00 SR		Type : AC Coating : Ø A : 118 Ø C : 129,4 H : 166,40 L : 217,50 F :				Montaj Yüksekliği + 1,10 / + 1,30
	<p>35,00 x 85,00 x 20,00</p>								

**HINO** **P343 101** **Ø112,00**






<p><b>Ø112</b></p> <p>RC,BB,OCP</p> <p>Diesel Engine : S130A-E0100</p>	<b>P343 101 000</b>	STD	STD	<b>R343 101 000</b>	<b>S343 101 000</b>			
	ST : 57,00 TB : 100,00 ØH : 63,80 Hz : -19,00    -10,80 Hx/y : 0,00    0,00 ØV : Vz : T1 : 12,30		2,50 SR 2,00 SR 4,00 SR				Montaj Yüksekliği	
	<p>37,00 x 85,00 x 19,00</p>							

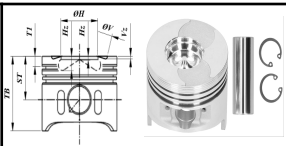


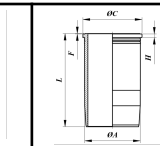


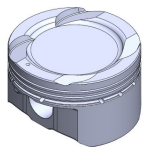




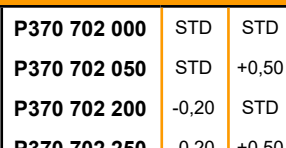
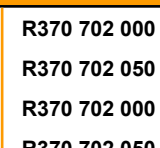


















**HINO P343 201 Ø120,00**

 <p><b>Ø120</b></p> <p>RC 6</p> <p>Diesel Engine: <b>EB 300</b> 13216-1110 A</p>	<b>P343 201 000</b>	STD	STD	<b>R343 201 000</b>	<b>S343 201 000</b>	<b>L343 201 004</b>	STD	<b>K343 201 000</b>
	<p>ST : 86,50</p> <p>TB : 155,50</p> <p>ØH :</p> <p>Hz : -7,50    -9,60</p> <p>Hx/y :</p> <p>ØV : 62,75    56,75</p> <p>Vz : -2,20    -2,20</p> <p>T1 : 26,30</p>		<p><b>R16</b>  3,50 TR15°</p> <p><b>R01</b>  3,00 SR</p> <p><b>R01</b>  3,00 SR</p> <p><b>R35</b>  6,00 SR</p>		<p>Type : W</p> <p>Coating :</p> <p>Ø A : 136,00</p> <p>Ø C : 143,00</p> <p>H : 11,10</p> <p>L : 287,00</p> <p>F : 0,70</p>		<p>Montaj Yüksekliği</p>	
	 <p>45,00 x 100,00 x 22,00</p>							

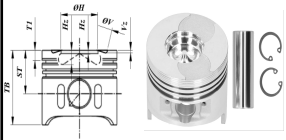











**HYUNDAI P370 601 Ø67,00**

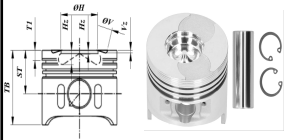


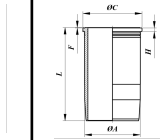


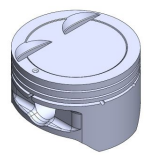




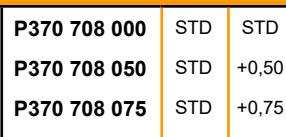
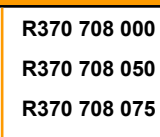
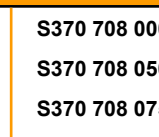
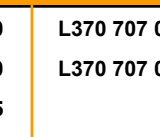
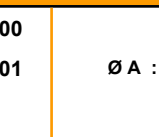
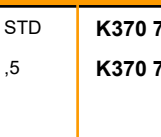
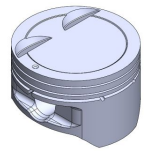




 <p><b>Ø67</b></p> <p>T 4</p> <p>Diesel Engine : I10 1.1 - Atos (MX) 1.1 <b>G4HG</b> 4-Cyl. 1086cc 49-51 kW 67-69 PS</p>	<b>P370 601 000</b>	STD	STD	<b>R370 601 000</b>	<b>S370 601 000</b>			
	<b>P370 601 025</b>	STD	+0,25	<b>R370 601 025</b>	<b>S370 601 025</b>			
	<b>P370 601 050</b>	STD	+0,50	<b>R370 601 050</b>	<b>S370 601 050</b>			
<p>ST : 24,50</p> <p>TB : 48,50</p> <p>ØH : 53,51</p> <p>Hz : -4,50</p> <p>Hx/y :</p> <p>ØV : 26,00</p> <p>Vz : -2,40</p> <p>T1 : 4,60</p>		<p><b>R01</b>  1,20 SR</p> <p><b>R26</b>  1,20 SR</p> <p><b>R37</b>  2,00 SR</p>				<p>Montaj Yüksekliği</p>		
 <p>17,00 x 46,00 x 10,00</p>								

HYUNDAI		P370 701				Ø71,00		
     	 <p><b>Ø71</b></p> <p>BSG,S</p> <p>4</p> <p>Diesel Engine: i10 1,2 16V, i20 1,2 16V</p> <p><b>G4LA</b></p> <p>4-Cyl. 1248cc - 57-kw 78-PS 10,5:1 2008-...</p>	<b>P370 701 000</b> STD STD <b>P370 701 025</b> STD +0,25 <b>P370 701 050</b> STD +0,50	<b>R370 701 000</b> <b>R370 701 025</b> <b>R370 701 050</b>	<b>S370 701 000</b> <b>S370 701 025</b> <b>S370 701 050</b>	<b>L370 702 000</b>	STD	<b>K370 701 000</b>	
	ST : 24,70 TB : 42,70 ØH : 58,00 Hz : -3,00 Hx/y : 0,00 0,00 ØV : 30,00 30,00 Vz : -2,82 -2,82 T1 : 5,00	<b>R01</b>  1,00 SR <b>R21</b>  1,20 SR <b>R38</b>  2,00 SR	Type : DS Coating : Ø A : 74,00 Ø C : H : L : 115,00 F :	Montaj Yüksekliği				
	 <p>18,00 x 49,00 x 11,00</p>							
HYUNDAI		P370 702				Ø75,00		
     	 <p><b>Ø75</b></p> <p>RC,OCP,YP,S</p> <p>4</p> <p>Diesel Engine : Accent Era 1.5 CRDI-VGT 16v</p> <p><b>D4FA C. Rail</b></p> <p>4-Cyl. 1493cc 81 kW 110 PS 17.8:1 2005-...</p>	<b>P370 702 000</b> STD STD <b>P370 702 050</b> STD +0,50 <b>P370 702 200</b> -0,20 STD <b>P370 702 250</b> -0,20 +0,50	<b>R370 702 000</b> <b>R370 702 050</b> <b>R370 702 000</b> <b>R370 702 050</b>	<b>S370 702 000</b> <b>S370 702 050</b> <b>S370 702 200</b> <b>S370 702 250</b>	<b>L370 703 000</b>	STD	<b>K370 702 000</b>	
	ST : 41,95 TB : 65,70 ØH : 43,40 Hz : -12,20 -3,05 Hx/y : 0,00 0,00 ØV : 22,50 22,50 Vz : -0,50 -0,50 T1 : 9,30	<b>R02</b>  1,75 SR <b>R09</b>  1,75 SR <b>R35</b>  3,00 SR.R	Type : DS Coating : Ø A : 78,50 Ø C : 79,50 H : 5,00 L : 143,00 F :	Montaj Yüksekliği 1 Çentik conta ile 0,20 / 0,33 2 Çentik conta ile 0,34 / 0,44 3 Çentik conta ile 0,45 / 0,55				
	 <p>28,00 x 62,00 x 16,00</p>							



HYUNDAI		P370 703				Ø75,00		
 <b>Ø75</b> RC,OCP,YP,S 4 Diesel Engine: ACCENT 1.4 CRDi, i20 1.4 CRDi, iX20 1.4 CRDi <b>D4FC</b> 4 Cyl. 1396 cc 90 KW 2011-...	<b>P370 703 000</b> <b>P370 703 050</b>	STD STD	STD +0,50	<b>R370 703 000</b> <b>R370 703 050</b>	<b>S370 703 000</b> <b>S370 703 050</b>			
	ST : 44,70 TB : 68,50 ØH : 44,80 Hz : -11,80    -2,50 Hx/y : 0,00    0,00 ØV : 22,00    22,00 Vz : -0,50    -0,50 T1 : 9,25	 <b>R02</b> 1,75 SR <b>R09</b> 1,75 SR <b>R35</b> 3,00 SR.R						
 28,00 x 62,00 x 16,00								
HYUNDAI		P370 704				Ø75,50		
 <b>Ø75,5</b> BSG,S 4 Benzin Engine : Accent 1,5 <b>G4EK</b> 4-Cyl. 1495 cc	<b>P370 704 000</b> <b>P370 704 025</b> <b>P370 704 050</b> <b>P370 704 075</b> <b>P370 704 001</b>	STD STD STD STD STD	STD +0,25 +0,50 +0,75 +1,00	<b>R370 704 000</b> <b>R370 704 025</b> <b>R370 704 050</b> <b>R370 704 075</b> <b>R370 704 001</b>	<b>S370 704 000</b> <b>S370 704 025</b> <b>S370 704 050</b> <b>S370 704 075</b> <b>S370 704 001</b>	<b>L370 704 000</b> <b>L370 704 001</b>	STD Ø A : ,5	<b>K370 704 000</b> <b>K370 704 001</b>
	ST : 31,37 TB : 54,40 ØH : 64,30 Hz : -0,70 Hx/y : 0,00    0,00 ØV : 33,20 Vz : -2,20 T1 : 7,00	 <b>R01</b> 1,50 SR <b>R26</b> 1,50 SR <b>R37</b> 3,00 SR					 Type : DS Coating : Ø A : 78,50 Ø C : 79,50 H : 5,00 L : 132,00 F :	
 18,00 x 47,50 x 11,00								






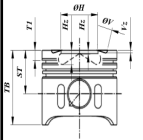



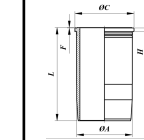










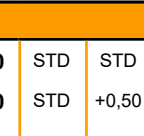

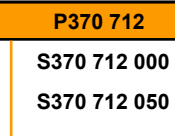





HYUNDAI		P370 705				Ø75,50		
 <p><b>Ø75,5</b></p> <p>BSG,T 4</p> <p>Benzin Engine : 1.4 DOCH, Accent Era 1.4 16v, GETZ 1.4 I</p> <p><b>G4EE,</b> 4-Cyl. 1399cc - 71 KW - 97 PS 10:1 2005-...</p>	<b>P370 705 000</b> <b>P370 705 050</b>	STD STD	STD +0,50	<b>R370 705 000</b> <b>R370 705 050</b>	<b>S370 705 000</b> <b>S370 705 050</b>	<b>L370 705 000</b>  	STD	<b>K370 705 000</b>
	ST : 28,75 TB : 47,90 ØH : 50,51 Hz : 2,20 Hx/y : 0,00 0,00 ØV : 30,00 30,00 Vz : -2,95 -2,95 T1 : 4,75	<b>R02</b>  1,20 SR <b>R26</b>  1,20 SR <b>R38</b>  2,00 SR.R	Type : DC Coating : Ø A : 78,50 Ø C : 80,50 H : 5,00 L : 132 F :	Montaj Yüksekliği				
 18,00 x 48,00 x 10,00								
HYUNDAI		P370 706				Ø75,50		
 <p><b>Ø75,5</b></p> <p>BSG,S</p> <p>Benzin Engine : Accent 1,5 Milenyum, Accent I, (X-3) 1,5i 12v, Accent Stufenheck (X-3) 1,5i 12v</p> <p><b>G4EC-G, G4EB</b> 4-Cyl. 1500cc, 65-88 kW, 88 PS From 02.2000-...</p>	<b>P370 706 000</b> <b>P370 706 050</b>	STD STD	STD +0,50	<b>R370 706 000</b> <b>R370 706 050</b>	<b>S370 706 000</b> <b>S370 706 050</b>	<b>L370 706 000</b> <b>L370 706 001</b>  	STD Ø A : ,5	<b>K370 706 000</b> <b>K370 706 001</b>
	ST : 30,50 TB : 54,60 ØH : 59,00 Hz : 1,10 Hx/y : ØV : 32,00 32,00 Vz : -3,70 3,70 T1 : 45,90	<b>R01</b>  1,20 SR <b>R06</b>  1,50 SR <b>R38</b>  3,00 SR	Type : DS Coating : Ø A : 78,50 Ø C : 79,50 H : 5 L : 132,00 F :	Montaj Yüksekliği				
 18,00 x 47,50 x 11,00								

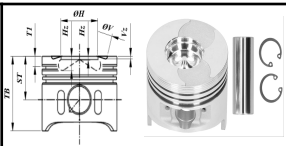


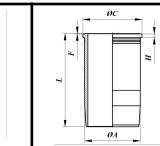








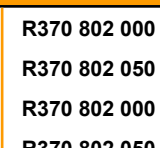

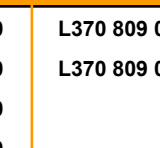







HYUNDAI		P370 707				Ø76,50		
     	 <b>Ø76,5</b> BSG,T 4 <b>Benzin Engine:</b> Accent 1,6i 16V, Getz 1.6 DOHC <b>G4ED</b> 4-Cyl. 1588cc - 16 Valve 77-kw 105-PS	<b>P370 707 000</b> STD STD <b>P370 707 025</b> STD +0,25 <b>P370 707 050</b> STD +0,50	<b>R370 707 000</b> <b>R370 707 025</b> <b>R370 707 050</b>	<b>S370 707 000</b> <b>S370 707 025</b> <b>S370 707 050</b>	<b>L370 707 000</b> <b>L370 707 001</b>	STD Ø A : ,5	<b>K370 707 000</b> <b>K370 707 001</b>	
	ST : 28,14 TB : 50,14 ØH : 60,40 Hz : -0,40 Hx/y : 0,00 0,00 ØV : 31,00 31,00 Vz : -3,00 -3,00 T1 : 4,50	<b>R02</b>  1,20 SR <b>R26</b>  1,20 SR <b>R38</b>  2,00 SR	Type : DS Coating : Ø A : 79,50 Ø C : 81,00 H : 5,00 L : 132,00 F :	Montaj Yüksekliği				
 18,00 x 47,50 x 11,00								
HYUNDAI		P370 708				Ø76,50		
     	 <b>Ø76,5</b> BSG,T 4 <b>Benzin Engine :</b> Accent 1,6i 16 v, Getz 1.6 DOHC <b>G4ED-G</b> 4-Cyl. 1588cc 16V 2004 - ...	<b>P370 708 000</b> STD STD <b>P370 708 050</b> STD +0,50 <b>P370 708 075</b> STD +0,75 <b>P370 708 001</b> STD +1,00	<b>R370 708 000</b> <b>R370 708 050</b> <b>R370 708 075</b> <b>R370 708 001</b>	<b>S370 708 000</b> <b>S370 708 050</b> <b>S370 708 075</b> <b>S370 708 001</b>	<b>L370 707 000</b> <b>L370 707 001</b>	STD Ø A : ,5	<b>K370 708 000</b> <b>K370 708 001</b>	
	ST : 28,40 TB : 50,40 ØH : 6200,00 Hz : -100,00 Hx/y : 0,00 0,00 ØV : 31,00 31,00 Vz : -3,00 -3,00 T1 : 4,90	<b>R02</b>  1,20 SR <b>R26</b>  1,20 SR <b>R38</b>  2,50 SR	Type : DS Coating : Ø A : 79,50 Ø C : 81,00 H : 5,00 L : 132,00 F :	Montaj Yüksekliği				
 18,00 x 54,00 x 12,00								



HYUNDAI		P370 709				Ø77,00		
 <p><b>Ø77</b></p> <p>EP,BSG,T</p> <p>4</p> <p><b>Benzin Engine : 1.6 16V</b> Accent, Elantra, i30, i20, iX 35</p> <p><b>G4FD</b></p> <p>4-Cyl. 1591cc 95,6 kW 140 PS 1.6 16V 2010-...</p> <p>KIA</p>	<p><b>P370 709 000</b></p> <p><b>P370 709 050</b></p>	<p>STD</p> <p>STD</p>	<p>STD</p> <p>+0,50</p>	<p><b>R370 709 000</b></p> <p><b>R370 709 050</b></p>	<p><b>S370 709 000</b></p> <p><b>S370 709 050</b></p>			
	<p><b>ST :</b> 26,90</p> <p><b>TB :</b> 47,90</p> <p><b>ØH :</b> 35,50</p> <p><b>Hz :</b> 2,90</p> <p><b>Hx/y :</b> 6,75    0,00</p> <p><b>ØV :</b> 30,00    30,00</p> <p><b>Vz :</b> -2,94    -2,94</p> <p><b>T1 :</b> 5,30</p>	<p><b>R02</b>  1,20 SR</p> <p><b>R23</b>  1,20 SR</p> <p><b>R34</b>  2,00 SR.R</p>						
 <p>18,00 x 53,00 x 10,00</p>								Montaj Yüksekliği





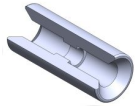
HYUNDAI		P370 710				Ø77,00		
 <p><b>Ø77</b></p> <p>RC,S</p> <p>4</p> <p><b>Benzin Engine : i30, Kona,</b> Tucson</p> <p><b>G4FJ</b></p> <p>4 Cyl. 1591 cc 130-kW-177 PS 2015 - 2019</p>	<p><b>P370 710 000</b></p> <p><b>P370 710 050</b></p>	<p>STD</p> <p>STD</p>	<p>STD</p> <p>+0,50</p>	<p><b>R370 710 000</b></p> <p><b>R370 710 050</b></p>	<p><b>S370 710 000</b></p> <p><b>S370 710 050</b></p>			
	<p><b>ST :</b> 28,00</p> <p><b>TB :</b> 45,00</p> <p><b>ØH :</b> 68,20</p> <p><b>Hz :</b> -0,90    -3,00</p> <p><b>Hx/y :</b></p> <p><b>ØV :</b> 30,00    30,00</p> <p><b>Vz :</b> -2,00    -2,00</p> <p><b>T1 :</b> 5,25</p>	<p><b>R02</b>  1,20 SR</p> <p><b>R28</b>  1,50 SR.R</p> <p><b>R35</b>  2,00 SR.R</p>						
 <p>20,00 x 52,00 x 12,00</p>								

HYUNDAI		P370 711				Ø77,20		
       	<b>P370 711 000</b> <b>P370 711 050</b>	STD STD	STD +0,50	<b>R370 711 000</b> <b>R370 711 050</b>	<b>S370 711 000</b> <b>S370 711 050</b>	<b>L370 708 000</b>	STD  	<b>K370 711 000</b>
	 <p><b>Ø77,2</b></p> <p>RC,OCP,YP,S 4 Diesel Engine : i30 1,6 CRDi <b>D4FB</b> 4-Cyl. 1582cc 84 kW 115 PS 17;3 2007 - ... KIA</p>	ST : 41,95 TB : 65,70 ØH : 44,00 Hz : -12,70 -2,80 Hx/y : 0,00 0,00 ØV : 22,00 22,00 Vz : -0,50 -0,50 T1 : 9,25	R02  1,75 SR R09  1,75 SR R35  3,00 SR.R	Type : DC Coating : Ø A : 80,20 Ø C : 81,70 H : 5,00 L : 140,00 F :	Montaj Yüksekliği 1 Çentik conta ile 0,04 / 0,10 2 Çentik conta ile 0,11 / 0,18 3 Çentik conta ile 0,19 / 0,25			
 <p>28,00 x 64,00 x 14,00</p>								
HYUNDAI		P370 712				Ø77,20		
   	<b>P370 712 000</b> <b>P370 712 050</b>	STD STD	STD +0,50	<b>R370 712 000</b> <b>R370 712 050</b>	<b>S370 712 000</b> <b>S370 712 050</b>			
	 <p><b>Ø77,2</b></p>	ST : 42,00 TB : 65,70 ØH : 47,15 Hz : -12,60 -3,15 Hx/y : 0,00 0,00 ØV : 22,00 22,00 Vz : -0,50 -0,50 T1 : 9,25	R02  1,75 SR R09  1,75 SR R35  3,00 SR.R	Montaj Yüksekliği				
 <p>28,00 x 64,00 x 14,00</p>								





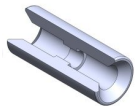
HYUNDAI		P370 801				Ø83,00			
     	 <b>Ø83</b> RC,BB,OC,P,T,YP 4 Diesel Engine : Santa Fe 2.0 CRDi 16V, Tucson 2.0 CRDi 16V <b>D4EA</b> 4-Cyl. 1991cc 92 kW 125 PS 2001-...	<b>P370 801 000</b> <b>P370 801 050</b>	STD STD +0,50	STD +0,50	<b>R370 801 000</b> <b>R370 801 050</b>	<b>S370 801 000</b> <b>S370 801 050</b>			
	ST : 46,30 TB : 72,30 ØH : 48,50 Hz : -13,70 -3,70 Hx/y : 0,00 0,00 ØV : Vz : T1 : 9,10	<b>R16</b>  2,00 TR6° <b>R08</b>  2,00 SR <b>R35</b>  3,00 SR							
 28,00 x 65,50 x 15,00									Montaj Yüksekliği
HYUNDAI		P370 802				Ø83,00			
    	 <b>Ø83</b> RC,BB,YP,T 3-4 Diesel Engine : Accent II 1.5 CRDi, Getz 1.5 CRDi, Matrix 1.5 CRDi, Elantra 2.0 CRDi, i30 2.0 CRDi, i30 CW 2.0 CRDi, Santa FE I 2.0 CRDi, Tucson 2.0 CRDi, <b>D3EA</b> 3-Cyl. 1493cc 60 kW 82 PS <b>D4EA</b> 4-Cyl. 1991cc 83-110 kW 113-150 PS 2002-... <b>KIA</b>	<b>P370 802 000</b> <b>P370 802 050</b> <b>P370 802 200</b> <b>P370 802 250</b>	STD STD +0,50 -0,20 -0,20	STD +0,50 STD +0,50	<b>R370 802 000</b> <b>R370 802 050</b> <b>R370 802 000</b> <b>R370 802 050</b>	<b>S370 802 000</b> <b>S370 802 050</b> <b>S370 802 200</b> <b>S370 802 250</b>	<b>L370 809 000</b> <b>L370 809 001</b>	STD Ø A : ,58	<b>K370 802 000</b> <b>K370 802 001</b>
	ST : 46,30 TB : 72,30 ØH : 46,95 Hz : -13,90 -4,40 Hx/y : 0,00 0,00 ØV : Vz : T1 : 9,10	<b>R16</b>  2,00 TR6° <b>R08</b>  2,00 SR <b>R35</b>  3,00 SR.R						 Type : DS Coating : Ø A : 87,00 Ø C : 88,25 H : 5,00 L : 155,00 F :	
 28,00 x 65,50 x 15,00									








HYUNDAI **P370 803** Ø84,00






 <p><b>Ø84</b></p> <p>RC,OCP,YP,T</p> <p>4</p> <p>Diesel Engine : ix35 2.0 CRDi, Santa FE 2.0</p> <p><b>D4HA</b></p> <p>4-Cyl. 1995 cc 100 kW 136 PS 16;50 2009 - ...</p> <p>KIA</p>	<p><b>P370 803 000</b></p> <p><b>P370 803 050</b></p>	<p>STD</p> <p>STD</p>	<p>STD</p> <p>+0,50</p>	<p><b>R370 803 000</b></p> <p><b>R370 803 050</b></p>	<p><b>S370 803 000</b></p> <p><b>S370 803 050</b></p>	<p><b>L370 810 000</b></p>	<p>STD</p>	<p><b>K370 803 000</b></p>
	<p>ST : 48,90</p> <p>TB : 75,90</p> <p>ØH : 45,40</p> <p>Hz : -15,70 -6,85</p> <p>Hx/y : 0,00 0,00</p> <p>ØV :</p> <p>Vz :</p> <p>T1 : 8,35</p>	<p><b>R16</b>  2,50 TR6°</p> <p><b>R10</b>  2,00 SR</p> <p><b>R35</b>  3,00 SR.R</p>	<p>Type : DS</p> <p>Coating :</p> <p>Ø A : 88,00</p> <p>Ø C : 92,00</p> <p>H : 4,00</p> <p>L : 172,00</p> <p>F :</p>	<p>Montaj Yüksekliği</p>				
 <p>34,00 x 66,00 x 16,00</p>								

HYUNDAI **P370 804** Ø85,40

 <p><b>Ø85,4</b></p> <p>RC,OCP,YP,S</p> <p>4</p> <p>Diesel Engine: Sorento II - III</p> <p><b>D4HB</b></p> <p>4 Cyl. 2199 cc. 147 kW - 200 PS 2009 - ...</p>	<p><b>P370 804 000</b></p> <p><b>P370 804 050</b></p>	<p>STD</p> <p>STD</p>	<p>STD</p> <p>+0,50</p>	<p><b>R370 804 000</b></p> <p><b>R370 804 050</b></p>	<p><b>S370 804 000</b></p> <p><b>S370 804 050</b></p>			
	<p>ST : 49,90</p> <p>TB : 76,90</p> <p>ØH : 47,40</p> <p>Hz : -16,10 -7,20</p> <p>Hx/y : 0,00 0,00</p> <p>ØV :</p> <p>Vz :</p> <p>T1 : 8,30</p>	<p><b>R16</b>  2,50 TR6°</p> <p><b>R10</b>  2,00 SR</p> <p><b>R35</b>  3,00 SR.R</p>		<p>Montaj Yüksekliği</p>				
 <p>34,00 x 66,00 x 16,00</p>								





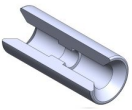







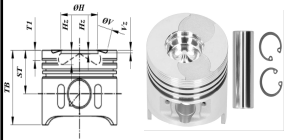


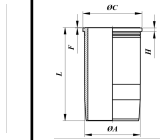







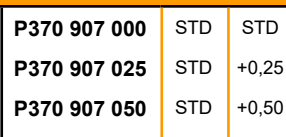


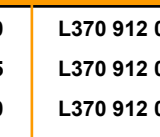
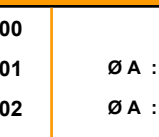
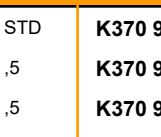





HYUNDAI		P370 805				Ø87,00		
 <p><b>Ø87</b></p> <p>RC,BB,OCP</p> <p>4</p> <p>Diesel Engine : Grandeur / Santa Fe 2,2 CRDi 2006</p> <p><b>D4EB</b></p> <p>KIA</p>	<p><b>P370 805 000</b></p> <p><b>P370 805 050</b></p>	<p>STD</p> <p>STD</p>	<p>STD</p> <p>+0,50</p>	<p><b>R370 805 000</b></p> <p><b>R370 805 050</b></p>	<p><b>S370 805 000</b></p> <p><b>S370 805 050</b></p>			
	<p>ST : 46,00</p> <p>TB : 72,00</p> <p>ØH : 44,30</p> <p>H<sub>z</sub> : -17,40    -5,50</p> <p>H<sub>x/y</sub> : -0,75    0,00</p> <p>ØV :</p> <p>V<sub>z</sub> :</p> <p>T1 : 8,40</p>	<p><b>R16</b>  2,50 TR6°</p> <p><b>R09</b>  2,00 SR.R</p> <p><b>R35</b>  3,00 SR.R</p>						
 <p>28,00 x 72,00 x 17,00</p>								Montaj Yüksekliği

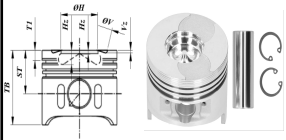


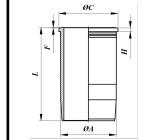












HYUNDAI		P370 901				Ø91,00		
 <p><b>Ø91</b></p> <p>RC,OCP,YP,T</p> <p>4</p> <p>Diesel Engine : H-1 2.5 CRDi, H-1/Starex 2.5 CRDi, H-1/Starex 2.5 CRDi 4WD, H-1 Travel 2.5 CRDi, H100 2.5 CRDi, H350 2.5 CRDi, Porter 2.5 CRDi</p> <p><b>D4CB Euro4 CRDi</b></p> <p>4 Cyl. 2497 cc 103 Kw (110 -170PS) 2002-...</p> <p>KIA</p>	<p><b>P370 901 000</b></p> <p><b>P370 901 050</b></p> <p><b>P370 901 200</b></p> <p><b>P370 901 250</b></p>	<p>STD</p> <p>STD</p> <p>-0,20</p> <p>-0,20</p>	<p>STD</p> <p>+0,50</p> <p>STD</p> <p>+0,50</p>	<p><b>R370 901 000</b></p> <p><b>R370 901 050</b></p> <p><b>R370 901 000</b></p> <p><b>R370 901 050</b></p>	<p><b>S370 901 000</b></p> <p><b>S370 901 050</b></p> <p><b>S370 901 200</b></p> <p><b>S370 901 250</b></p>	<p><b>L370 911 000</b></p> <p><b>L370 911 001</b></p> <p><b>L370 911 002</b></p> <p><b>L370 911 002</b></p>	<p>STD</p> <p>Ø A : ,5</p> <p>Ø C :</p> <p>Ø C :</p>	<p><b>K370 901 000</b></p> <p><b>K370 901 001</b></p> <p><b>K370 901 002</b></p> <p><b>K370 901 003</b></p>
	<p>ST : 54,25</p> <p>TB : 83,75</p> <p>ØH : 52,00</p> <p>H<sub>z</sub> : -15,00    -3,80</p> <p>H<sub>x/y</sub> : 0,00    0,00</p> <p>ØV : 30,00    30,00</p> <p>V<sub>z</sub> : -0,30    -0,30</p> <p>T1 : 9,50</p>	<p><b>R11</b>  2,50 ETR7°</p> <p><b>R04</b>  2,00 SR</p> <p><b>R35</b>  3,00 SR.R</p>					<p><b>Type</b> : DS</p> <p><b>Coating</b> :</p> <p>Ø A : 94,20</p> <p>Ø C :</p> <p>H :</p> <p>L : 170,00</p> <p>F :</p>	
 <p>33,00 x 75,00 x 15,50</p>								<p>0,92 / 0,98 mm conta + 0,056 / + 0,117</p> <p>0,98 / 1,03 mm conta + 0,117 / + 0,178</p> <p>1,03 / 1,08 mm conta + 0,178 / + 0,240</p>


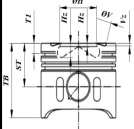



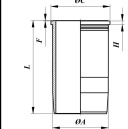








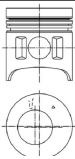







HYUNDAI		P370 904				Ø91,00		
 <p><b>Ø91</b></p>	<b>P370 904 000</b> <b>P370 904 050</b>	STD STD	STD +0,50	<b>R370 904 000</b> <b>R370 904 050</b>	<b>S370 904 000</b> <b>S370 904 050</b>			
	ST : 54,25 TB : 83,75 ØH : 55,85 Hz : -15,35    -3,10 Hx/y : 0,00    0,00 ØV : 30,00    30,00 Vz : -0,50    -0,50 T1 : 9,65	<b>R11</b>  2,50 ETR7 <b>R07</b>  2,00 SR <b>R35</b>  3,00 SR.R						
 <p>33,00 x 70,00 x 14,50</p>								
HYUNDAI		P370 905				Ø91,10		
 <p><b>Ø91,1</b></p> <p>RC,T 4</p> <p>Diesel Engine : 4 Cyl. 2600 cc H 100 Kamyonet Tek ve Çift Kabin 1996-...</p>	<b>P370 905 000</b> <b>P370 905 025</b> <b>P370 905 050</b> <b>P370 905 200</b> <b>P370 905 250</b>	STD STD STD -0,20 -0,20	STD +0,25 +0,50 STD +0,50	<b>R370 905 000</b> <b>R370 905 025</b> <b>R370 905 050</b> <b>R370 905 000</b> <b>R370 905 050</b>	<b>S370 905 000</b> <b>S370 905 025</b> <b>S370 905 050</b> <b>S370 905 200</b> <b>S370 905 250</b>	<b>L370 912 000</b> <b>L370 912 001</b> <b>L370 912 002</b> <b>L370 912 003</b> <b>L370 913 004</b>	STD Ø A : ,5 Ø A : ,5 Ø A : ,5 Ø A : 1	<b>K370 905 000</b> <b>K370 905 001</b> <b>K370 905 002</b> <b>K370 905 003</b> <b>K370 905 004</b>
	ST : 46,20 TB : 76,20 ØH : Hz : -3,15    -0,30 Hx/y : ØV : 46,00    40,00 Vz : -1,85    -2,20 T1 : 13,55	<b>R01</b>  2,00 SR <b>R06</b>  2,00 SR <b>R35</b>  3,00 SR					Type : DS Coating : Ø A : 94,130 Ø C : H : L : 164,50 F :	
 <p>29,00 x 75,00 x 17,00</p>								



HYUNDAI		P370 906						Ø91,10	
     	 <p><b>Ø91,1</b></p> <p>SP,T 4</p> <p>Diesel Engine : Galloper II 2.6 TD All-wheel Drive, H-1 Bus 2.6 TDiC, H100 Pickup 2.6 TD, Starex 2.6 TD D4BB / D4 H100 Yeni Tip 4 Cyl. 2477cc H 100 2.5 TD 1994-... H1 2.5 TDI 21;1 57 - 59 Kw 78-80 Ps 1997-....</p>	<b>P370 906 000</b> STD STD <b>P370 906 025</b> STD +0,25 <b>P370 906 050</b> STD +0,50 <b>P370 906 200</b> -0,20 STD <b>P370 906 250</b> -0,20 +0,50	<b>R370 906 000</b> <b>R370 906 025</b> <b>R370 906 050</b> <b>R370 906 000</b> <b>R370 906 050</b>	<b>S370 906 000</b> <b>S370 906 025</b> <b>S370 906 050</b> <b>S370 906 200</b> <b>S370 906 250</b>	<b>L370 912 000</b> <b>L370 912 001</b> <b>L370 912 002</b> <b>L370 912 003</b> <b>L370 913 004</b>	STD Ø A : ,5 Ø A : ,5 Ø A : ,5 Ø A : 1	<b>K370 906 000</b> <b>K370 906 001</b> <b>K370 906 002</b> <b>K370 906 003</b> <b>K370 906 004</b>		
	<p>ST : 48,70 TB : 88,70 ØH : Hz : -3,20 -0,50 Hx/y : ØV : 45,30 39,40 Vz : -1,90 -2,50 T1 : 16,50</p>  <p>29,00 x 75,00 x 17,00</p>	<p><b>R01</b>  2,00 SR  <b>R06</b>  2,00 SR  <b>R35</b>  3,00 SR</p>	<p>Type : DS Coating : Ø A : 94,130 Ø C : H : L : 164,50 F :</p>	<p>Montaj Yüksekliği 1,45 mm conta +0,562 / +0,620 1,50 mm conta +0,620 / +0,680 1,55 mm conta +0,680 / +0,774</p>					
HYUNDAI		P370 907						Ø91,10	
     	 <p><b>Ø91,1</b></p> <p>SP,T 4</p> <p>Diesel Engine : Galloper II 2.6 TD All-wheel Drive, H-1 Bus 2.6 TDiC, H100 Pickup 2.6 TD, Starex 2.6 TD D4BB <b>Same as 265 K00200 (Only Top Ring Diffirent)</b></p>	<b>P370 907 000</b> STD STD <b>P370 907 025</b> STD +0,25 <b>P370 907 050</b> STD +0,50 <b>P370 907 200</b> -0,20 STD <b>P370 907 250</b> -0,20 +0,50	<b>R370 907 000</b> <b>R370 907 025</b> <b>R370 907 050</b> <b>R370 907 000</b> <b>R370 907 050</b>	<b>S370 907 000</b> <b>S370 907 025</b> <b>S370 907 050</b> <b>S370 907 200</b> <b>S370 907 250</b>	<b>L370 912 000</b> <b>L370 912 001</b> <b>L370 912 002</b> <b>L370 912 003</b> <b>L370 913 004</b>	STD Ø A : ,5 Ø A : ,5 Ø A : ,5 Ø A : 1	<b>K370 907 000</b> <b>K370 907 001</b> <b>K370 907 002</b> <b>K370 907 003</b> <b>K370 907 004</b>		
	<p>ST : 48,70 TB : 88,70 ØH : Hz : -3,20 -0,50 Hx/y : ØV : 45,30 39,40 Vz : -1,90 -2,50 T1 : 16,50</p>  <p>29,00 x 75,00 x 17,00</p>	<p><b>R16</b>  3,00 TRX  <b>R06</b>  2,00 SR  <b>R35</b>  3,00 SR</p>	<p>Type : DS Coating : Ø A : 94,130 Ø C : H : L : 164,50 F :</p>	<p>Montaj Yüksekliği 1,45 mm conta +0,562 / +0,620 1,50 mm conta +0,620 / +0,680 1,55 mm conta +0,680 / +0,774</p>					

HYUNDAI		P370 908				Ø91,10			
     	 <b>Ø91,1</b> SP,T 4 Diesel Engine : Galloper II 2.6 TD All-wheel Drive, H-1 Bus 2.6 TDiC, H100 Pickup 2.6 TD, Starex 2.6 TD <b>D4BB</b> <b>Same as 265</b> <b>K00200 (Different</b> <b>Ring Size)</b>	<b>P370 908 000</b> STD STD <b>P370 908 025</b> STD +0,25 <b>P370 908 050</b> STD +0,50 <b>P370 908 200</b> -0,20 STD <b>P370 908 250</b> -0,20 +0,50	<b>R370 908 000</b> <b>R370 908 025</b> <b>R370 908 050</b> <b>R370 908 000</b> <b>R370 908 050</b>	<b>S370 908 000</b> <b>S370 908 025</b> <b>S370 908 050</b> <b>S370 908 200</b> <b>S370 908 250</b>	<b>L370 912 000</b> STD <b>L370 912 001</b> Ø A : ,5 <b>L370 912 002</b> Ø A : ,5 <b>L370 912 003</b> Ø A : ,5 <b>L370 913 004</b> Ø A : 1 	<b>K370 908 000</b> <b>K370 908 001</b> <b>K370 908 002</b> <b>K370 908 003</b> <b>K370 908 004</b>	ST : 48,70 TB : 88,70 ØH : Hz : -3,20 -0,50 Hx/y : ØV : 45,30 39,40 Vz : -1,90 -2,50 T1 : 16,25  29,00 x 75,00 x 17,00	<b>R11</b>  2,50 ETR7° <b>R11</b>  2,00 ETR7° <b>R35</b>  4,00 SR <b>Type</b> : DS <b>Coating</b> : Ø A : 94,130 Ø C : H : L : 164,50 F :	<b>Montaj Yüksekliği</b> 1,45 mm conta +0,562 / +0,620 1,50 mm conta +0,620 / +0,680 1,55 mm conta +0,680 / +0,774
	<b>HYUNDAI</b>	<b>P370 909 000</b> STD STD <b>P370 909 050</b> STD +0,50 <b>P370 909 001</b> STD +1,00 <b>P370 909 200</b> -0,20 STD <b>P370 909 250</b> -0,20 +0,50	<b>R370 909 000</b> <b>R370 909 050</b> <b>R370 909 001</b> <b>R370 909 000</b> <b>R370 909 050</b>	<b>S370 909 000</b> <b>S370 909 050</b> <b>S370 909 001</b> <b>S370 909 200</b> <b>S370 909 250</b>	<b>Ø91,1</b> RC,OCP,SP, T 4 <b>Diesel Engine :</b> Starex 2500 TCI <b>D4BH</b> 2476cc, 73-78 Kw (99 -106 Ps) 21:1 Turbo, Intercooler 200 - 2002	<b>R13</b>  2,50 ETR7° <b>R13</b>  2,00 ETR7° <b>R35</b>  4,00 SR	ST : 48,70 TB : 88,70 ØH : 30,00 Hz : -1,30 -3,50 Hx/y : ØV : Vz : T1 : 15,70  29,00 x 75,00 x 16,00	<b>Montaj Yüksekliği</b> +0,50 / +0,60	



HYUNDAI		P370 910				Ø91,10		
        	<b>P370 910 000</b> <b>P370 910 050</b> <b>P370 910 001</b> <b>P370 910 200</b> <b>P370 910 250</b>	STD STD STD -0,20 -0,20	STD +0,50 +1,00 STD +0,50	<b>R370 910 000</b> <b>R370 910 050</b> <b>R370 910 001</b> <b>R370 910 000</b> <b>R370 910 050</b>	<b>S370 910 000</b> <b>S370 910 050</b> <b>S370 910 001</b> <b>S370 910 200</b> <b>S370 910 250</b>			
	 <p><b>Ø91,1</b></p> <p>RC,OCP,SP,T 4</p> <p><b>Diesel Engine :</b> Starex 2500 TCI <b>D4BH</b> 2476cc, 73-78 Kw (99 -106 Ps) 21:1 Turbo, Intercooler 200 - 2002</p>	<b>ST :</b> 48,70 <b>TB :</b> 88,70 <b>ØH :</b> 30,00 <b>Hz :</b> -1,30    -3,50 <b>Hx/y :</b> <b>ØV :</b> <b>Vz :</b> <b>T1 :</b> 15,70	<b>R13</b>  2,50 ETR7° <b>R13</b>  2,00 ETR7° <b>R35</b>  4,00 SR					
 <p>29,00 x 75,00 x 16,00</p>								<b>Montaj Yüksekliği</b> +0,50 / + 0,60
HYUNDAI		P370 001				Ø100,00		
 <p><b>Ø100</b></p>	<b>P370 001 000</b> <b>P370 001 050</b>	STD STD	STD +0,50	<b>R370 001 000</b> <b>R370 001 050</b>	<b>S370 001 000</b> <b>S370 001 050</b>			
	<b>ST :</b> 60,65 <b>TB :</b> 110,65 <b>ØH :</b> 54,70 <b>Hz :</b> -17,40 <b>Hx/y :</b> <b>ØV :</b> <b>Vz :</b> <b>T1 :</b>				3,00 2,00 4,00			
 <p>34,00 x 84,00 x 19,00</p>								


























IFA-ZET		P375 201				Ø120,00	
 <b>Ø120</b> RC Diesel Engine:	<b>P375 201 000</b>	STD	STD	<b>R375 201 000</b>	<b>S375 201 000</b>		
	ST : 95,10 TB : 156,00 ØH : 45,20 Hz : -45,85 Hx/y : 0,00    0,00 ØV : Vz : T1 : 24,30			3,50 SR 3,50 SR 5,00 SR			
	 45,00 x 99,00 x 26,00						Montaj Yüksekliği











IFA-ZET		P375 202				Ø120,00	
 <b>Ø120</b> RC Diesel Engine:	<b>P375 202 000</b>	STD	STD	<b>R375 202 000</b>	<b>S375 202 000</b>		
	ST : 95,20 TB : 138,10 ØH : 45,65 Hz : -4530,00 Hx/y : 0,00    0,00 ØV : Vz : T1 : 20,75			3,00 SR 3,00 SR 5,00 SR			
	 45,00 x 96,00 x 22,00						Montaj Yüksekliği



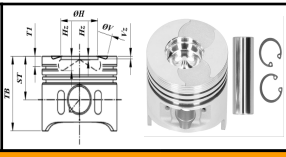








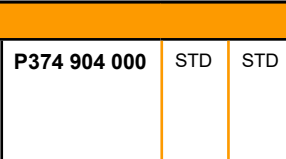
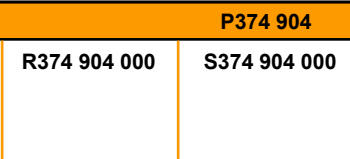

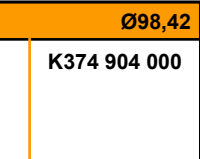





IFA-ZET		P375 203				Ø120,00		
 <p><b>Ø120</b></p> <p>RC</p> <p>Diesel Engine:</p>	<b>P375 203 000</b>	STD	STD	<b>R375 203 000</b>	<b>S375 203 000</b>			
	<p>ST : 95,10</p> <p>TB : 156,00</p> <p>ØH : 45,20</p> <p>Hz : -45,85</p> <p>Hx/y : 0,00    0,00</p> <p>ØV :</p> <p>Vz :</p> <p>T1 : 24,75</p>				<p>3,50 SR</p> <p>3,50 SR</p> <p>5,00 SR</p> <p>5,00 SR</p>			
	 <p>45,00 x 99,00 x 26,00</p>							Montaj Yüksekliği

IHC		P374 801				Ø82,55		
 <p><b>Ø82,55</b></p> <p>Diesel Engine : DD 66, R 2, 1088 cm³, 10,5 kW (14 PS), 19:1 Application : D 214 S DLD 2 D 212 D 215 Diesel Motor : DD 99, R 3, 1631 cm³, 14,5 kW (20 PS), 19:1 Application : D 320 S D 322 DED 3 Diesel Motor : DD 132, R 4, 2175 cm³, 22 kW (33 PS), 19:1 Application : DGD 4 1953...1963 D 430 S 1953...1963 D 432 1953...1963 D 440 1953...1963</p>	<b>P374 801 000</b>	STD	STD	<b>R374 801 000</b>	<b>S374 801 000</b>	<b>L138 802 000</b>	STD	<b>K374 801 000</b>
	<p>ST : 50,90</p> <p>TB : 99,00</p> <p>ØH : 35,70</p> <p>Hz : -5,50</p> <p>Hx/y : 16,00    0,00</p> <p>ØV :</p> <p>Vz :</p> <p>T1 : 11,60</p>			<p><b>R01</b>  2,39 SR</p> <p><b>R06</b>  2,39 SR</p> <p><b>R06</b>  2,39 SR</p> <p><b>R35</b>  4,75 SR</p> <p><b>R32</b>  4,75 SR</p>		<p>Type : W</p> <p>Coating :</p> <p>Ø A : 95,25</p> <p>Ø C : 104,00</p> <p>H : 5,80</p> <p>L : 179,40</p> <p>F :</p>		Montaj Yüksekliği
	 <p>28,00 x 67,00 x 16,00</p>							

IHC		P374 802				Ø87,31		
 <p><b>Ø87,31</b></p> <p><b>Diesel Engine :</b> DD 74, R 2, 1217 cm<sup>3</sup>, 12,5 - 14 kW (17 - 19 PS), 19:1 <b>Application :</b> D 217 S D 217 F D 219 <b>Diesel Motor :</b> DU 11 / DD 111, R 3, 1825 cm<sup>3</sup>, 17,5 - 25,5 kW (24 - 35 PS), 19:1 <b>Application :</b> D 323 1956...1975 D 324 S 1956...1975 D 326 1956...1975 D 8-82</p>	<b>P374 802 000</b> STD STD	<b>R374 802 000</b> S374 802 000	<b>L138 802 000</b> L138 802 001 STD H : ,5	<b>K374 802 000</b> K374 802 001	 <p><b>Type :</b> W <b>Coating :</b> Ø A : 95,25 Ø C : 104,00 H : 5,80 L : 179,40 F :</p>	<p><b>Montaj Yüksekliği</b></p>		
	<p>ST : 50,90 TB : 99,00 ØH : 37,00 Hz : -5,50 Hx/y : 16,00 0,00 ØV : Vz : T1 : 10,80</p>  <p>28,00 x 72,00 x 17,00</p>	<p>R04  2,39 SR R06  2,39 SR R06  2,39 SR R35  4,75 SR R32  4,75 SR</p>						
IHC		P374 803				Ø87,31		
 <p><b>Ø87,31</b></p> <p><b>Diesel Engine :</b> DU 148 D / DD 148, R 4, 2434 cm<sup>3</sup>, 27 - 28 kW (36,5 - 38 PS), 19:1 <b>Application :</b> D 436 S 1959...1965 D 438 S 1959...1965 DTD 5 1959...1965 439 1959...1965</p>	<b>P374 803 000</b> STD STD	<b>R374 803 000</b> S374 803 000	<b>L138 804 000</b> STD	<b>K374 803 000</b>	 <p><b>Type :</b> W <b>Coating :</b> Ø A : 95,25 Ø C : 103,3 H : 5,8 L : 179,40 F :</p>	<p><b>Montaj Yüksekliği</b></p>		
	<p>ST : 50,90 TB : 99,00 ØH : 39,00 Hz : -5,50 -5,50 Hx/y : ØV : Vz : T1 : 10,80</p>  <p>28,00 x 72,00 x 17,00</p>	<p>R04  2,39 SR R06  2,39 SR R06  2,39 SR R35  4,75 SR R32  4,75 SR</p>						






IHC		P374 901						Ø98,42	
 <p><b>Ø98,42</b></p> <p>S</p> <p>3/4/6</p> <p><b>Diesel Engine :</b>  <b>UD 155 / D 155, R 3,</b>            2540 cm³, 26,5 - 33 kW (36 - 45 PS), 16:1 503 / D 353 / D 383 / D 423 / D 433            D 206 / D 206, R 4, 3380 cm³, 43 kW (59 PS), 16:1 D 258 / D 584 / D 554            D 310 / D 310, R 6, 5070 cm³, 63 - 78,5 kW (85 - 107 PS), 16:1 431 1965... / 715 1965... / 711 SP 1965... / Hydro 86 1965...</p>	P374 901 000	STD	STD	R374 901 000	S374 901 000	L138 906 000	STD	K374 901 000	
	<p>ST : 67,00</p> <p>TB : 102,00</p> <p>ØH : 55,00</p> <p>H<sub>z</sub> : -19,90 -12,10</p> <p>H<sub>x/y</sub> : -2,75 2,25</p> <p>ØV :</p> <p>V<sub>z</sub> :</p> <p>T1 : 17,00</p>	<p>R01  3,16 SR</p> <p>R02  2,39 SR</p> <p>R35  4,75 SR</p>	<p>Type : W</p> <p>Coating :</p> <p>Ø A : 110,75</p> <p>Ø C : 119</p> <p>H : 7,7</p> <p>L : 201,1</p> <p>F : 1,1</p>	<p>Montaj Yüksekliği</p> <p>+ 0,46 / + 0,77</p>					
 <p>36,00 x 82,00 x 20,00</p>									
IHC		P374 902						Ø98,42	
 <p><b>Ø98,42</b></p> <p>RC</p> <p>3/4/6</p> <p><b>Diesel Engine :</b>  <b>UD 155 / D 155, R 3,</b>            2540 cm³, 26,5 - 33 kW (36 - 45 PS), 16:1 503 / D 353 / D 383 / D 423 / D 433            D 206 / D 206, R 4,            3380 cm³, 43 kW (59 PS), 16:1 D 258 / D 584 / D 554 / D 644            D 310 / D 310, R 6,            5070 cm³, 63 - 78,5 kW (85 - 107 PS), 16:1 431 1965... 715 1965... 711 SP 1965... Hydro 86 1965... D 686 1965...</p>	P374 902 000	STD	STD	R374 902 000	S374 902 000	L138 907 000	STD	K374 902 000	
	<p>ST : 67,00</p> <p>TB : 107,00</p> <p>ØH : 55,00</p> <p>H<sub>z</sub> : -19,90 -12,10</p> <p>H<sub>x/y</sub> : -2,75 2,25</p> <p>ØV :</p> <p>V<sub>z</sub> :</p> <p>T1 : 17,60</p>	<p>R16  3,16 TR15°</p> <p>R02  2,39 SR</p> <p>R35  4,75 SR</p>	<p>Type : W</p> <p>Coating :</p> <p>Ø A : 110,75</p> <p>Ø C : 119</p> <p>H : 7,7</p> <p>L : 201,1</p> <p>F : 1,1</p>	<p>Montaj Yüksekliği</p>					
 <p>36,00 x 82,00 x 20,00</p>									








IHC		P374 903				Ø98,42			
   	 <b>Ø98,42</b> RC 3/4/6 Diesel Engine : D 155 / D 206 / D 310 UD 155 / UD 206 / UD 310	P374 903 000	STD	STD	R374 903 000	S374 903 000	L138 908 000	STD	K374 903 000
	ST : 67,00 TB : 107,00 ØH : 55,00 Hz : -19,90    -12,10 Hx/y : -2,75    2,25 ØV : Vz : T1 : 17,60	R01  3,16 SR R02  2,39 SR R35  4,75 SR	Type : W Coating : Ø A : 110,75 Ø C : 119 H : 7,7 L : 201,1 F : 1,1	Montaj Yüksekliği					
 36,00 x 82,00 x 20,00									
IHC		P374 904				Ø98,42			
   	 <b>Ø98,42</b> 3/4/6 Diesel Engine : D 179, R 3, 2933 cm³, 35,5 - 39 kW (48,5 - 52,5 PS), 16:1 / 633 D 239, R 4, 3910 cm³, 45 - 54 kW (61,5 - 73,5 PS), 16:1 / 744 / 3500 / TD 8 II / 125 B II / 684 D 358, R 6, 5860 cm³, 74 - 101,5 kW (100 - 138 PS), 16:1 / 1046 1965... / 1056 1965... / 2826 1965... / 3414 1965...	P374 904 000	STD	STD	R374 904 000	S374 904 000	L138 909 000	STD	K374 904 000
	ST : 67,00 TB : 102,00 ØH : 56,00 Hz : -24,00    -15,70 Hx/y : 3,00    -0,50 ØV : Vz : T1 : 17,00	R01  3,16 SR R02  2,39 SR R35  4,75 SR	Type : W Coating : Ø A : 110,75 Ø C : 119 H : 7,7 L : 216,1 F : 1,1	Montaj Yüksekliği					
 36,00 x 82,00 x 20,00									



IHC **P374 905** Ø98,42








 <b>Ø98,42</b> RC 3/4/6 <b>Diesel Engine :</b> <b>UD 179 / D 179</b> , R 3, 2933 cm <sup>3</sup> , 35,5 - 50 kW (48,5 - 68 PS), 16:1 / 240 1965... / 454 1965... / 464 1965... / 484 1965... / 523 1965... <b>D 239</b> , R 4, 3910 cm <sup>3</sup> , 45 - 67 kW (61,5 - 91 PS), 16:1 / 743 1967... / 744 1967... / 452 1967... / 3500 1967... / 182 1967... <b>D 358</b> , R 6, 5860 cm <sup>3</sup> , 66 - 104 kW (90 - 142 PS), 16:1 / 1046 1965... / 531 1965... / 3984 1965... / 640 1965... / 826 1965...	<b>P374 905 000</b>	STD	STD	<b>R374 905 000</b>	<b>S374 905 000</b>	<b>L138 910 000</b>	STD	<b>K374 905 000</b>
	<b>ST :</b> 67,00 <b>TB :</b> 107,00 <b>ØH :</b> 56,00 <b>Hz :</b> -24,00 -15,70 <b>Hx/y :</b> 3,00 -0,50 <b>ØV :</b> <b>Vz :</b> <b>T1 :</b> 17,60  36,00 x 82,00 x 20,00			<b>R16</b>  3,16 TR15° <b>R02</b>  2,39 SR <b>R35</b>  4,75 SR.R		<b>Type :</b> W <b>Coating :</b> <b>Ø A :</b> 110,75 <b>Ø C :</b> 119 <b>H :</b> 7,7 <b>L :</b> 216,1 <b>F :</b> 1,1		







IHC **P374 906** Ø98,42

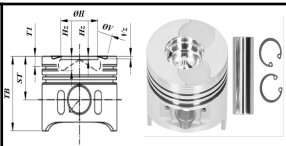



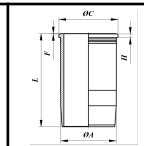








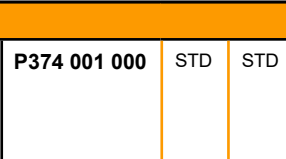





 <b>Ø98,42</b> RC 4/6 <b>Diesel Engine :</b> <b>DT 239</b> , R 4, 3920 cm <sup>3</sup> , 62,5 kW (85 PS), 16:1 Turbo, / 856 XL <b>DT 358</b> , R 6, 5867 cm <sup>3</sup> , 88 - 127 kW (120 - 173 PS), 16:1 Turbo, 650 1972... / 1255 1972... / 1246 1972... 953 1972... / 530 A 1972... / 640 HD 1972...	<b>P374 906 000</b>	STD	STD	<b>R374 906 000</b>	<b>S374 906 000</b>	<b>L138 911 000</b>	STD	<b>K374 906 000</b>
	<b>ST :</b> 66,90 <b>TB :</b> 106,90 <b>ØH :</b> 56,00 <b>Hz :</b> -24,00 -15,70 <b>Hx/y :</b> 3,00 0,00 <b>ØV :</b> <b>Vz :</b> <b>T1 :</b> 17,50  38,00 x 82,00 x 19,00			<b>R16</b>  3,16 TR15° <b>R02</b>  2,39 SR <b>R35</b>  4,75 SR		<b>Type :</b> W <b>Coating :</b> <b>Ø A :</b> 110,75 <b>Ø C :</b> 119 <b>H :</b> 7,7 <b>L :</b> 216,1 <b>F :</b> 1,1		










IHC		P374 909				Ø98,42		
 <p><b>Ø98,42</b></p> <p>RC 3/4/6</p> <p><b>Diesel Engine :</b>  <b>D 179</b>, 2933 ccm, 633  <b>D 239</b>, 910 ccm, 84 / 744 / 452 / 3500 / 182 013 TD-8 II, 609, 125B II,  <b>D 358</b>, 5860 ccm, 1055 / 520 / 844 / 630 / 640 / 515 / 630 / 541 / 943, 1965...</p>	<b>P374 909 000</b>	STD	STD	<b>R374 909 000</b>	<b>S374 909 000</b>	<b>L138 905 000</b>	STD	<b>K374 909 000</b>
	<p><b>ST :</b> 67,00</p> <p><b>TB :</b> 107,00</p> <p><b>ØH :</b> 56,00</p> <p><b>H<sub>z</sub> :</b> -24,00 -15,70</p> <p><b>H<sub>x/y</sub> :</b> 3,00 -0,25</p> <p><b>ØV :</b></p> <p><b>V<sub>z</sub> :</b></p> <p><b>T1 :</b> 17,60</p>	<p><b>R16</b>  3,16 TR15°</p> <p><b>R06</b>  2,39 SR</p> <p><b>R06</b>  2,39 SR</p> <p><b>R35</b>  4,75 SR</p>		<p><b>Type :</b> W</p> <p><b>Coating :</b></p> <p><b>Ø A :</b> 110,75</p> <p><b>Ø C :</b> 119</p> <p><b>H :</b> 7,7</p> <p><b>L :</b> 216,1</p> <p><b>F :</b> 1,1</p>				
 <p>36,00 x 82,00 x 20,00</p>								Montaj Yüksekliği

IHC		P374 910				Ø98,42		
 <p><b>Ø98,42</b></p> <p>3/4/6</p> <p><b>Diesel Engine:</b>  <b>DD 179</b>, UD 179, 2933 cm<sup>3</sup>            35,3-50 kW (48-68 PS) 16:1 / Tractor 240, 454, 464, 484, 523, 553, 2400, 4500 / 1965...  <b>DD 329</b>, 47-67 kW(64-91 PS) 16:1 / Tractor 250, 260, 544, 574, 674, 684, 724, 743, 744, 745, 824, 833, 2500, 2510, 2544, 3500, 3514 / 1967...  <b>D 358, UD 358</b>, 5870 cm<sup>3</sup> 66-104 kW (90-141,5 PS) 16:1            Tractor 826, 886, 955, 956, 1046, 1055, 1056, 2826, 3288, 3414, Payloader 515, 640, 3964, B, 3965, 3966, 3984 / 1965...</p>	<b>P374 910 000</b>	STD	STD	<b>R374 910 000</b>	<b>S374 910 000</b>	<b>L138 912 000</b>	STD	<b>K374 910 000</b>
	<p><b>ST :</b> 67,00</p> <p><b>TB :</b> 102,00</p> <p><b>ØH :</b> 56,00</p> <p><b>H<sub>z</sub> :</b> -24,00 -16,00</p> <p><b>H<sub>x/y</sub> :</b> -3,00 0,00</p> <p><b>ØV :</b></p> <p><b>V<sub>z</sub> :</b></p> <p><b>T1 :</b> 16,75</p>	<p><b>R01</b>  3,16 SR</p> <p><b>R06</b>  2,39 SR</p> <p><b>R35</b>  4,75 SR</p>		<p><b>Type :</b> W</p> <p><b>Coating :</b></p> <p><b>Ø A :</b> 110,75</p> <p><b>Ø C :</b> 119</p> <p><b>H :</b> 7,7</p> <p><b>L :</b> 216,1</p> <p><b>F :</b> 1,1</p>				
 <p>36,00 x 82,00 x 20,00</p>								Montaj Yüksekliği






IHC		P374 911						Ø98,42	
       	 <p><b>Ø98,42</b></p> <p>3/4/6</p> <p><b>Diesel Engine:</b>  <b>D 155, UD 155</b> 2533            ccm, 26-43 kW, (35-58,5 PS), 16:1 / Tractor 353, 383, 423, 433, 453, 533, 1966,,  <b>DD 206, UD 206</b>            3382 ccm, 40,58 kW, (54-79 PS), 16:1 / Tractor 554, 587, 624, 633, 644, 654, 733, Utility/Row Crop, D 8-41,8 -51, 221, 851, 1965...  <b>D 310, UD 310,</b>            5070ccm, 62-90 kW, (84-123 PS), 16:1 / Tractor 686, 706, 756, 946, 955, 2706, 2706, 2756, 3820, 431, 531, 871, 891, Loader 165, Cottopicker 616, 622, Forklift 9000, Crowler Loader 165, Cotton Harvester 95. 1965...</p>	STD	STD	<b>R374 911 000</b>	<b>S374 911 000</b>	<b>L138 913 000</b>	STD	<b>K374 911 000</b>	
	 <p>36,00 x 82,00 x 20,00</p>	<p>ST : 67,00</p> <p>TB : 102,00</p> <p>ØH : 55,20</p> <p>H<sub>z</sub> : -19,90 -12,20</p> <p>H<sub>x/y</sub> : -2,70 2,50</p> <p>ØV :</p> <p>V<sub>z</sub> :</p> <p>T1 : 16,75</p>			<p><b>R01</b>  3,16 SR</p> <p><b>R06</b>  2,39 SR</p> <p><b>R35</b>  4,75 SR</p>		<p>Type : W</p> <p>Coating :</p> <p>Ø A : 110,75</p> <p>Ø C : 119,00</p> <p>H : 7,70</p> <p>L : 201,10</p> <p>F : 1,10</p>		Montaj Yüksekliği
IHC		P374 001						Ø100,00	
  <p><b>Ø100</b></p> <p>RC</p> <p>6</p> <p><b>Diesel Engine :</b>  <b>DT 402</b>, R 6, 6588 cm<sup>3</sup>, 107 - 117,5 kW (146 - 160 PS), 15:1 Turbo, 1455 1978... 650 HD 1978... 530 1978... 3994 Jumbo 1978... 953 1978...</p>	STD	STD	<b>R374 001 000</b>	<b>S374 001 000</b>	<b>L138 014 000</b>	STD	<b>K374 001 000</b>		
	 <p>38,00 x 82,00 x 19,00</p>	<p>ST : 66,90</p> <p>TB : 106,90</p> <p>ØH : 59,50</p> <p>H<sub>z</sub> : -24,00 -17,40</p> <p>H<sub>x/y</sub> : 3,25 -0,50</p> <p>ØV :</p> <p>V<sub>z</sub> :</p> <p>T1 : 17,60</p>			<p><b>R16</b>  3,16 TR15°</p> <p><b>R16</b>  3,16 TR15°</p> <p><b>R35</b>  4,75 SR</p>		<p>Type : W</p> <p>Coating :</p> <p>Ø A : 110,75</p> <p>Ø C : 119</p> <p>H : 7,7</p> <p>L : 216,1</p> <p>F : 1,1</p>		Montaj Yüksekliği


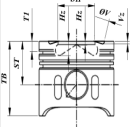



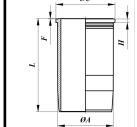











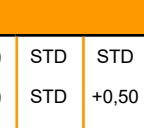

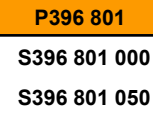












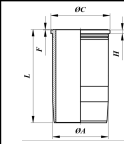
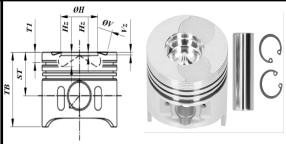
IHC **P374 002** Ø100,00

 <p><b>Ø100</b></p> <p>4</p> <p>Diesel Engine :</p> <p><b>D 246</b>, R 4, 4025 cm<sup>3</sup>, 55 - 60 kW (75 - 81,5 PS) / 784 1973... / 824 A 1973... / 844 A 1973... / Hydro 84 1973...</p>	<b>P374 002 000</b>	STD	STD	<b>R374 002 000</b>	<b>S374 002 000</b>	<b>L138 015 000</b>	STD	<b>K374 002 000</b>
<p>ST : 67,00</p> <p>TB : 107,00</p> <p>ØH : 57,50</p> <p>Hz : -22,30 -15,90</p> <p>Hx/y : 3,25 0,00</p> <p>ØV :</p> <p>Vz :</p> <p>T1 : 17,50</p>	<p><b>R02</b>  3,16 SR</p> <p><b>R06</b>  2,39 SR</p> <p><b>R35</b>  4,75 SR</p>	<p>Type : W</p> <p>Coating :</p> <p>Ø A : 110,75</p> <p>Ø C : 119</p> <p>H : 7,7</p> <p>L : 216,1</p> <p>F : 1,1</p>	<p>Montaj Yüksekliği</p>					
 <p>36,00 x 82,00 x 20,00</p>								

IHC **P374 003** Ø100,00

 <p><b>Ø100</b></p> <p>RC</p> <p>4/6</p> <p>Diesel Engine :</p> <p><b>D 268</b>, R 4, 4388 cm<sup>3</sup>, 56,5 - 65 kW (77 - 88 PS), 16:1 / 270 1973... / TD 8 C 1973... / 844 S 1973... / 845 1973... / 510 1973...</p>	<b>P374 003 000</b>	STD	STD	<b>R374 003 000</b>	<b>S374 003 000</b>	<b>L138 016 000</b>	STD	<b>K374 003 000</b>
<p>ST : 67,00</p> <p>TB : 107,00</p> <p>ØH : 59,50</p> <p>Hz : -24,00 -17,40</p> <p>Hx/y : 3,00 0,00</p> <p>ØV :</p> <p>Vz :</p> <p>T1 : 17,60</p>	<p><b>R16</b>  3,16 TR15°</p> <p><b>R21</b>  2,39 SR</p> <p><b>R35</b>  4,75 SR</p>	<p>Type : W</p> <p>Coating :</p> <p>Ø A : 110,75</p> <p>Ø C : 119</p> <p>H : 7,7</p> <p>L : 216,1</p> <p>F : 1,1</p>	<p>Montaj Yüksekliği</p>					
 <p>36,00 x 82,00 x 20,00</p>								

IHC		P374 004				Ø109,23			
        	<b>P374 004 000</b>	STD	STD	<b>R374 004 000</b>	<b>S374 004 000</b>	<b>L138 017 000</b>	STD	<b>K374 004 000</b>	
	 <p><b>Ø109,23</b></p> <p>RC 6 Diesel Engine: <b>DTA 466 C</b></p>								
	<b>ST :</b> 86,35 <b>TB :</b> 127,51 <b>ØH :</b> 65,50 <b>H<sub>z</sub> :</b> -21,95    -9,60 <b>H<sub>x/y</sub> :</b> -4,85    -3,35 <b>ØV :</b> 42,80    52,00 <b>V<sub>z</sub> :</b> -1,40    -2,06 <b>T1 :</b> 14,80			<b>R16</b>  3,18 TR15° <b>R16</b>  3,18 TR15° <b>R35</b>  6,35 SR		<b>Type :</b> W <b>Coating :</b> <b>Ø A :</b> 123,62 <b>Ø C :</b> 133,22 <b>H :</b> 8,95 <b>L :</b> 238,25 <b>F :</b> 1,03			<b>Montaj Yüksekliği</b>
	 <p>41,28 x 89,00 x 18,00</p>								
ISUZU		P396 801				Ø88,00			
        	<b>P396 801 000</b>	STD	STD	<b>R396 801 000</b>	<b>S396 801 000</b>				
	 <p><b>Ø88</b></p>	<b>P396 801 050</b>	STD	+0,50	<b>R396 801 050</b>	<b>S396 801 050</b>			
	<b>P396 801 001</b>	STD	+1,00	<b>R396 801 001</b>	<b>S396 801 001</b>				
	<b>ST :</b> 47,75 <b>TB :</b> 87,90 <b>ØH :</b> 42,00 <b>H<sub>z</sub> :</b> 14,20    -8,00 <b>H<sub>x/y</sub> :</b> 3,50    0,50 <b>ØV :</b> 33,50    39,00 <b>V<sub>z</sub> :</b> -0,80    -0,60 <b>T1 :</b> 10,50			<b>R06</b>  2,00 SR <b>R09</b>  2,00 SR <b>R26</b>  2,00 SR <b>R35</b>  4,00 SR.R					<b>Montaj Yüksekliği</b>
	 <p>31,00 x 71,00 x 18,00</p>								



ISUZU

P396 901

Ø93,00



Ø93

<b>P396 901 000</b>	STD	STD	<b>R396 901 000</b>	<b>S396 901 000</b>
<b>P396 901 050</b>	STD	+0,50	<b>R396 901 050</b>	<b>S396 901 050</b>
<b>P396 901 200</b>	-0,25	STD	<b>R396 901 000</b>	<b>S396 901 200</b>
<b>P396 901 250</b>	-0,25	+0,50	<b>R396 901 050</b>	<b>S396 901 250</b>

<b>ST :</b>	51,86
<b>TB :</b>	91,76
<b>ØH :</b>	47,80
<b>Hz :</b>	-18,65    -6,30
<b>Hx/y :</b>	4,00    1,00
<b>ØV :</b>	39,50    35,00
<b>Vz :</b>	-0,55    -0,55
<b>T1 :</b>	14,00

<b>R16</b>		3,00	TR15°
<b>R21</b>		2,00	SR
<b>R35</b>		3,50	SR.R

Montaj Yüksekliği



31,00 x 76,00 x 17,00

ISUZU

P396 902




Ø93,00




Ø93

<b>P396 902 000</b>	STD	STD	<b>R396 902 000</b>	<b>S396 902 000</b>
<b>P396 902 050</b>	STD	+0,50	<b>R396 902 050</b>	<b>S396 902 050</b>
<b>P396 902 200</b>	-0,25	STD	<b>R396 902 000</b>	<b>S396 902 200</b>
<b>P396 902 250</b>	-0,25	+0,50	<b>R396 902 050</b>	<b>S396 902 250</b>

<b>ST :</b>	51,86
<b>TB :</b>	91,76
<b>ØH :</b>	47,80
<b>Hz :</b>	-18,65    -6,30
<b>Hx/y :</b>	4,00    1,00
<b>ØV :</b>	39,50    35,00
<b>Vz :</b>	-0,55    -0,55
<b>T1 :</b>	14,00


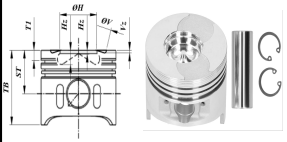


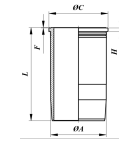









<b>R01</b>		3,00	SR
<b>R21</b>		2,00	SR
<b>R35</b>		3,50	SR.R

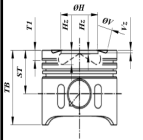



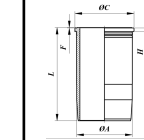







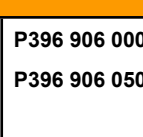
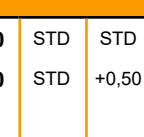










Montaj Yüksekliği

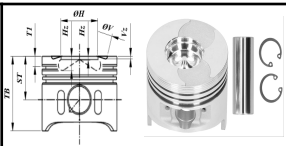



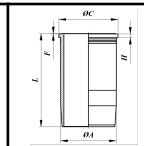









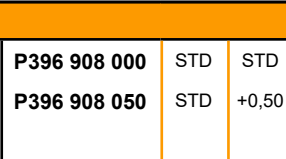
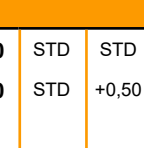

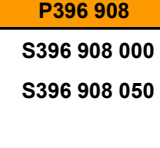



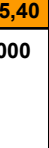

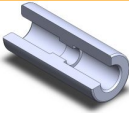





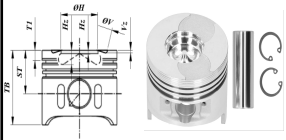


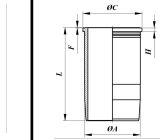






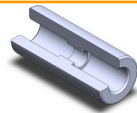
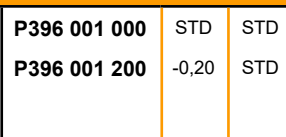




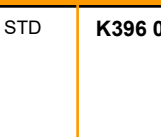




31,00 x 76,00 x 17,00



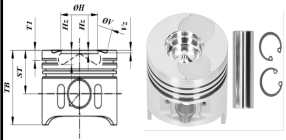


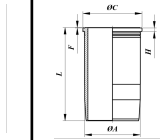







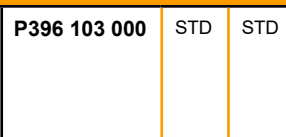
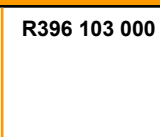

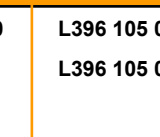
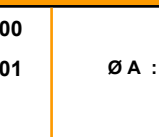
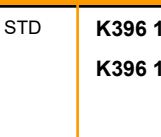

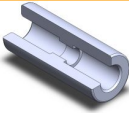
ISUZU		P396 903				Ø93,03		
      	<b>P396 903 000</b> STD STD <b>R396 903 000</b> <b>S396 903 000</b>							
	<b>Ø93,03</b>  ST : 51,85 TB : 91,85 ØH : 43,90 Hz : -19,50 Hx/y : ØV : Vz : -0,55    -0,55 T1 :							
 34,00 x 78,00 x 18,00								
ISUZU		P396 904				Ø93,05		
  <b>Ø93,05</b> RC,EP,SP 4 Diesel Engine:	<b>P396 904 000</b> <b>P396 904 050</b> <b>P396 904 200</b> <b>P396 904 250</b>	STD STD -0,25 -0,25	STD +0,50 STD +0,50	<b>R396 904 000</b> <b>R396 904 050</b> <b>R396 904 000</b> <b>R396 904 050</b>	<b>S396 904 000</b> <b>S396 904 050</b> <b>S396 904 200</b> <b>S396 904 250</b>			
	ST : 51,86 TB : 91,76 ØH : 47,80 Hz : -18,65    -6,30 Hx/y : 4,00    1,00 ØV : 41,00    37,00 Vz : -0,55    -0,55 T1 : 14,00	<b>R16</b>  3,50 TR6° <b>R21</b>  2,50 SR <b>R35</b>  4,00 SR.R						
 31,00 x 76,00 x 17,00								









ISUZU		P396 905				Ø93,05			
       	<b>P396 905 000</b> <b>P396 905 050</b>	STD STD	STD +0,50	<b>R396 905 000</b> <b>R396 905 050</b>	<b>S396 905 000</b> <b>S396 905 050</b>				
	<b>Ø93,05</b>	ST : 51,86 TB : 91,76 ØH : 46,00 Hz : -19,50    -7,90 Hx/y : 4,00    1,50 ØV : 41,50    37,00 Vz : -0,55    -0,55 T1 : 14,00	<b>R16</b>  3,00 TR15° <b>R21</b>  2,00 SR <b>R35</b>  4,00 SR.R						Montaj Yüksekliği
									
	31,00 x 76,00 x 17,00								
ISUZU		P396 906				Ø93,05			
       	<b>P396 906 000</b> <b>P396 906 050</b>	STD STD	STD +0,50	<b>R396 906 000</b> <b>R396 906 050</b>	<b>S396 906 000</b> <b>S396 906 050</b>				
	<b>Ø93,05</b>	ST : 51,86 TB : 91,76 ØH : 46,00 Hz : -19,50    -7,90 Hx/y : 4,00    1,50 ØV : 41,50    37,00 Vz : -0,55    -0,55 T1 : 14,00	<b>R01</b>  2,50 SR <b>R07</b>  2,00 SR <b>R35</b>  4,00 SR.R						Montaj Yüksekliği
									
	31,00 x 76,00 x 17,00								

ISUZU		P396 907				Ø93,05		
       	 <p><b>Ø93,05</b></p> <p>RC,SP,YP,T</p> <p>4</p> <p>Diesel Engine: NKR 55, New Model J9 Premium</p> <p><b>4JB1</b></p> <p>4-Cyl. 2771cc 57 KW , 78-PS</p> <p>Peugeot</p>	<b>P396 907 000</b> STD STD	<b>R396 907 000</b> STD STD	<b>S396 907 000</b> STD STD	<b>L396 901 000</b> <b>L396 901 001</b> 	STD Ø A : ,21	<b>K396 907 000</b> <b>K396 907 001</b>	
	<p>ST : 51,85</p> <p>TB : 91,85</p> <p>ØH : 43,90</p> <p>Hz : -19,50 -7,75</p> <p>Hx/y : 4,00 1,00</p> <p>ØV : 41,50 37,00</p> <p>Vz : -0,55 -0,55</p> <p>T1 : 14,00</p>  <p>31,00 x 76,00 x 17,00</p>	<p><b>R01</b>  2,00 SR</p> <p><b>R26</b>  2,00 SR</p> <p><b>R35</b>  4,00 SR.R</p>	<p>Type : DC</p> <p>Coating : Cr</p> <p>Ø A : 95,040</p> <p>Ø C : 101,00</p> <p>H : 0,82</p> <p>L : 181,00</p> <p>F :</p>	<p>Montaj Yüksekliği</p> <p>1 kertik conta için 1,50 mm +0,71 / +0,77</p> <p>2 kertik conta için 1,55 mm +0,77 / +0,81</p> <p>3 kertik conta için 1,60 mm +0,81 / +0,87</p>				
ISUZU		P396 908				Ø95,40		
       	 <p><b>Ø95,4</b></p> <p>RC,OCP,T</p> <p>4</p> <p>Diesel Engine: PICK UP</p> <p><b>LHD 4JJ1 TC CRDI Euro4</b></p> <p><b>UCR 4JJ1 TC CRDI Euro4</b></p> <p><b>UCS 4JJ1 TC CRDI Euro4</b></p> <p>4-Cyl. 2999cc - 146-PS</p>	<b>P396 908 000</b> STD STD	<b>P396 908 050</b> STD +0,50	<b>R396 908 000</b> STD STD	<b>S396 908 000</b> STD STD	<b>L396 902 000</b> STD STD	<b>K396 908 000</b>	
	<p>ST : 49,80</p> <p>TB : 78,40</p> <p>ØH : 55,20</p> <p>Hz : -16,10 -5,30</p> <p>Hx/y : 0,00 0,00</p> <p>ØV :</p> <p>Vz :</p> <p>T1 : 12,60</p>  <p>34,00 x 78,00 x 18,00</p>	<p><b>R11</b>  2,00 ETR7°</p> <p><b>R26</b>  1,50 SR</p> <p><b>R35</b>  3,00 SR.R</p>	<p>Type : DS</p> <p>Coating :</p> <p>Ø A : 99,40</p> <p>Ø C : 103,40</p> <p>H : 4,00</p> <p>L : 180,00</p> <p>F :</p>	<p>Montaj Yüksekliği</p>				

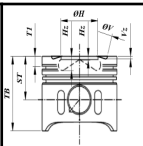



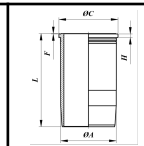






ISUZU		P396 909				Ø95,40			
     	 <p><b>Ø95,4</b></p> <p>RC,OCP,T</p> <p>4</p> <p>Diesel Engine: D-Max <b>4JK1-TC Euro4</b> 4-Cyl. 2499 cc 85-100 KW / 116 -136 PS 18,0;1</p>	<b>P396 909 000</b> <b>P396 909 050</b>	STD STD +0,50	<b>R396 909 000</b> <b>R396 909 050</b>	<b>S396 909 000</b> <b>S396 909 050</b>				
	<p>ST : 58,50</p> <p>TB : 87,25</p> <p>ØH : 45,80</p> <p>H<sub>z</sub> : -16,75</p> <p>H<sub>x/y</sub> : 0,00    0,00</p> <p>ØV :</p> <p>V<sub>z</sub> :</p> <p>T1 :</p>	<p>R11  2,00 ETR6°</p> <p>R26  1,50</p> <p>R35  3,00</p>							
 <p>34,00 x 78,00 x 18,00</p>								<p><b>Montaj Yüksekliği</b></p> <p>0,95 mm conta ile 0,067 / 0,117 1,00 mm conta ile 0,117 / 0,167 1,05 mm conta ile 0,167 / 0,217</p>	
ISUZU		P396 001				Ø102,00			
     	 <p><b>Ø102</b></p> <p>RC,SP,T</p> <p>4</p> <p>Diesel Engine : NKR-W / NPR 595 <b>4BD1</b> 4-Cyl. 3856 cc 73 Kw, (99 PS) MD 275 LUK-HK Midibüs</p>	<b>P396 001 000</b> <b>P396 001 200</b>	STD -0,20 STD	<b>R396 001 000</b> <b>R396 001 000</b>	<b>S396 001 000</b> <b>S396 001 200</b>	<b>L396 003 000</b>	STD	<b>K396 001 000</b>	
	<p>ST : 58,75</p> <p>TB : 98,10</p> <p>ØH : 51,00</p> <p>H<sub>z</sub> : -19,60    -10,80</p> <p>H<sub>x/y</sub> : 5,00    -1,00</p> <p>ØV : 40,00    48,00</p> <p>V<sub>z</sub> : -0,35    -0,30</p> <p>T1 : 15,90</p>	<p>R02  3,00 SR</p> <p>R26  2,50 SR</p> <p>R35  5,00 SR</p>					<p>Type : DC</p> <p>Coating :</p> <p>Ø A : 106,00</p> <p>Ø C : 112,00</p> <p>H : 5,00</p> <p>L : 204,00</p> <p>F :</p>		<p><b>Montaj Yüksekliği</b></p> <p>0 / + 0,70</p>









ISUZU		P396 102				Ø112,00			
     	 <p><b>Ø112</b></p> <p>RC,ST,T</p> <p>4</p> <p>Diesel Engine : MD23 Midibus, MD25 Midibus, MD27 Midibus, NKR 66 Kamyonet, NPR 66 Kamyon, Şimpiyon</p> <p><b>4HF1</b> 4-Cyl. 4334 cc 73,6-88,3 Kw (100-120 Ps) 18,5:1</p>	<b>P396 102 000</b> <b>P396 102 200</b>	STD -0,20	STD STD	<b>R396 102 000</b> <b>R396 102 000</b>	<b>S396 102 000</b> <b>S396 102 200</b>	<b>L396 104 000</b>	STD	<b>K396 102 000</b>
	<p>ST : 60,75</p> <p>TB : 94,50</p> <p>ØH : 49,60</p> <p>H<sub>z</sub> : -22,00 -8,90</p> <p>H<sub>x/y</sub> : -5,00 -1,00</p> <p>ØV :</p> <p>V<sub>z</sub> : 0,00 0,00</p> <p>T1 : 13,25</p>	<p>R11  3,00 ETR7°</p> <p>R26  2,50 SR</p> <p>R35  4,00 SR.R</p>	<p>Type : DC</p> <p>Coating :</p> <p>Ø A : 115,00</p> <p>Ø C : 121,70</p> <p>H : 6,125</p> <p>L : 180,00</p> <p>F :</p>	<p>Montaj Yüksekliği</p> <p>Deliksiz Conta ile + 0,57 / + 0,65</p> <p>2. delik conta ile + 0,65 / +0,72</p>					
 <p>36,00 x 79,00 x 17,00</p>									
ISUZU		P396 103				Ø115,00			
     	 <p><b>Ø115</b></p> <p>RC,OCP,YP,T</p> <p>6</p> <p>Diesel Engine: <b>6HK1TC</b> - For Construction Machinery Düz Motor</p>	<b>P396 103 000</b>	STD	STD	<b>R396 103 000</b>	<b>S396 103 000</b>	<b>L396 105 000</b> <b>L396 105 001</b>	STD Ø A :	<b>K396 103 000</b> <b>K396 103 001</b>
	<p>ST : 66,00</p> <p>TB : 119,72</p> <p>ØH : 50,10</p> <p>H<sub>z</sub> : -24,00 -11,50</p> <p>H<sub>x/y</sub> : 0,00 0,00</p> <p>ØV :</p> <p>V<sub>z</sub> :</p> <p>T1 : 12,72</p>	<p>2,95 TR6°</p> <p>2,00 SR</p> <p>2,50 SR</p> <p>3,00 SR</p>	<p>Type : DS</p> <p>Coating :</p> <p>Ø A : 113,00</p> <p>Ø C : 119,00</p> <p>H : 5,70</p> <p>L : 210,00</p> <p>F :</p>	<p>Montaj Yüksekliği</p>					
 <p>40,00 x 87,00 x 19,00</p>									

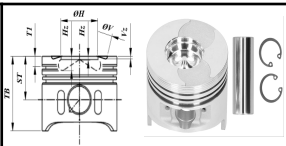


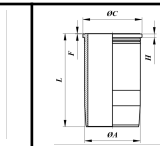




















ISUZU		P396 104				Ø115,00		
 <p><b>Ø115</b></p> <p>RC,OCP</p> <p>4</p> <p>Diesel Engine: <b>4HK1X</b> - For Construction Machinery C.Rail</p>	<b>P396 104 000</b>	STD	STD	<b>R396 104 000</b>	<b>S396 104 000</b>			
						ST : 66,10 TB : 119,80 ØH : 62,00 Hz : -18,35    -6,90 Hx/y : 0,00    0,00 ØV : Vz : T1 : 12,80	2,95 TR6° 2,00 SR 2,50 SR 3,00 SR	
 <p>40,00 x 87,00 x 19,00</p>								
ISUZU		P396 105				Ø115,00		
 <p><b>Ø115</b></p> <p>RC,SP,OCP,T</p> <p>4</p> <p>Diesel Engine: NPR 71, Urban Roybus, Urban Roybus C <b>4 HG 1-T Euro2</b></p>	<b>P396 105 000</b>	STD	STD	<b>R396 105 000</b>	<b>S396 105 000</b>	<b>L396 106 000</b>	STD	<b>K396 105 000</b>
						<b>L396 106 001</b> <b>L396 106 002</b>	Ø A : ,25 -118,01	<b>K396 105 001</b> <b>K396 105 002</b>
 <p>36,00 x 79,00 x 17,00</p>		ST : 60,75 TB : 119,50 ØH : 51,00 Hz : -22,50    -9,00 Hx/y : 5,00    1,00 ØV : Vz : T1 : 13,50		<b>R11</b>  3,00 ETR7° <b>R26</b>  2,50 SR <b>R35</b>  4,00 SR.R		 <p>Type : DC</p> <p>Coating :</p> <p>Ø A : 118,01            Ø C : 123,70            H : 6,10            L : 180,00            F :</p>		Montaj Yüksekliği





ISUZU		P396 106				Ø115,00			
      	<b>P396 106 000</b> <b>P396 106 200</b>	STD -0,20	STD STD	<b>R396 106 000</b> <b>R396 106 000</b>	<b>S396 106 000</b> <b>S396 106 200</b>				
	<b>Ø115</b>	ST : 66,15 TB : 96,65 ØH : 61,90 Hz : -18,80    -7,20 Hx/y : 0,00    0,00 ØV : Vz : T1 : 13,50	<b>R11</b>  3,00 ETR7° <b>R07</b>  2,50 SR <b>R35</b>  4,00 SR						Montaj Yüksekliği
		40,00 x 87,00 x 19,00							






IVECO		P398 001				Ø104,00		
 	<b>P398 001 000</b>	STD	STD	<b>R398 001 000</b>	<b>S398 001 000</b>			
	<b>Ø104</b> RC,YP,T 4 Diesel Engine: <b>Stage IIIA (Tier 3)</b> 4 Cyl. 75-85-95 HP TUMOSAN (8085), TUMOSAN (8095), TUMOSAN (8075)	ST : 65,40 TB : 104,40 ØH : 45,50 Hz : -23,25    -16,00 Hx/y : 6,00    3,00 ØV : Vz : T1 : 7,30	<b>R16</b>  3,00 TR15° <b>R30</b>  2,50 SR <b>R35</b>  4,00 SR.R					Montaj Yüksekliği
		38,10 x 85,10 x 19,00						

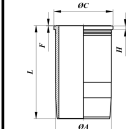
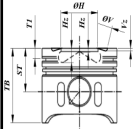


IVECO		P398 002				Ø104,00		
      	 <b>Ø104</b> RC,OCP,YP,T 4 <b>Diesel Engine :</b> Irisbus Crossway FPT Iveco Tector EuroCargo-IV F4AFE411A* F4AFE611* F4AFE612* N45ENT026* F4DFE413* F4DFE414* F4DFE613* F4DFE617* F4HFE413* F4HFE613* F4HFE614* <b>F4AFE411 A-B-C-F</b> <b>- F4AFE612 D-F-G</b> <b>Euro6 - N45 ENT</b> <b>(Tier IV) Euro4 -</b> <b>NEF6 (F4AFE611A)</b> 4-Cyl. 4485cc 118 kW - 160 PS Case, Daewoo, Fiat, Iribus	<b>P398 002 000</b> STD STD <b>P398 002 040</b> STD +0,40 <b>P398 002 060</b> STD +0,60	<b>R398 002 000</b> <b>R398 002 040</b> <b>R398 002 060</b>	<b>S398 002 000</b> <b>S398 002 040</b> <b>S398 002 060</b>				
	ST : 62,70 TB : 96,40 ØH : 75,36 Hz : -20,00 -4,50 Hx/y : -0,35 0,00 ØV : Vz : T1 : 13,55	<b>R17</b>  3,00 TR15° <b>R08</b>  2,39 SR <b>R35</b>  4,00 SR.R						
 40,00 x 87,50 x 19,00								
IVECO		P398 003				Ø104,00		
      	 <b>Ø104</b>	<b>P398 003 000</b> STD STD	<b>R398 003 000</b>	<b>S398 003 000</b>				
	ST : 65,33 TB : 104,15 ØH : 49,00 Hz : -21,40 -13,50 Hx/y : 3,00 3,50 ØV : Vz : T1 : 14,75	<b>R01</b>  2,50 SR <b>R26</b>  2,50 SR <b>R35</b>  4,00 SR						
 38,10 x 85,10 x 19,00								



IVECO		P398 004				Ø105,00		
 <p><b>Ø105</b></p> <p>S</p> <p>Diesel Engine: CO1D-45 Diesel 4156 C.C. - R. 16:00:1 Tigrotto 40 - Tractor 45/50 R, 512</p>	P398 004 000	STD	STD	R398 004 000	S398 004 000			
	<p>ST : 80,20</p> <p>TB : 145,20</p> <p>ØH : 49,70</p> <p>H<sub>z</sub> : -25,50    -20,40</p> <p>H<sub>x/y</sub> : 0,00    0,00</p> <p>ØV :</p> <p>V<sub>z</sub> :</p> <p>T1 : 13,20</p>				<p>2,50 SR</p> <p>2,50 SR</p> <p>2,50 SR</p> <p>2,50 SR</p> <p>5,00 SR.C</p> <p>5,00 SR</p>			
	 <p>38,00 x 89,00 x 22,00</p>							

IVECO		P398 005				Ø106,50		
 <p><b>Ø106,5</b></p> <p>RC,YP,T</p> <p>4</p> <p>Diesel Engine: Stage IIIA (Tier 3) 4 Cyl. 105-115 HP TUMOSAN (9115), TUMOSAN (8105),</p>	P398 005 000	STD	STD	R398 005 000	S398 005 000	L263 029 000 L263 029 001	STD Ø C :	K398 005 000 K398 005 001
	<p>ST : 65,40</p> <p>TB : 104,40</p> <p>ØH : 45,50</p> <p>H<sub>z</sub> : -23,20    -16,00</p> <p>H<sub>x/y</sub> : 6,00    3,00</p> <p>ØV :</p> <p>V<sub>z</sub> :</p> <p>T1 : 15,00</p>			<p>R16  3,10 TR15°</p> <p>R08  2,39 SR</p> <p>R35  3,50 SR.R</p>	<p>Type : DS</p> <p>Coating :</p> <p>Ø A : 109,50</p> <p>Ø C :</p> <p>H :</p> <p>L : 194,00</p> <p>F :</p>			
	 <p>38,10 x 85,10 x 19,00</p>							



IVECO

P398 006

Ø106,50



Ø106,5

P398 006 000


STD

STD

R398 006 000

S398 006 000

ST : 65,40  
TB : 104,40  
ØH : 50,00  
Hz : -23,26 -1586,00  
Hx/y : 6,00 3,00  
ØV :  
Vz :  
T1 : 15,00



38,10 x 85,10 x 19,00

R16  3,10 TR15°  
R08  2,39 SR  
R35  3,50 SR.R

Montaj Yüksekliği

IVECO

P398 101

Ø117,00



Ø117

RC,OCP,T

6

Diesel Engine : STRALIS II 360,  
CROSSWAY 360, STRALIS I  
460S36T, STRALIS II AD  
190S31, S-WAY AD190S33FP,  
TRAKKER II AD190T31, T-WAY  
AD190T36W, STRALIS II  
AD190X31, X-WAY AD300X36

F2CFE611A/B/C

Euro6,

F2CFE611D

Euro6,

6 Cyl. 294 kW - 400 PS

CASE, DAEWOO,FIAT,  
IRISBUS

P398 101 000

STD

STD

R398 101 000

S398 101 000

L263 141 000




STD

K398 101 000

ST : 80,00  
TB : 125,50  
ØH : 65,61  
Hz : -20,70 -7,00  
Hx/y : 0,00 0,00  
ØV :  
Vz :  
T1 : 10,50



52,00 x 93,20 x 25,00

R17  3,00 TR15°  
R27  2,50 SR  
R35  4,00 SR.R

Type : W





Coating :

Ø A : 129,50  
Ø C : 137,50  
H : 8,95  
L : 226,15  
F : 1,2

Montaj Yüksekliği



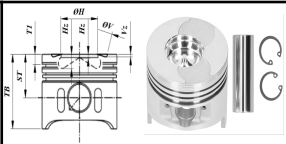



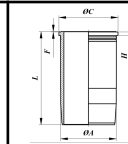


















JCB		P403 003				Ø103,00			
 <b>Ø103</b> RC Diesel Engine:	<b>P403 003 000</b> <b>P403 003 050</b>	STD STD	STD +0,50	<b>R403 003 000</b> <b>R403 003 050</b>	<b>S403 003 000</b> <b>S403 003 050</b>				
	ST : 72,24 TB : 109,20 ØH : 64,00 Hz : -17,00    -5,65 Hx/y : 0,00    0,00 ØV : Vz : T1 : 9,50	<b>R11</b>  3,00 ETR7° <b>R10</b>  2,50 SR <b>R35</b>  4,00 SR.R							
	 40,00 x 85,30 x 20,00								Montaj Yüksekliği


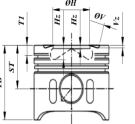



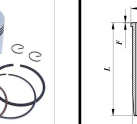
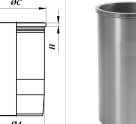







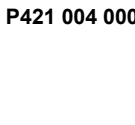


JCB		P403 004				Ø103,00			
 <b>Ø103</b> RC Diesel Engine: TC EcoMax TCA T4 444	<b>P403 004 000</b> <b>P403 004 50</b>	STD STD	STD +0,50	<b>R403 004 000</b> <b>R403 004 050</b>	<b>S403 004 000</b> <b>S403 004 50</b>				
	ST : 72,24 TB : 109,20 ØH : 76,01 Hz : -19,50    -5,00 Hx/y : 0,00    0,00 ØV : Vz : T1 : 9,90	<b>R19</b>  3,00 TR15° <b>R10</b>  2,50 SR <b>R35</b>  4,00 SR.R							
	 40,00 x 85,30 x 20,00								Montaj Yüksekliği

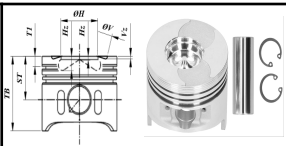













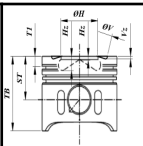



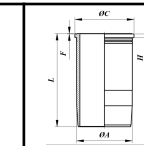















JOHN DEERE		P421 001				Ø102,00		
       	<b>P421 001 000</b> STD STD <b>R421 001 000</b> <b>S421 001 000</b> <b>L421 002 000</b> STD <b>K421 001 000</b> <b>L421 002 001</b> H : ,04 <b>K421 001 001</b>	 <p><b>Ø102</b></p> <p>RC,S 3/4/6</p> <p>Diesel Engine : <b>3164.DL 03</b> R 3, 2696 cm³, 26 - 37,5 kW (35 - 51 PS), 16,7:1 / 830 / 930 / 1020 / 1030 / 1035 / 1967....</p> <p><b>4219.DL 03</b> R 4, 3588 cm³, 50 - 53 kW (68 - 72 PS), 16,7:1 / 2030 / 2035 / 2440 / 3030 / 3130 / 1968....</p> <p><b>6329.DL 03</b> R 6, 5395 cm³, 63 - 68 kW (86 - 92 PS), 16,7:1 / 3030 / 3130 / 3135 / 4030 / 955 / 6600 / 1973...</p>	<b>ST :</b> 66,30 <b>TB :</b> 112,00 <b>ØH :</b> 54,00 <b>Hz :</b> -21,50 -13,50 <b>Hx/y :</b> 3,50 0,00 <b>ØV :</b> <b>Vz :</b> <b>T1 :</b> 17,00	<b>R16</b>  3,16 TR15° <b>R07</b>  2,39 SR <b>R35</b>  5,00 SR.R	<b>Type :</b> W <b>Coating :</b> <b>Ø A :</b> 111 <b>Ø C :</b> 125 <b>H :</b> 6 <b>L :</b> 197 <b>F :</b> 0,75		<b>Montaj Yüksekliği</b> + 0,70 / 0	
	 <p>34,93 x 84,00 x 19,00</p>							
JOHN DEERE		P421 002				Ø102,00		
 <p><b>Ø102</b></p> <p>3/4/6</p> <p>Diesel Engine : <b>SEE : 345 K00200</b> (WITHOUT RING CARRIER (ALFIN))</p>	<b>P421 002 000</b> STD STD <b>R421 002 000</b> <b>S421 002 000</b> <b>L421 007 000</b> STD <b>K421 002 000</b> <b>L421 007 001</b> H : ,04 <b>K421 002 001</b>		<b>ST :</b> 66,30 <b>TB :</b> 112,00 <b>ØH :</b> 54,00 <b>Hz :</b> -21,50 -13,00 <b>Hx/y :</b> 3,50 0,00 <b>ØV :</b> <b>Vz :</b> <b>T1 :</b> 17,00	<b>R16</b>  3,16 TR15° <b>R06</b>  2,39 SR <b>R35</b>  5,00 SR.R	<b>Type :</b> W <b>Coating :</b> <b>Ø A :</b> 111 <b>Ø C :</b> 125 <b>H :</b> 6 <b>L :</b> 197 <b>F :</b> 0,75		<b>Montaj Yüksekliği</b>	
	 <p>34,93 x 84,00 x 19,00</p>							















JOHN DEERE		P421 003				JOHN DEERE			Ø102,00
 <p><b>Ø102</b></p> <p>S</p> <p>3/4/6</p> <p>Diesel Engine :</p> <p><b>3164 DL O1</b> 2690 cc 42 kW (57PS) 16,7:1 1520 Tractor 1967-....</p> <p><b>4219 DL O1</b> 3588 cc 54 kW (72 PS) 16,7:1 2120 Tractor 1968-1973...</p> <p><b>6329 DL O1</b> 5395 cc 67 kW (90 PS) 16,7:1 3120 Tractor, 630 BD 1968-1973...</p>	P421 003 000	STD	STD	R421 003 000	S421 003 000	L421 008 000	STD	K421 003 000	
	       	<p>ST : 57,30</p> <p>TB : 103,10</p> <p>ØH : 58,50</p> <p>Hz : -16,50 -7,80</p> <p>Hx/y : 4,50 0,00</p> <p>ØV :</p> <p>Vz :</p> <p>T1 : 12,50</p>	<p>R16  3,16 TR15°</p> <p>R08  2,39 SR</p> <p>R35  5,00 SR.R</p>	<p>Type : W</p> <p>Coating :</p> <p>Ø A : 111,00</p> <p>Ø C : 125,00</p> <p>H : 6,045</p> <p>L : 197,00</p> <p>F : 0,80</p>	<p>Montaj Yüksekliği</p> <p>+ 0,70 / 0</p>				
 <p>30,16 x 84,80 x 16,00</p>									
JOHN DEERE		P421 004				JOHN DEERE			Ø106,50
 <p><b>Ø106,5</b></p> <p>RC,S</p> <p>3/4/6</p> <p>Diesel Engine :</p> <p><b>3239 DL O1</b>, R 3 Diesel, 2938 ccm 41 kW (56 PS) 16,2:1 / 3030, 3040, 3050, 3130, 3140, 3350, 3640</p> <p><b>4239 DL O1</b>, R 4 Diesel, 3918 ccm 46-55 kW (62-75 PS) 16,2:1 / 1040, 1140, 1350, 1447, 1550, 1630, 1640, 1745, 1750, 1950, 2040, 2850, 840, 940</p> <p><b>6359 DL, DLO1, TZ O1, TZ O2</b>, R 6 Diesel, 5876 ccm, 66-82,5 kW (90-112 PS) 16,2:1 / 1040, 1140, 1350, 1447, 1550, 1630, 1640, 1745, 1750, 1840, 1845, 1850, 1950, 2030, 2040, 2130, 2140, 2250, 2450, 2650, 2850, 3040, 3140</p>	P421 004 000	STD	STD	R421 004 000	S421 004 000	L421 009 000	STD	K421 004 000	
	  								

JOHN DEERE		P421 005				Ø106,50		
 <p><b>IP</b> <b>INNOPISTON</b> PISTON - LINER - RING</p>	<b>P421 005 000</b>	STD	STD	<b>R421 005 000</b>	<b>S421 005 000</b>	<b>L421 010 000</b>	STD	<b>K421 005 000</b>
	 <p><b>Ø106,5</b></p> <p>RC,S 4/6</p> <p>Diesel Engine: <b>4045 T, 5276 T</b> 4/6 Sil. 340D, 344D, 448D, 6100, 6200, 6300, 6500, 6510, 6800, 6900, SE6400 1998-....</p> <p>ST : 71,70 TB : 120,00 ØH : 60,20 Hz : -22,00 -16,50 Hx/y : 3,50 0,00 ØV : Vz : T1 : 4,45</p>  <p>41,28 x 84,00 x 22,00</p>				<p><b>R16</b>  3,15 TR15° <b>R06</b>  2,39 SR <b>R35</b>  3,47 SR.R</p>		<p>Type : W Coating : Ø A : 115,75 Ø C : 125,90 H : 6,05 L : 219,00 F : 0,8</p>	
JOHN DEERE		P421 006				Ø106,50		
 <p><b>IP</b> <b>INNOPISTON</b> PISTON - LINER - RING</p>	<b>P421 006 000</b>	STD	STD	<b>R421 006 000</b>	<b>S421 006 000</b>	<b>L421 011 000</b>	STD	<b>K421 006 000</b>
	 <p><b>Ø106,5</b></p> <p>RC,S 3/4/6</p> <p>Diesel Engine : <b>3179 T</b>, R 3, Diesel 2940 cc 59 kW (80 Ps) 16,8:1 <b>4039 T, 4039 A,</b> <b>4045 T</b>, R 4 Diesel 3920 cc 82 kW (110 Ps) 17,8:1 <b>6359 A, 6059 T,</b> <b>300 T, 6068T</b>, R 6 Diesel 5876 cc 130 kW (176 Ps) 16,8:1 6506, 6800, 6900, 7400, 7600, ... 1997-....</p> <p>ST : 66,30 TB : 112,00 ØH : 58,50 Hz : -18,80 -13,00 Hx/y : 3,50 0,00 ØV : Vz : T1 : 4,95</p>  <p>41,28 x 84,00 x 22,00</p>				<p><b>R16</b>  3,16 TR15° <b>R06</b>  2,39 SR <b>R35</b>  3,47 SR.R</p>		<p>Type : W Coating : Ø A : 115,7 Ø C : 126 H : 6 L : 196,5 F : 0,80</p>	<p>Montaj Yüksekliği + 0,14 / + 0,20</p>
						<p><b>C421 117 350</b> 1 x 117*3,50 <b>C421 099 230</b> 1117,07353 <b>C421 099 230</b> 1 x 99*2,3*3,8</p>		

JOHN DEERE		P421 007				JOHN DEERE			
       									
 <p><b>Ø106,5</b></p> <p>RC2</p> <p>6</p> <p><b>Diesel Engine :</b> 6068 6.8 T/H  <b>Agricultural;</b> 640GIII 7210J,  640 H 7225J, 648GIII 7430E,  6830 7530, 648H 7630, 848H  9540IWTS, 2954D 9570STS,  4730 9580I WTS, 5430 T550  <b>Construction;</b> 240DLC 670G,  250GLC 670GP, 270DLC  672G, 290GLC 672GP, 624K  764  <b>HI POWER;</b> HJW 205 T6</p>		P421 007 000	STD	STD	R421 007 000	S421 007 000			
		ST :	71,70		R16	 3,16	TR15°		
		TB :	108,50		R11	 2,39	ETR7°		
		ØH :	78,00		R35	 3,47	SR.R		
		Hz :	-14,50	-4,50					
		Hx/y :	0,00	0,00					
		ØV :							
		Vz :	0,00	0,00				Montaj Yüksekliği	
		T1 :	8,60						
 <p>41,28 x 76,00 x 19,00</p>									
JOHN DEERE		P421 008				JOHN DEERE			
 <p><b>Ø106,5</b></p> <p>RC2,T</p> <p>6</p> <p><b>Diesel Engine :</b> 6.8L  <b>POWERTech TIER 3</b>  6 Cyl. 6800cc 139-225 Hp  7630, 7730, 7830, 7930 2011....  <b>Agricultural Tractor;</b> 6430  Premium (Engine -  4045HL481), 6534  Premium (Engine -  4045HL481), 7130  Premium (Engine -  4045HRW50), 7195J  (Engine - 6068HBM01),  7210J (Engine  6068HBM01), 7630  (Engine - 6068HRW64),  7730 (Engine -  6068HRW64), 7830  (Engine - 6068HRW65),  7930 (Engine -  6068HRW78) <b>Combine  Harvester;</b> 9540IWTS,  9570STS, S550 STS,  T550, W540, W550,  W650</p>		P421 008 000	STD	STD	R421 008 000	S421 008 000	L421 012 000	STD	K421 008 000
		ST :	71,70		R16	 3,16	TR15°	Type : W	
		TB :	108,50		R11	 2,39	ETR7°	Coating :	
		ØH :	78,00		R35	 3,47	SR.R	Ø A : 120,00	
		Hz :	-14,50	-4,50				Ø C : 125,90	
		Hx/y :	0,00	0,00				H : 6,05	
		ØV :						L : 219,00	
		Vz :						F : 0,80	
		T1 :	8,60					Montaj Yüksekliği + 0,07 / + 0,25	
 <p>41,28 x 76,00 x 19,00</p>									



JOHN DEERE		P421 011				JOHN DEERE			Ø106,50
  <b>Ø106,5</b> RC,T 4/6 Diesel Engine: 4,5L / 6,8L <b>4045 D/T</b> 4 Cyl. 60,4-66,4 Kw (81-89 Hp) 17:1 5410,5510,6700,5615,5715 2001-....	P421 011 000	STD	STD	R421 011 000	S421 011 000	L421 014 000	STD	K421 011 000	
	ST : 71,72 TB : 100,50 ØH : 57,50 Hz : -23,80 -7,80 Hx/y : 3,50 0,00 ØV : Vz : T1 : 5,40	 34,92 x 71,70 x 18,00		R16  2,39 TR6° R07  2,39 SR R35  3,47 SR.R	Type : W Coating : Ø A : 115,75 Ø C : 125,00 H : 6,05 L : 219,00 F : 0,8	C421 117 350 1 x 117*3,50 C421 117 353 1117,07353 C421 099 230 1 x 99*2,3*3,8	Montaj Yüksekliği 0 / 0,15		
  <b>Ø106,5</b> RC 4/6 Diesel Engine: 4045 HFG81, 4045 HFS80, 4045 HFS85, 4045 HFU81, 4045 HF280, 4045 HMK80, 4045 TF280, 4045 TF281, 4045 TF290 5100M,5070M,5080M,50 90M,5080G,5090G,5090 GH,5080GF,5080GV,50 90GV,5100GF,5100GV, 5083E,5093E,5083E,50 93E,5083EN,5093EN,51 01EN	P421 012 000	STD	STD	R421 012 000	S421 012 000	L421 013 000	STD	K421 012 000	
	ST : 71,72 TB : 100,50 ØH : 57,50 Hz : -21,30 -6,40 Hx/y : 3,50 0,00 ØV : Vz : T1 : 5,50	 34,92 x 71,70 x 18,00		R16  3,16 TR15° R08  2,39 SR R35  3,47 SR.R	Type : W Coating : Ø A : 115,75 Ø C : 125,00 H : 6,05 L : 219,00 F : 0,8	Montaj Yüksekliği			



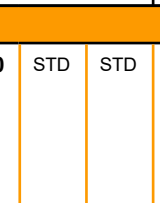




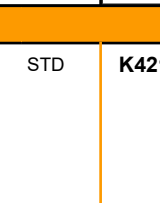


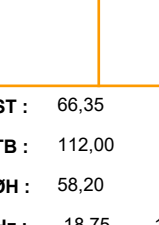



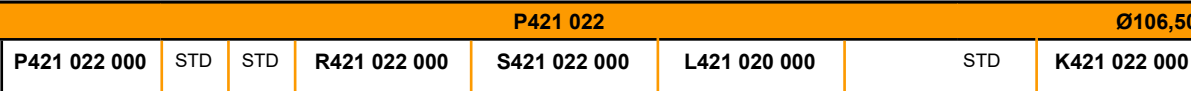

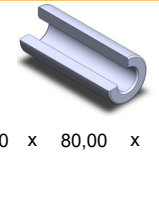





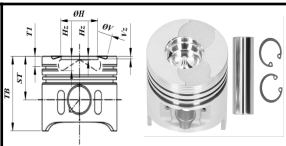



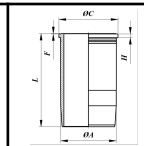








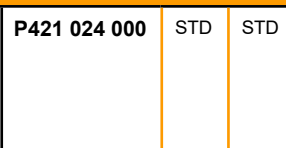

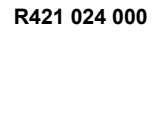













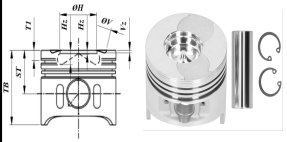



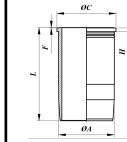


















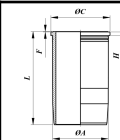
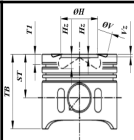




JOHN DEERE		P421 021						Ø106,50	
        	 <b>Ø106,5</b> RC 3/4/6 <b>Diesel Engine :</b> 3239 D, 2938 ccm Tractor 1040, 4239 D, 3920 ccm Tractor 1640, 4239 DL, 3920 ccm Tractor 1640, 6359 D 02, 5880 ccm Tractor 3040, 6359 DL 02,5880 ccm Tractor 3040, 300 NA, 3179 D 2940 ccm / 300 NA, 4039 D 3920 ccm / 300 NA, 4045 D 4524 ccm	P421 021 000	STD	STD	R421 021 000	S421 021 000	L421 019 000	STD	K421 021 000
	ST : 66,35 TB : 112,00 ØH : 58,20 Hz : -18,75    -14,40 Hx/y : 3,50    0,00 ØV : Vz : T1 : 14,60	 34,93 x 84,00 x 19,00	R16  3,16 TR15° R06  2,39 SR R35  3,47 SR	Type : W Coating : Ø A : 115,7 Ø C : 126 H : 6 L : 196,5 F : 0,75	Montaj Yüksekliği				
JOHN DEERE		P421 022						Ø106,50	
  <b>Ø106,5</b> RC <b>Diesel Engine:</b> Tractor Seri: 5003, 5103 (AUS), 5203 (AUS), 5303 (AUS), 5303 (Europe), 5303 (USA), 5403 (AUS), 5403 (Europe), 5403 (North Africa), 5403 (South Africa), 5403 (South America), 5403 (TUR), 5403 (USA), 5503 (Europe), 5503 (TUR) Serie: 5010 5310S, 5410 (Europe), 5410 (IND), 5610 (Asia), 5610 (IND).	P421 022 000	STD	STD	R421 022 000	S421 022 000	L421 020 000	STD	K421 022 000	
	ST : 66,30 TB : 95,30 ØH : 55,20 Hz : -21,60    -6,30 Hx/y : 3,50    0,00 ØV : Vz : T1 : 5,00	 32,00 x 80,00 x 16,00	R16  2,39 TR6° R07  2,39 SR R35  3,50 SR.R	Type : W Coating : Ø A : 115,70 Ø C : 126,00 H : 6,045 L : 196,81 F : 0,80	Montaj Yüksekliği				

JOHN DEERE		P421 023				Ø106,50		
      	<b>P421 023 000</b>	STD	STD	<b>R421 023 000</b>	<b>S421 023 000</b>	<b>L421 020 000</b>	STD	<b>K421 023 000</b>
	 <p><b>Ø106,5</b></p> <p>RC</p> <p>Diesel Engine: Tractor Serie: 5003 5103 (AUS), 5203 (AUS), 5303 (AUS), 5303 (Europe), 5303 (USA), 5403 (AUS), 5403 (Europe), 5403 (North Africa), 5403 (South Africa), 5403 (South America), 5403 (TUR), 5403 (USA), 5503 (Europe), 5503 (TUR), Serie: 5010 5310S, 5410 (Europe), 5410 (IND), 5610 (Asia), 5610 (IND),</p>	<p>ST : 66,30</p> <p>TB : 95,30</p> <p>ØH : 55,20</p> <p>Hz : -21,60 -6,30</p> <p>Hx/y : 3,50 0,00</p> <p>ØV :</p> <p>Vz :</p> <p>T1 : 5,00</p>	<p><b>R16</b>  2,39 TR6°</p> <p><b>R07</b>  2,39 SR</p> <p><b>R35</b>  3,50 SR.R</p>	<p>Type : W</p> <p>Coating :</p> <p>Ø A : 115,70</p> <p>Ø C : 126,00</p> <p>H : 6,045</p> <p>L : 196,81</p> <p>F : 0,80</p>		<p>Montaj Yüksekliği</p>		
 <p>32,00 x 80,00 x 16,00</p>								
JOHN DEERE		P421 024				Ø106,50		
      	<b>P421 024 000</b>	STD	STD	<b>R421 024 000</b>	<b>S421 024 000</b>	<b>L421 020 000</b>	STD	<b>K421 024 000</b>
	 <p><b>Ø106,5</b></p> <p>RC,T</p> <p>Diesel Engine: 3029D (2.9L) 3 Cyl. 60 - 65 - 75 Hp 5060E, 5065E, 5075E</p>	<p>ST : 66,30</p> <p>TB : 95,30</p> <p>ØH : 55,20</p> <p>Hz : -20,05 -6,30</p> <p>Hx/y : 3,50 0,00</p> <p>ØV :</p> <p>Vz :</p> <p>T1 : 5,00</p>	<p><b>R16</b>  2,39 TR6°</p> <p><b>R07</b>  2,39 SR</p> <p><b>R35</b>  3,50 SR.R</p>	<p>Type : W</p> <p>Coating :</p> <p>Ø A : 115,70</p> <p>Ø C : 126,00</p> <p>H : 6,045</p> <p>L : 196,81</p> <p>F : 0,80</p>		<p>Montaj Yüksekliği</p>		
 <p>32,00 x 80,00 x 16,00</p>								

JOHN DEERE		P421 025				Ø106,50		
        	 <p><b>Ø106,5</b></p> <p>RC,T,YP</p> <p>6</p> <p>Diesel Engine : 6068H Tier 3 6 Cyl. 180 - 275 Hp 540H, 548H, 624J, 640G, 648H Loader, Jeneratör 2011....</p> <p><b>Serie : 6005</b> 6225, 6325, 6425 (Europe), 6525 / <b>Serie :</b> <b>6030</b> 6130, 6230 (Europe), 6230 (USA), 6230 PR (USA), 6330 (Europe), 6330 (USA), 6330 PR (USA), 6430 (Europe), 6530, 6630, 6830, 6930 / <b>Serie :</b> <b>7030</b> 7130, 7130 PR (Powertech E), 7230, 7230PR, 7330, 7430PR (USA)</p>	<p>P421 025 000</p> <p>STD</p> <p>STD</p>	<p>R421 025 000</p> <p>S421 025 000</p> <p>L421 010 000</p> <p>STD</p> <p>K421 025 000</p>	<p>ST : 71,65</p> <p>TB : 108,65</p> <p>ØH : 75,80</p> <p>Hz : -13,55 -4,00</p> <p>Hx/y : 2,75 0,00</p> <p>ØV : </p> <p>Vz : 0,00 0,00</p> <p>T1 : 5,45</p>	<p>R16  3,16 TR15°</p> <p>R08  2,39 SR</p> <p>R35  3,47 SR.R</p>	<p>Type : W</p> <p>Coating :</p> <p>Ø A : 115,75</p> <p>Ø C : 125,90</p> <p>H : 6,05</p> <p>L : 219,00</p> <p>F : 0,8</p>	<p>41,28 x 76,00 x 19,00</p> 	<p>Montaj Yüksekliği</p>
	<p>41,28 x 76,00 x 19,00</p> 	<p>Montaj Yüksekliği</p>						
JOHN DEERE		P421 026				Ø106,50		
  <p><b>Ø106,5</b></p>	<p>P421 026 000</p> <p>STD</p> <p>STD</p>	<p>R421 026 000</p> <p>S421 026 000</p>	<p>ST : 71,70</p> <p>TB : 108,50</p> <p>ØH : 78,00</p> <p>Hz : -14,55</p> <p>Hx/y :</p> <p>ØV :</p> <p>Vz : 0,00 0,00</p> <p>T1 : 4,20</p>	<p>R16  3,16 TR15°</p> <p>R28  2,39</p> <p>R35  3,47</p>	<p>41,28 x 76,00 x 19,00</p> 	<p>Montaj Yüksekliği</p>		
	<p>41,28 x 76,00 x 19,00</p> 	<p>Montaj Yüksekliği</p>						



JOHN DEERE

P421 027

Ø106,50



Ø106,5

RC,S


Diesel Engine :

<b>P421 027 000</b>	STD	STD	<b>R421 027 000</b>	<b>S421 027 000</b>			
---------------------	-----	-----	---------------------	---------------------	--	--	--

**ST :** 72,20  
**TB :** 109,10  
**ØH :** 77,80  
**Hz :** -14,20    -4,50  
**Hx/y :** 0,00    0,00  
**ØV :**  
**Vz :** 0,00    0,00  
**T1 :** 5,40

**R16**  3,00 TR15°  
**R06**  2,00 SR  
**R35**  3,00 SR.R

Montaj Yüksekliği



41,28 x 76,00 x 19,00

JOHN DEERE

P421 028

Ø106,50




Ø106,5

RC,S


Diesel Engine :

<b>P421 028 000</b>	STD	STD	<b>R421 028 000</b>	<b>S421 028 000</b>			
---------------------	-----	-----	---------------------	---------------------	--	--	--


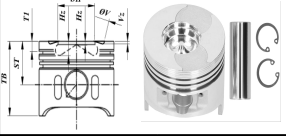


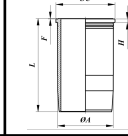








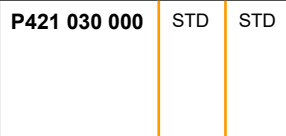

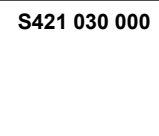








**ST :** 72,20  
**TB :** 109,10  
**ØH :** 78,00  
**Hz :** -13,90    -3,50  
**Hx/y :** 0,00    0,00  
**ØV :**  
**Vz :** 0,00    0,00  
**T1 :** 5,40

**R16**  3,00 TR15°  
**R06**  2,00 SR  
**R35**  3,00 SR.R

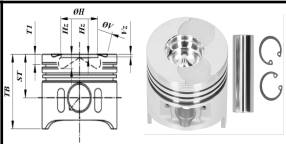



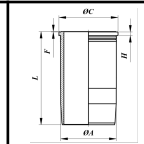







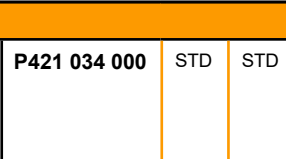

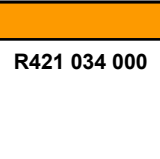
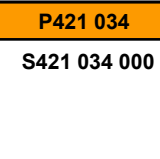








Montaj Yüksekliği



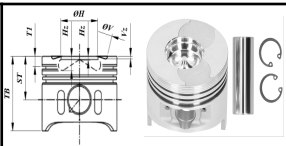



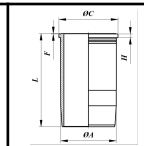







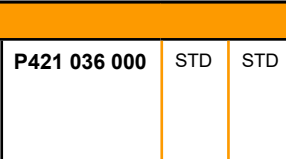


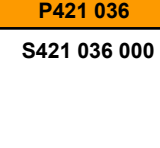


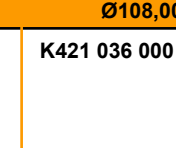





41,28 x 76,00 x 19,00

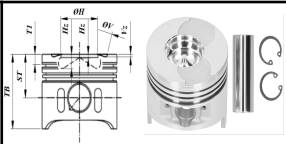



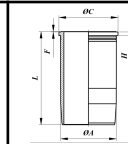








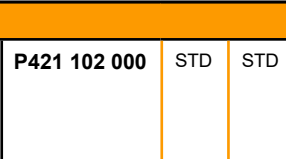





JOHN DEERE		P421 029				Ø106,50		
      	<b>P421 029 000</b> STD STD <b>R421 029 000</b> <b>S421 029 000</b>							
		 <p><b>Ø106,5</b></p> <p>RC,S</p> <p>Diesel Engine : TIER 4 4045</p>		<p>ST : 72,20</p> <p>TB : 109,10</p> <p>ØH : 58,51</p> <p>H<sub>z</sub> : -20,00 -5,35</p> <p>H<sub>x/y</sub> : 0,00 0,00</p> <p>ØV :</p> <p>V<sub>z</sub> : 0,00 0,00</p> <p>T1 : 5,40</p>		<p><b>R16</b>  3,00 TR15°</p> <p><b>R06</b>  2,00 SR</p> <p><b>R35</b>  3,00 SR.R</p>		
 <p>41,28 x 76,00 x 19,00</p>								Montaj Yüksekliği
JOHN DEERE		P421 030				Ø106,50		
      	<b>P421 030 000</b> STD STD <b>R421 030 000</b> <b>S421 030 000</b>							
		 <p><b>Ø106,5</b></p> <p>RC,T</p> <p>Diesel Engine :</p>		<p>ST : 66,30</p> <p>TB : 95,30</p> <p>ØH : 72,00</p> <p>H<sub>z</sub> : -13,60 -4,50</p> <p>H<sub>x/y</sub> : 3,00 0,00</p> <p>ØV :</p> <p>V<sub>z</sub> :</p> <p>T1 : 7,85</p>		<p><b>R16</b>  2,39 TR6°</p> <p><b>R07</b>  2,39 SR</p> <p><b>R35</b>  3,47 SR.R</p>		
 <p>32,00 x 80,00 x 16,00</p>								




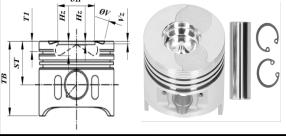


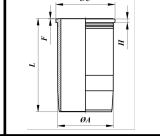









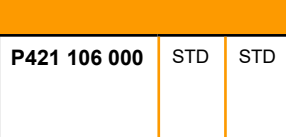

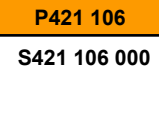
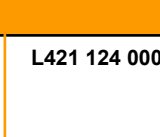

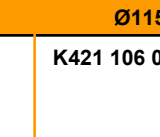






JOHN DEERE		P421 033				Ø106,50			
      	 <p><b>Ø106,5</b></p> <p>RC,OCP,T 4</p> <p>Diesel Engine: 624K, 250GLC, 750K, 850K 6175R, 6195R, 6215R, R4040I, W235</p>	P421 033 000	STD	STD	R421 033 000	S421 033 000			
	<p>ST : 72,20</p> <p>TB : 109,00</p> <p>ØH : 77,35</p> <p>Hz : -14,00    -3,50</p> <p>Hx/y : 0,00    0,00</p> <p>ØV :</p> <p>Vz :</p> <p>T1 : 9,15</p>	<p>R16  3,00 TR15°</p> <p>R28  2,00 SR</p> <p>R35  3,00 SR.R</p>							
 <p>41,28 x 84,00 x 22,00</p>									Montaj Yüksekliği
JOHN DEERE		P421 034				Ø108,00			
      	 <p><b>Ø108</b></p> <p>RC,S 4</p> <p>Diesel Engine: <b>4270 D</b> 4-Cyl. 4400 cc 3000 Serisi 4000 Serisi</p>	P421 034 000	STD	STD	R421 034 000	S421 034 000	L421 021 000	STD	K421 034 000
	<p>ST : 69,95</p> <p>TB : 124,30</p> <p>ØH : 63,40</p> <p>Hz : -18,10    -11,90</p> <p>Hx/y : 2,50    0,00</p> <p>ØV :</p> <p>Vz :</p> <p>T1 : 17,00</p>	<p>R16  3,17 TR15°</p> <p>R07  2,39 SR</p> <p>R35  6,34 SR.R</p>					<p>Type : W</p> <p>Coating :</p> <p>Ø A : 117,52</p> <p>Ø C : 131,52</p> <p>H : 6,44</p> <p>L : 232,5</p> <p>F : 0,61</p>		
 <p>38,10 x 85,10 x 19,00</p>									








JOHN DEERE		P421 035				Ø108,00			
      	 <p><b>Ø108</b></p> <p>RC,S</p> <p>4/6</p> <p>Diesel Engine: <b>4270 D</b></p> <p>4-Cyl. 3010 TRK,3020 TRK,500, 500A, 500B</p> <p><b>6404 D</b></p> <p>6-Cyl. 4010 TRK, 4020 TRK, 600</p>	P421 035 000	STD	STD	R421 035 000	S421 035 000	L421 022 000 L421 022 001	STD Ø A : -,03	K421 035 000 K421 035 001
	<p>ST : 70,10</p> <p>TB : 124,60</p> <p>ØH : 69,20</p> <p>Hz : -14,80 -3,80</p> <p>Hx/y : 3,00 0,00</p> <p>ØV :</p> <p>Vz :</p> <p>T1 : 17,25</p>	<p>R16  3,17 TR15°</p> <p>R07  2,39 SR</p> <p>R35  6,34 SR.R</p>	<p>Type : W</p> <p>Coating :</p> <p>Ø A : 117,55</p> <p>Ø C : 130,25</p> <p>H : 6,42</p> <p>L : 233,00</p> <p>F : 1,00</p>	<p>Montaj Yüksekliği</p>					
 <p>38,10 x 85,10 x 19,00</p>									
JOHN DEERE		P421 036				Ø108,00			
      	 <p><b>Ø108</b></p> <p>RC,T</p> <p>6</p> <p>Diesel Engine: <b>6404D</b></p> <p>6 Cyl. 6600 cc 4000 Serisi</p>	P421 036 000	STD	STD	R421 036 000	S421 036 000	L421 023 000	STD	K421 036 000
	<p>ST : 70,10</p> <p>TB : 124,70</p> <p>ØH : 63,40</p> <p>Hz : -18,75 -12,50</p> <p>Hx/y : 2,25 0,00</p> <p>ØV :</p> <p>Vz :</p> <p>T1 : 10,50</p>	<p>R16  3,17 TR15°</p> <p>R08  2,39 SR</p> <p>R35  4,75 SR.R</p>	<p>Type : W</p> <p>Coating :</p> <p>Ø A : 117,52</p> <p>Ø C : 131,52</p> <p>H : 6,44</p> <p>L : 232,50</p> <p>F : 0,61</p>	<p>Montaj Yüksekliği</p>					
 <p>38,10 x 85,10 x 19,00</p>									

JOHN DEERE		P421 101						Ø115,90	
       	 <p><b>Ø115,9</b></p> <p>RC2,T 6</p> <p>Diesel Engine : <b>6466 D</b>, 6 Cyl. 4250,4440,5720,7720,9940 6466 AF, Turbo-Aftercooled Scraper JD 762A, Wheel Tractor 4040, 4050, 4455, 4650,4850,8440,8460, 8430 Serie, 466A,466T, Turbo</p>	P421 101 000	STD	STD	R421 101 000	S421 101 000	L421 124 000	STD	K421 101 000
	<p>ST : 70,30</p> <p>TB : 124,90</p> <p>ØH : 68,60</p> <p>Hz : -19,60 -13,50</p> <p>Hx/y : 0,00 0,00</p> <p>ØV : 52,00 52,00</p> <p>Vz : -2,20 -2,20</p> <p>T1 : 8,90</p>	<p>R16  3,96 TR15°</p> <p>R19  3,96 TR15°</p> <p>R35  4,75 SR.R</p>	<p>Type : W</p> <p>Coating :</p> <p>Ø A : 125,08</p> <p>Ø C : 135,2</p> <p>H : 8,2</p> <p>L : 232,70</p> <p>F : 1,2</p>	<p>Montaj Yüksekliği</p>					
 <p>47,61 x 91,00 x 19,00</p>									
JOHN DEERE		P421 102						Ø115,90	
  <p><b>Ø115,9</b></p> <p>RC2,T 6</p> <p>Diesel Engine : 8,1L <b>6081 D</b> 6 cyl 8100 cc 7000 series 8000 series John Deere</p> <p>Tractor Serie: 7000 7700, 7800, Serie: 7010 7710 (=&gt;089999 ), 7810 (USA) (=&gt;089999 ), Serie: 7020 7820 (USA), 7920, Serie: 8000 8100 (010000=&gt; ), 8100T, 8200 (010000=&gt; ), 8200T, 8300 (010000=&gt; ), 8300T, 8400, 8400T, Serie: 8010 8110, 8110T, 8210, 8210T, 8310, 8310T, Serie: 8020 8120, 8120T, 8220</p>	P421 102 000	STD	STD	R421 102 000	S421 102 000	L421 125 000	STD	K421 102 000	
	<p>ST : 66,40</p> <p>TB : 111,50</p> <p>ØH : 73,00</p> <p>Hz : -15,30 -6,00</p> <p>Hx/y : 5,50 0,00</p> <p>ØV :</p> <p>Vz :</p> <p>T1 : 7,55</p>	<p>R16  3,96 TR15°</p> <p>R19  3,25 ETR7°</p> <p>R35  4,00 SR.R</p>	<p>Type : W</p> <p>Coating :</p> <p>Ø A : 125,05</p> <p>Ø C : 135,20</p> <p>H : 12,00</p> <p>L : 228,00</p> <p>F : 1,20</p>	<p>Montaj Yüksekliği + 0,30 / + 0,50</p>					
 <p>47,61 x 91,00 x 19,00</p>									








JOHN DEERE		P421 105						Ø115,90	
      	<b>P421 105 000</b>	STD	STD	<b>R421 105 000</b>	<b>S421 105 000</b>	<b>L421 124 000</b>	STD	<b>K421 105 000</b>	
	 <p><b>Ø115,9</b></p> <p>RC2,T 6 Diesel Engine : <b>6466A, 6466T</b></p>								
	<p>ST : 70,30</p> <p>TB : 124,90</p> <p>ØH : 68,60</p> <p>H<sub>z</sub> : -19,60    -13,30</p> <p>H<sub>x/y</sub> : 0,00    0,00</p> <p>ØV : 51,50    51,50</p> <p>V<sub>z</sub> : -2,20    -2,20</p> <p>T1 : 17,10</p>		<p><b>R16</b>  3,96 TR15°</p> <p><b>R19</b>  3,96 TR15°</p> <p><b>R35</b>  4,75 SR.R</p>		<p>Type : W</p> <p>Coating :</p> <p>Ø A : 125,08</p> <p>Ø C : 135,2</p> <p>H : 8,2</p> <p>L : 232,70</p> <p>F : 1,2</p>		<p>Montaj Yüksekliği</p>		
 <p>47,61 x 91,00 x 19,00</p>									
JOHN DEERE		P421 106						Ø115,90	
      	<b>P421 106 000</b>	STD	STD	<b>R421 106 000</b>	<b>S421 106 000</b>	<b>L421 124 000</b>	STD	<b>K421 106 000</b>	
	 <p><b>Ø115,9</b></p> <p>RC2 6 Diesel Engine :</p>								
	<p>ST : 70,30</p> <p>TB : 124,90</p> <p>ØH : 68,60</p> <p>H<sub>z</sub> : -20,90    -14,40</p> <p>H<sub>x/y</sub> : 0,00    0,00</p> <p>ØV : 51,50    51,50</p> <p>V<sub>z</sub> : -2,20    -2,20</p> <p>T1 : 17,15</p>		<p><b>R16</b>  3,96 TR15°</p> <p><b>R19</b>  3,96 TR15°</p> <p><b>R35</b>  4,75 SR</p>		<p>Type : W</p> <p>Coating :</p> <p>Ø A : 125,08</p> <p>Ø C : 135,2</p> <p>H : 8,2</p> <p>L : 232,70</p> <p>F : 1,2</p>		<p>Montaj Yüksekliği</p>		
 <p>47,61 x 91,00 x 19,00</p>									

JOHN DEERE		P421 107						Ø115,90	
 <p><b>Ø115,9</b></p> <p>RC2 6 Diesel Engine :</p>	P421 107 000	STD	STD	R421 107 000	S421 107 000	L421 125 000	STD	K421 107 000	
	<p>ST : 66,60</p> <p>TB : 116,80</p> <p>ØH : 73,00</p> <p>Hz : -15,40    -5,90</p> <p>Hx/y : -6,00    0,00</p> <p>ØV :</p> <p>Vz :</p> <p>T1 : 6,90</p>	<p><b>R16</b>  3,96 TR15°</p> <p><b>R11</b>  3,17 ETR7°</p> <p><b>R35</b>  4,00 SR</p>			<p>Type : W</p> <p>Coating :</p> <p>Ø A : 125,05</p> <p>Ø C : 135,20</p> <p>H : 12,00</p> <p>L : 228,00</p> <p>F : 1,20</p>		Montaj Yüksekliği		
	 <p>47,61 x 91,00 x 19,00</p>								
JOHN DEERE		P421 108						Ø118,50	
<p><b>Ø118,5</b></p>		STD							
	<p>ST :</p> <p>TB :</p> <p>ØH :</p> <p>Hz :</p> <p>Hx/y :</p> <p>ØV :</p> <p>Vz :</p> <p>T1 :</p>								
	<p>x            x</p>								



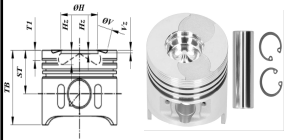



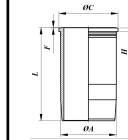







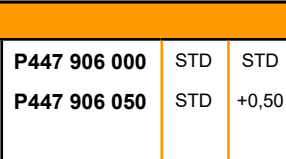
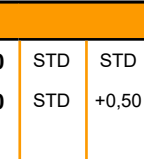
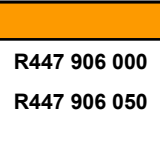
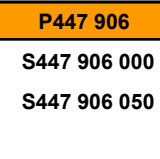








**KOMATSU P447 901 Ø94,00**

 <p><b>Ø94</b> RC,SP Diesel Engine:</p>	<p><b>P447 901 000</b> STD STD <b>R447 901 000</b> <b>S447 901 000</b></p> <p><b>P447 901 050</b> STD +0,50 <b>R447 901 050</b> <b>S447 901 050</b></p> <p><b>P447 901 001</b> STD +1,00 <b>R447 901 001</b> <b>S447 901 001</b></p>							
	<p>ST : 55,00 TB : 98,80 ØH : 47,80 Hz : -17,05 -8,80 Hx/y : 0,00 0,00 ØV : Vz : T1 : 8,50</p>	<p><b>R16</b>  2,00 ETR7 <b>R19</b>  2,00 SR <b>R35</b>  3,00</p>						
	 <p>30,00 x 72,00 x 19,00</p>							Montaj Yüksekliği


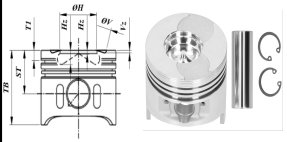


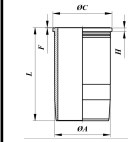







**KOMATSU P447 902 Ø94,00**

<p><b>Ø94</b></p>	<p><b>P447 902 000</b> STD STD <b>R447 902 000</b> <b>S447 902 000</b></p>						
	<p>ST : TB : ØH : Hz : Hx/y : ØV : Vz : T1 :</p>						Montaj Yüksekliği
	<p>x x</p>						



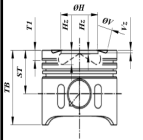



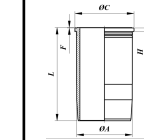










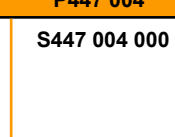





KOMATSU		P447 905				Ø95,00			
      	 <b>Ø95</b>	<b>P447 905 000</b> <b>P447 905 050</b>	STD STD +0,50	STD +0,50	<b>R447 905 000</b> <b>R447 905 050</b>	<b>S447 905 000</b> <b>S447 905 050</b>			
	ST : 51,20 TB : 94,20 ØH : 56,00 Hz : -19,65 -9,65 Hx/y : 4,50 1,50 ØV : 41,50 47,50 Vz : -0,90 -0,80 T1 : 13,85	<b>R16</b>  2,50 TR15° <b>R11</b>  2,30 ETR7° <b>R35</b>  4,00 SR							
 30,00 x 74,00 x 11,00									Montaj Yüksekliği
KOMATSU		P447 906				Ø95,00			
      	 <b>Ø95</b> SP 4 Diesel Engine: 4D95-L-W-1 Loader WA-40-1 1001 UP WA 70-1 sn 11437 - UP, 11437 UP	<b>P447 906 000</b> <b>P447 906 050</b>	STD STD +0,50	STD +0,50	<b>R447 906 000</b> <b>R447 906 050</b>	<b>S447 906 000</b> <b>S447 906 050</b>			
	ST : 51,00 TB : 94,10 ØH : Hz : -2,00 -3,25 Hx/y : ØV : Vz : T1 : 14,30	<b>R11</b>  2,20 ETR7° <b>R06</b>  2,00 SR <b>R35</b>  4,00 SR							
 30,00 x 74,00 x 11,00									

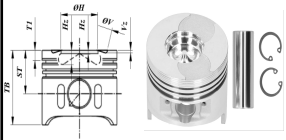








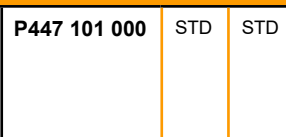


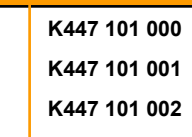







KOMATSU		P447 907				Ø95,00		
      	<b>P447 907 000</b>	STD	STD	<b>R447 907 000</b>	<b>S447 907 000</b>			
	<b>Ø95</b>	ST : TB : ØH : Hz : Hx/y : ØV : Vz : T1 :						Montaj Yüksekliği
	x	x						
KOMATSU		P447 908				Ø95,00		
 <b>Ø95</b> RC,T  Diesel Engine: 6208 95 Motor	<b>P447 908 000</b>	STD	STD	<b>R447 908 000</b>	<b>S447 908 000</b>			
	<b>P447 908 050</b>	STD	+0,50	<b>R447 908 050</b>	<b>S447 908 050</b>			
	<b>P447 908 001</b>	STD	+1,00	<b>R447 908 001</b>	<b>S447 908 001</b>			
	ST : 50,75 TB : 83,75 ØH : 50,00 Hz : -19,50 -8,00 Hx/y : -4,15 -1,30 ØV : Vz : T1 : 13,80		<b>R16</b>  2,50 TR15° <b>R01</b>  2,00 SR <b>R35</b>  4,00 SR				Montaj Yüksekliği	
	 30,00 x 74,00 x 11,00							










KOMATSU		P447 003				Ø105,00			
      	 <b>Ø105</b>	P447 003 000	STD	STD	R447 003 000	S447 003 000			
	ST : 69,20 TB : 107,70 ØH : 59,00 Hz : -22,00    -14,80 Hx/y : -6,00    -1,00 ØV : 55,50    47,00 Vz : -3,15    -1,70 T1 : 17,40	R16  3,16 TR15° R11  2,50 ETR7° R35  5,00 SR							
	 40,00 x 86,00 x 25,00								Montaj Yüksekliği
KOMATSU		P447 004				Ø105,00			
      	 <b>Ø105</b>	P447 004 000	STD	STD	R447 004 000	S447 004 000			
	ST : 69,20 TB : 107,70 ØH : 50,00 Hz : -22,60 Hx/y : ØV : Vz : 0,00    0,00 T1 :	3,16 TR15° 2,50 ETR7° 5,00							
	 40,00 x 86,00 x 25,00								






KOMATSU		P447 005				Ø108,00		
   	 <p><b>Ø108</b></p> <p>RC,T</p> <p>Diesel Engine : SA 6D 108 1A7 PC 300-5</p>	<b>P447 005 000</b> STD STD	<b>R447 005 000</b>	<b>S447 005 000</b>	<b>L447 004 000</b> <b>L447 004 001</b> <b>L447 004 002</b>	STD Ø A : ,5 -111,42	<b>K447 005 000</b> <b>K447 005 001</b> <b>K447 005 002</b>	
	ST : 66,75 TB : 113,75 ØH : 66,00 Hz : -21,50    -14,00 Hx/y : -6,00    -1,00 ØV : 55,00    47,00 Vz : -2,23    -1,20 T1 : 15,40	<b>R16</b>  2,55 TR15° <b>R19</b>  2,60 TR15° <b>R35</b>  4,00 SR	<b>Type</b> : DS <b>Coating</b> : Ø A : 111,42 Ø C : 120,00 H : 5,010 L : 220,00 F : 0,92	<b>Montaj Yüksekliği</b>				
	 <p>45,00 x 85,00 x 22,00</p>							
KOMATSU		P447 101				Ø110,00		
   	 <p><b>Ø110</b></p> <p>RC,T 6</p> <p>Diesel Engine : WA420-1 6 Cyl. SAGD 10-1R</p>	<b>P447 101 000</b> STD STD	<b>R447 101 000</b>	<b>S447 101 000</b>	<b>L447 105 000</b> <b>L447 105 001</b> <b>L447 105 002</b> <b>L447 105 003</b>	STD Ø A : ,25 Ø A : 1 Ø A : 1	<b>K447 101 000</b> <b>K447 101 001</b> <b>K447 101 002</b> <b>K447 101 003</b>	
	ST : 69,20 TB : 116,20 ØH : 66,00 Hz : -21,90    -13,00 Hx/y : -5,80    -1,00 ØV : 55,00    46,00 Vz : -2,60    -1,70 T1 : 19,65	<b>R16</b>  3,00 TR15° <b>R11</b>  2,50 ETR7° <b>R35</b>  5,00 SR	<b>Type</b> : DS <b>Coating</b> : Ø A : 115,03 Ø C : 120,10 H : 5,06 L : 225,00 F : 0,90	<b>Montaj Yüksekliği</b> + 0,45 / 0,55				
	 <p>40,00 x 90,50 x 20,00</p>							



**KOMATSU** **P447 501** **Ø155,00**



 <b>Ø155</b> RC,T 6 Diesel Engine : 6D 155 A, 19260 ccm Dozer: D150A-1,D155A-1, D155A-2 D155S-1,D155W-1D355A-3	<b>P447 501 000</b>	STD	STD	<b>R447 501 000</b>	<b>S447 501 000</b>	<b>L447 506 000</b>	STD	<b>K447 501 000</b>
	<b>ST :</b> 102,50 <b>TB :</b> 167,50 <b>ØH :</b> 131,00 <b>Hz :</b> -1600,00 -400,00 <b>Hx/y :</b> 0,00 0,00 <b>ØV :</b> 55,00 55,00 <b>Vz :</b> -7,50 -7,50 <b>T1 :</b> 25,15		<b>R16</b>  3,68 TR15° <b>R16</b>  3,55 TR15° <b>R35</b>  4,75 SR		<b>Type :</b> W <b>Coating :</b> <b>Ø A :</b> 176 <b>Ø C :</b> 185,7 <b>H :</b> 14,40 <b>L :</b> 327 <b>F :</b> 1,2		<b>Montaj Yüksekliği</b>	
	 60,00 x 130,00 x 29,00							

**KOMATSU** **P447 502** **Ø155,00**



 <b>Ø155</b>	<b>P447 502 000</b>	STD	STD	<b>R447 502 000</b>	<b>S447 502 000</b>			
	<b>ST :</b> 105,00 <b>TB :</b> 170,00 <b>ØH :</b> 124,00 <b>Hz :</b> -23,00 -5,15 <b>Hx/y :</b> 0,00 0,00 <b>ØV :</b> 55,25 55,25 <b>Vz :</b> -6,50 -6,50 <b>T1 :</b> 26,00		<b>R16</b>  3,68 TR15° <b>R16</b>  3,55 TR15° <b>R35</b>  4,75 SR				<b>Montaj Yüksekliği</b>	
	 60,00 x 130,00 x 29,00							



**KOMPRESSOR P167 601 Ø60,00**

 <b>Ø60</b>  Kompresör Engine:	<b>P167 601 000</b> STD STD <b>R167 601 000</b> <b>S167 601 000</b> <b>P167 601 050</b> STD +0,50 <b>R167 601 050</b> <b>S167 601 050</b>							
	ST : 31,00 TB : 54,50 ØH : Hz : Hx/y : ØV : Vz : 0,00 0,00 T1 : 3,90			2,50 SR 2,50 SR 4,00 SR				
	 14,15 x 46,70 x 7,00							Montaj Yüksekliği






**KOMPRESSOR P167 602 Ø65,00**

 <b>Ø65</b>  Kompresör Engine:	<b>P167 602 000</b> STD STD <b>R167 602 000</b> <b>S167 602 000</b> <b>P167 602 050</b> STD +0,50 <b>R167 602 050</b> <b>S167 602 050</b> <b>P167 602 001</b> STD +1,00 <b>R167 602 001</b> <b>S167 602 001</b>							
	ST : 29,90 TB : 50,00 ØH : Hz : Hx/y : ØV : Vz : T1 : 4,65			2,00 SR 2,00 SR 4,00 SR 4,00 SR				Montaj Yüksekliği
	 15,00 x 55,00 x 10,00							






KOMPRESSOR



**KOMPRESSOR** **P167 701** **Ø75,00**

 <p><b>Ø75</b></p> <p>S</p> <p><b>Kompressor Engine:</b> 1/2 Kompressor Knorr Bremse VOLVO, RVI, ISUZU</p>	<p><b>P167 701 000</b> STD STD <b>R167 701 000</b> <b>S167 701 000</b></p> <p><b>P167 701 025</b> STD +0,25 <b>R167 701 025</b> <b>S167 701 025</b></p> <p><b>P167 701 050</b> STD +0,50 <b>R167 701 050</b> <b>S167 701 050</b></p> <p><b>P167 701 075</b> STD +0,75 <b>R167 701 075</b> <b>S167 701 075</b></p> <p><b>P167 701 001</b> STD +1,00 <b>R167 701 001</b> <b>S167 701 001</b></p>						
	<p>ST : 31,00</p> <p>TB : 60,00</p> <p>ØH :</p> <p>Hz :</p> <p>Hx/y :</p> <p>ØV :</p> <p>Vz :</p> <p>T1 : 4,25</p>	<p><b>R26</b>  2,00</p> <p><b>R26</b>  2,00</p> <p><b>R33</b>  4,00</p>					
	 <p>18,00 x 63,00 x 12,00</p>						Montaj Yüksekliği


**KOMPRESSOR** **P167 702** **Ø75,00**

 <p><b>Ø75</b></p> <p><b>Kompressor Engine:</b> Westinghouse Kompressor 29P, 30P, 36P, 37P, 8P, 40P, 43P, 46P, 49P, 50P, 2P, 54P, 67P, 129P, 136P, 137, 236P, 237P, 337P, 3 Ring</p>	<p><b>P167 702 000</b> STD STD <b>R167 702 000</b> <b>S167 702 000</b></p> <p><b>P167 702 050</b> STD +0,50 <b>R167 702 050</b> <b>S167 702 050</b></p> <p><b>P167 702 001</b> STD +1,00 <b>R167 702 001</b> <b>S167 702 001</b></p> <p><b>P167 702 002</b> STD +1,50 <b>R167 702 002</b> <b>S167 702 002</b></p>						
	<p>ST : 35,00</p> <p>TB : 65,00</p> <p>ØH :</p> <p>Hz :</p> <p>Hx/y :</p> <p>ØV :</p> <p>Vz :</p> <p>T1 : 3,00</p>	<p><b>R21</b>  3,00 SR</p> <p><b>R21</b>  3,00 SR</p> <p><b>R35</b>  5,00 SR</p>					Montaj Yüksekliği
	 <p>15,00 x 46,00 x 10,00</p>						





**KOMPRESSOR P167 703 Ø75,00**



Ø75

<b>P167 703 000</b>	STD	STD	<b>R167 703 000</b>	<b>S167 703 000</b>
<b>P167 703 025</b>	STD	+0,25	<b>R167 703 025</b>	<b>S167 703 025</b>
<b>P167 703 050</b>	STD	+0,50	<b>R167 703 050</b>	<b>S167 703 050</b>
<b>P167 703 075</b>	STD	+0,75	<b>R167 703 075</b>	<b>S167 703 075</b>
<b>P167 703 001</b>	STD	+1,00	<b>R167 703 001</b>	<b>S167 703 001</b>

ST : 32,16  
 TB : 52,78  
 ØH :  
 Hz :  
 Hx/y :  
 ØV :  
 Vz :  
 T1 : 2,80

R01 2,39 SR  
 R01 2,39 SR  
 R38 3,95 SR



15,88 x 60,50 x 10,00

Montaj Yüksekliği

**KOMPRESSOR P167 704 Ø75,00**



Ø75

2

**Kompressor Engine:**  
 2. Cyl.  
 1160 WS, 85.400 Pegaso Troner  
 95ATI, 85XF, 95CF 1960 - ....

<b>P167 704 000</b>	STD	STD	<b>R167 704 000</b>	<b>S167 704 000</b>
<b>P167 704 050</b>	STD	+0,50	<b>R167 704 050</b>	<b>S167 704 050</b>
<b>P167 704 001</b>	STD	+1,00	<b>R167 704 001</b>	<b>S167 704 001</b>
<b>P167 704 002</b>	STD	+1,50	<b>R167 704 002</b>	<b>S167 704 002</b>
<b>P167 704 025</b>	STD	+0,25	<b>R167 704 025</b>	<b>S167 704 025</b>
<b>P167 704 075</b>	STD	+0,75	<b>R167 704 075</b>	<b>S167 704 075</b>

ST : 28,00  
 TB : 57,00  
 ØH :  
 Hz :  
 Hx/y :  
 ØV :  
 Vz :  
 T1 : 3,40

2,00 SR  
 2,00 SR  
 4,00 SR








15,00 x 50,00 x 10,00

Montaj Yüksekliği






KOMPRESSOR

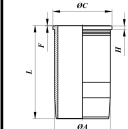
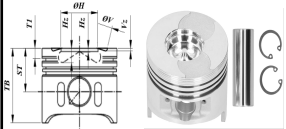


KOMPRESSOR P167 705 Ø75,00

 <p><b>Ø75</b></p> <p>Kompressor Engine: 15 W 37, WB 15, WB 31 2 Kompressor Scania</p>	<p><b>P167 705 000</b> STD STD <b>R167 705 000</b> <b>S167 705 000</b></p> <p><b>P167 705 025</b> STD +0,25 <b>R167 705 025</b> <b>S167 705 025</b></p> <p><b>P167 705 050</b> STD +0,50 <b>R167 705 050</b> <b>S167 705 050</b></p> <p><b>P167 705 075</b> STD +0,75 <b>R167 705 075</b> <b>S167 705 075</b></p> <p><b>P167 705 001</b> STD +1,00 <b>R167 705 001</b> <b>S167 705 001</b></p>						
	<p>ST : 32,16</p> <p>TB : 52,78</p> <p>ØH :</p> <p>Hz :</p> <p>Hx/y :</p> <p>ØV :</p> <p>Vz :</p> <p>T1 : 2,80</p>	<p><b>R01</b>  2,39 SR</p> <p><b>R26</b>  2,39 SR</p> <p><b>R32</b>  3,95 SR</p>					
 <p>15,88 x 60,50 x 10,00</p>							

KOMPRESSOR P167 706 Ø78,00

 <p><b>Ø78</b></p>	<p><b>P167 706 000</b> STD STD <b>R167 706 000</b> <b>S167 706 000</b></p> <p><b>P167 706 050</b> STD +0,50 <b>R167 706 050</b> <b>S167 706 050</b></p>						
	<p>ST : 31,05</p> <p>TB : 60,70</p> <p>ØH :</p> <p>Hz :</p> <p>Hx/y :</p> <p>ØV :</p> <p>Vz :</p> <p>T1 : 3,50</p>	<p><b>R22</b>  2,50 SR</p> <p><b>R22</b>  2,50 SR</p> <p><b>R32</b>  4,00 SR</p>					Montaj Yüksekliği
 <p>18,00 x 63,00 x 12,00</p>							



**KOMPRESSOR P167 707 Ø78,00**



Ø78

**P167 707 000**  
**P167 707 050**

STD STD  
STD +0,50


**R167 707 000**  
**R167 707 050**

**S167 707 000**  
**S167 707 050**

ST : 31,05  
TB : 60,70  
ØH :  
Hz :  
Hx/y :  
ØV :  
Vz :  
T1 : 4,00

**R22** 2,00 SR  
**R22** 2,00 SR  
**R32** 4,00 SR

Montaj Yüksekliği



18,00 x 63,00 x 12,00

**KOMPRESSOR P167 801 Ø80,00**



Ø80

**P167 801 000**  
**P167 801 025**  
**P167 801 050**  
**P167 801 075**

STD STD  
STD +0,25  
STD +0,50  
STD +0,75


**R167 801 000**  
**R167 801 025**  
**R167 801 050**  
**R167 801 075**

**S167 801 000**  
**S167 801 025**  
**S167 801 050**  
**S167 801 075**

ST : 31,08  
TB : 64,00  
ØH :  
Hz :  
Hx/y :  
ØV :  
Vz :  
T1 : 4,50

**R21** 2,50 SR  
**R21** 2,50 SR  
**R35** 4,00 SR

Montaj Yüksekliği








18,00 x 63,00 x 12,00






KOMPRESSOR

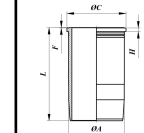
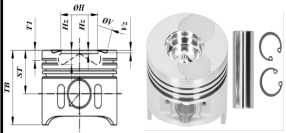


KOMPRESSOR P167 802 Ø85,00



 <p><b>Ø85</b></p> <p>S</p> <p>Kompressor Engine: <b>OM 457 LA Euro3 / 904 / 906</b> 18.35 LS 18.40 LS Axor 0403</p>	<p><b>P167 802 000</b> STD STD <b>R167 802 000</b> <b>S167 802 000</b></p> <p><b>P167 802 025</b> STD +0,25 <b>R167 802 025</b> <b>S167 802 025</b></p> <p><b>P167 802 050</b> STD +0,50 <b>R167 802 050</b> <b>S167 802 050</b></p> <p><b>P167 802 075</b> STD +0,75 <b>R167 802 075</b> <b>S167 802 075</b></p> <p><b>P167 802 001</b> STD +1,00 <b>R167 802 001</b> <b>S167 802 001</b></p>							
	<p>ST : 33,30</p> <p>TB : 59,00</p> <p>ØH :</p> <p>Hz :</p> <p>Hx/y :</p> <p>ØV :</p> <p>Vz :</p> <p>T1 : 3,30</p>	<p><b>R21</b>  2,00 SR</p> <p><b>R21</b>  2,00 SR</p> <p><b>R33</b>  4,00 SR</p>						
	 <p>19,05 x 60,00 x 11,00</p>							Montaj Yüksekliği

KOMPRESSOR P167 803 Ø88,00

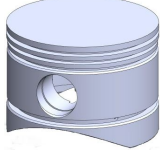





 <p><b>Ø88</b></p> <p>S</p> <p>Kompressor Engine: <b>OM 366 LA</b> For Knorr Bremse Kompressor LK 18, LK 38, 3 Ring</p>	<p><b>P167 803 000</b> STD STD <b>R167 803 000</b> <b>S167 803 000</b></p> <p><b>P167 803 025</b> STD +0,25 <b>R167 803 025</b> <b>S167 803 025</b></p> <p><b>P167 803 050</b> STD +0,50 <b>R167 803 050</b> <b>S167 803 050</b></p> <p><b>P167 803 075</b> STD +0,75 <b>R167 803 075</b> <b>S167 803 075</b></p> <p><b>P167 803 001</b> STD +1,00 <b>R167 803 001</b> <b>S167 803 001</b></p>							
	<p>ST : 31,50</p> <p>TB : 65,50</p> <p>ØH :</p> <p>Hz :</p> <p>Hx/y :</p> <p>ØV :</p> <p>Vz :</p> <p>T1 : 4,50</p>	<p><b>R21</b>  2,50</p> <p><b>R21</b>  2,50</p> <p><b>R33</b>  4,00</p>						Montaj Yüksekliği
	 <p>18,00 x 63,00 x 12,00</p>							



**KOMPRESSOR P167 804 Ø88,00**

 <b>Ø88</b>  Kompressor Engine: For Mercedes	<b>P167 804 000</b> STD STD <b>R167 804 000</b> <b>S167 804 000</b>						
	<b>P167 804 050</b> STD +0,50 <b>R167 804 050</b> <b>S167 804 050</b>						
	<b>P167 804 001</b> STD +1,00 <b>R167 804 001</b> <b>S167 804 001</b>						
	ST : 31,00 TB : 65,00 ØH : Hz : Hx/y : ØV : Vz : T1 : 3,50		2,50 SR 2,50 SR 2,50 SR 4,00 SR				
 25,00 x 64,00 x 14,00							Montaj Yüksekliği







**KOMPRESSOR P167 805 Ø88,00**

 <b>Ø88</b> T  Diesel Engine:	<b>P167 805 000</b> STD STD <b>R167 805 000</b> <b>S167 805 000</b>						
	<b>P167 805 050</b> STD +0,50 <b>R167 805 050</b> <b>S167 805 050</b>						
	<b>P167 805 001</b> STD +1,00 <b>R167 805 001</b> <b>S167 805 001</b>						
	ST : 32,00 TB : 64,90 ØH : Hz : Hx/y : ØV : Vz : T1 : 4,90		<b>R01</b>  2,50 SR <b>R02</b>  2,50 SR <b>R02</b>  4,00 SR <b>R35</b>  4,00 SR				
 20,00 x 65,00 x 12,00							Montaj Yüksekliği






KOMPRESSOR








KOMPRESSOR P167 901 Ø90,00






 <p><b>Ø90</b></p> <p>Kompressor Engine: OM 401/402/403/404/407 /409/421/422/423/424/442 For Daimler Benz</p>	<p><b>P167 901 000</b> STD STD <b>R167 901 000</b> <b>S167 901 000</b></p> <p><b>P167 901 050</b> STD +0,50 <b>R167 901 050</b> <b>S167 901 050</b></p> <p><b>P167 901 001</b> STD +1,00 <b>R167 901 001</b> <b>S167 901 001</b></p> <p><b>P167 901 025</b> STD +0,25 <b>R167 901 025</b> <b>S167 901 025</b></p>						
	<p>ST : 35,00</p> <p>TB : 58,50</p> <p>ØH :</p> <p>Hz :</p> <p>Hx/y :</p> <p>ØV :</p> <p>Vz :</p> <p>T1 : 3,85</p>	<p><b>R06</b>  2,50 SR</p> <p><b>R21</b>  2,50 SR</p> <p><b>R21</b>  2,50 SR</p> <p><b>R36</b>  4,00 SR</p>					
 <p>20,00 x 60,00 x 13,00</p>							Montaj Yüksekliği

KOMPRESSOR P167 902 Ø90,00

 <p><b>Ø90</b></p> <p>S</p> <p>Kompressor Engine: OM 401/402/403/404/407/409 D 2530/ D 2538/ D 2555/ D 2556/ D 2566 Kompressor 1975... For Daimler Benz, MAN MB 407</p>	<p><b>P167 902 000</b> STD STD <b>R167 902 000</b> <b>S167 902 000</b></p> <p><b>P167 902 050</b> STD +0,50 <b>R167 902 050</b> <b>S167 902 050</b></p> <p><b>P167 902 001</b> STD +1,00 <b>R167 902 001</b> <b>S167 902 001</b></p>						
	<p>ST : 35,00</p> <p>TB : 58,50</p> <p>ØH :</p> <p>Hz :</p> <p>Hx/y :</p> <p>ØV :</p> <p>Vz :</p> <p>T1 : 4,10</p>	<p><b>R06</b>  2,50 SR</p> <p><b>R21</b>  2,50 SR</p> <p><b>R36</b>  4,00 SR</p>					
 <p>20,00 x 60,00 x 13,00</p>							










KOMPRESSOR		P167 903				Ø90,00		
 <p><b>Ø90</b></p> <p><b>Kompressor Engine:</b> Westinghouse kompressor 411 010, 411 012, 411 026,411 034, 411 043, 411 510, 1965... For Daimler Benz OM355</p>	<b>P167 903 000</b>	STD	STD	<b>R167 903 000</b>	<b>S167 903 000</b>			
	<b>P167 903 050</b>	STD	+0,50	<b>R167 903 050</b>	<b>S167 903 050</b>			
	<b>P167 903 001</b>	STD	+1,00	<b>R167 903 001</b>	<b>S167 903 001</b>			
	<b>P167 903 002</b>	STD	+1,50	<b>R167 903 002</b>	<b>S167 903 002</b>			
	<p>ST : 37,00</p> <p>TB : 67,00</p> <p>ØH :</p> <p>Hz :</p> <p>Hx/y :</p> <p>ØV :</p> <p>Vz :</p> <p>T1 : 4,00</p>		<p><b>R06</b>  2,50 SR</p> <p><b>R21</b>  2,50 SR</p> <p><b>R36</b>  4,00 SR</p>					
 <p>20,00 x 60,00 x 13,00</p>						Montaj Yüksekliği		

KOMPRESSOR		P167 904				Ø90,00		
 <p><b>Ø90</b></p> <p><b>Kompressor Engine:</b> For Westinghouse Kompressor NDR</p>	<b>P167 904 000</b>	STD	STD	<b>R167 904 000</b>	<b>S167 904 000</b>			
	<b>P167 904 050</b>	STD	+0,50	<b>R167 904 050</b>	<b>S167 904 050</b>			
	<b>P167 904 001</b>	STD	+1,00	<b>R167 904 001</b>	<b>S167 904 001</b>			
	<p>ST : 32,00</p> <p>TB : 62,00</p> <p>ØH :</p> <p>Hz :</p> <p>Hx/y :</p> <p>ØV :</p> <p>Vz :</p> <p>T1 : 3,70</p>		<p><b>R06</b>  2,50</p> <p><b>R21</b>  2,50</p> <p><b>R36</b>  4,00</p>					
 <p>20,00 x 60,00 x 13,00</p>						Montaj Yüksekliği		

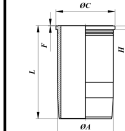
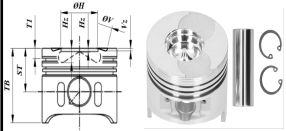
KOMPRESSOR



KOMPRESSOR		P167 905				Ø90,00		
 <b>Ø90</b>	<b>P167 905 000</b> <b>P167 905 050</b> <b>P167 905 001</b>	STD STD STD	STD +0,50 +1,00	<b>R167 905 000</b> <b>R167 905 050</b> <b>R167 905 001</b>	<b>S167 905 000</b> <b>S167 905 050</b> <b>S167 905 001</b>			
	ST : 34,95 TB : 57,45 ØH : Hz : Hx/y : ØV : Vz : T1 : 4,00	<b>R06</b>  2,50 SR <b>R21</b>  2,50 SR <b>R36</b>  4,00 SR						
 20,00 x 60,00 x 13,00								

KOMPRESSOR		P167 906				Ø90,00		
 <b>Ø90,003</b> S Diesel Engine:	<b>P167 906 000</b> <b>P167 906 050</b> <b>P167 906 001</b>	STD STD STD	STD +0,50 +1,00	<b>R167 906 000</b> <b>R167 906 050</b> <b>R167 906 001</b>	<b>S167 906 000</b> <b>S167 906 050</b> <b>S167 906 001</b>			
	ST : 40,00 TB : 75,00 ØH : Hz : Hx/y : ØV : Vz : T1 : 5,50	2,50 SR 2,50 SR 4,00 SR						
 22,00 x 79,00 x 13,00								





KOMPRESSOR

P167 907

Ø92,01




Ø92,01

P167 907 000	STD	STD	R167 907 000	S167 907 000
P167 907 025	STD	+0,25	R167 907 025	S167 907 025
P167 907 050	STD	+0,50	R167 907 050	S167 907 050
P167 907 075	STD	+0,75	R167 907 075	S167 907 075
P167 907 001	STD	+1,00	R167 907 001	S167 907 001

ST : 31,00  
 TB : 68,00  
 ØH :  
 Hz :  
 Hx/y :  
 ØV :  
 Vz :  
 T1 : 4,05

R21 2,50 SR  
 R03 2,50 SR  
 R36 4,00 SR

Montaj Yüksekliği



18,00 x 63,00 x 12,00

KOMPRESSOR

P167 907

Ø92,01



Ø92,01

S  
1


Kompressor Engine:  
**D2066**  
 1-Cyl.  
 TGA 430, TGA 400, TGA 390  
 Compressor  
 Ford, Kompressor

P167 907 000	STD	STD	R167 907 000	S167 907 000
P167 907 025	STD	+0,25	R167 907 025	S167 907 025
P167 907 050	STD	+0,50	R167 907 050	S167 907 050
P167 907 075	STD	+0,75	R167 907 075	S167 907 075
P167 907 001	STD	+1,00	R167 907 001	S167 907 001

ST : 31,00  
 TB : 68,00  
 ØH :  
 Hz :  
 Hx/y :  
 ØV :  
 Vz :  
 T1 : 4,05

R21 2,50 SR  
 R03 2,50 SR  
 R36 4,00 SR

Montaj Yüksekliği








18,00 x 63,00 x 12,00






KOMPRESSOR

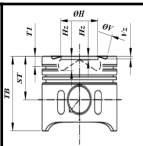



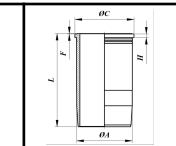






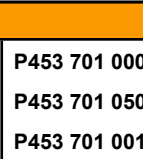








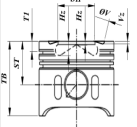



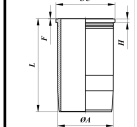




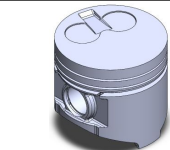




KOMPRESSOR P167 001 Ø100,00

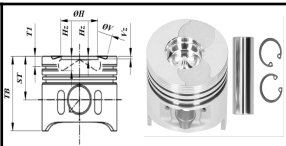

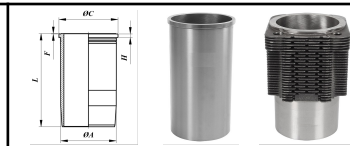

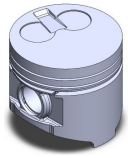




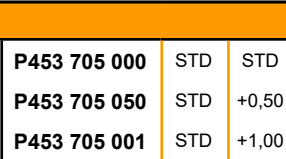
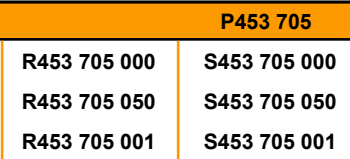


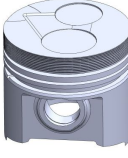




 <p><b>Ø100</b></p> <p>S</p> <p><b>Kompressor Engine:</b>                  For Daimler Benz                  OM 402, .971 / 501 LA / 502 LA /                  542 LA Kompressor (1996 ... )                  Stationary engine 1996...                  Mercedes Benz 1996...                  For MAN                  D2840 LF20</p>	<p><b>P167 001 000</b> STD STD <b>R167 001 000</b> <b>S167 001 000</b></p> <p><b>P167 001 050</b> STD +0,50 <b>R167 001 050</b> <b>S167 001 050</b></p> <p><b>P167 001 001</b> STD +1,00 <b>R167 001 001</b> <b>S167 001 001</b></p> <p><b>P167 001 300</b> -0,30 STD <b>R167 001 000</b> <b>S167 001 300</b></p>						
	<p>ST : 30,40</p> <p>TB : 52,20</p> <p>ØH :</p> <p>Hz :</p> <p>Hx/y :</p> <p>ØV :</p> <p>Vz :</p> <p>T1 : 3,75</p>	<p><b>R26</b>  2,50 SR</p> <p><b>R26</b>  2,50 SR</p> <p><b>R35</b>  4,00 SR</p>					
 <p>20,00 x 50,00 x 13,00</p>							Montaj Yüksekliği





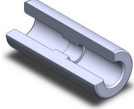




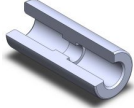
KOMPRESSOR P167 002 Ø100,00

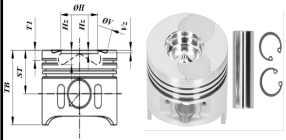

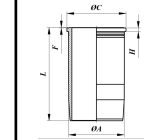






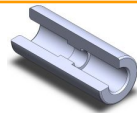
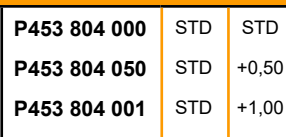
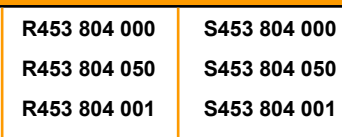



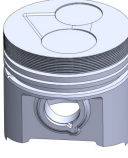



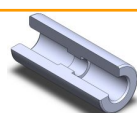
 <p><b>Ø100</b></p>	<p><b>P167 002 000</b> STD STD <b>R167 002 000</b> <b>S167 002 000</b></p> <p><b>P167 002 050</b> STD +0,50 <b>R167 002 050</b> <b>S167 002 050</b></p> <p><b>P167 002 001</b> STD +1,00 <b>R167 002 001</b> <b>S167 002 001</b></p>						
	<p>ST : 30,40</p> <p>TB : 52,20</p> <p>ØH :</p> <p>Hz :</p> <p>Hx/y :</p> <p>ØV :</p> <p>Vz :</p> <p>T1 : 3,75</p>	<p><b>R26</b>  2,50 SR</p> <p><b>R26</b>  2,50 SR</p> <p><b>R35</b>  3,00 SR</p>					
 <p>20,00 x 50,00 x 13,00</p>							

KUBOTA		P453 601				Ø68,00		
      	<b>P453 601 000</b> <b>P453 601 050</b> <b>P453 601 001</b> <b>P453 601 025</b>	STD STD STD STD	STD +0,50 +1,00 +0,25	<b>R453 601 000</b> <b>R453 601 050</b> <b>R453 601 001</b> <b>R453 601 025</b>	<b>S453 601 000</b> <b>S453 601 050</b> <b>S453 601 001</b> <b>S453 601 025</b>			
	<b>Ø68</b> SP,T Diesel Engine:	ST : 28,00 TB : 53,00 ØH : 23,50 Hz : -0,75    -1,50 Hx/y : ØV : Vz : T1 : 4,75	<b>R11</b>  1,50 ETR8° <b>R06</b>  1,50 SR <b>R35</b>  3,00 SR					
	 20,00 x 55,00 x 13,00							Montaj Yüksekliği
KUBOTA		P453 701				Ø75,00		
 	<b>P453 701 000</b> <b>P453 701 050</b> <b>P453 701 001</b>	STD STD STD	STD +0,50 +1,00	<b>R453 701 000</b> <b>R453 701 050</b> <b>R453 701 001</b>	<b>S453 701 000</b> <b>S453 701 050</b> <b>S453 701 001</b>			
	<b>Ø75</b>	ST : 35,65 TB : 65,60 ØH : Hz : Hx/y : ØV : Vz : T1 : 10,00	<b>R01</b>  2,00 SR <b>R01</b>  1,50 SR <b>R35</b>  4,00 SR					Montaj Yüksekliği
	 21,00 x 55,00 x 10,00							






KUBOTA		P453 702				Ø75,00		
       	 <p><b>Ø75</b></p> <p>Diesel Engine:</p>	<b>P453 702 000</b> <b>P453 702 050</b>	STD STD +0,50	<b>R453 702 000</b> <b>R453 702 050</b>	<b>S453 702 000</b> <b>S453 702 050</b>			
	ST : 37,10 TB : 69,00 ØH : Hz : Hx/y : ØV : Vz : T1 : 11,00	2,00 SR 2,00 SR 4,00 SR						
 <p>20,00 x 57,00 x 12,00</p>								
KUBOTA		P453 703				Ø76,00		
 <p><b>Ø76</b></p> <p>SP</p> <p>Diesel Engine:</p>	<b>P453 703 000</b> <b>P453 703 050</b>	STD STD +0,50	<b>R453 703 000</b> <b>R453 703 050</b>	<b>S453 703 000</b> <b>S453 703 050</b>				
	ST : 36,50 TB : 68,50 ØH : 24,00 Hz : -0,75 -2,50 Hx/y : ØV : Vz : T1 : 8,90	<b>R11</b>  1,50 ETR7° <b>R01</b>  1,50 SR <b>R35</b>  3,00 SR						Montaj Yüksekliği
 <p>22,00 x 58,50 x 14,00</p>								






KUBOTA		P453 704				Ø76,00			
   	 <p><b>Ø76</b></p>	<b>P453 704 000</b> <b>P453 704 050</b>	STD STD +0,50	<b>R453 704 000</b> <b>R453 704 050</b>	<b>S453 704 000</b> <b>S453 704 050</b>				
	ST : 36,50 TB : 68,50 ØH : 24,00 Hz : -0,75    -2,50 Hx/y : ØV : Vz : T1 : 8,90	<b>R11</b>  1,50 ETR7° <b>R01</b>  1,50 SR <b>R35</b>  3,00 SR							
	 <p>22,00 x 58,50 x 14,00</p>								Montaj Yüksekliği
KUBOTA		P453 705				Ø78,00			
   	 <p><b>Ø78</b></p> <p>RC,SP,S</p> <p>Diesel Engine: D 1105 , V 1505 NORMAL TIP</p>	<b>P453 705 000</b> <b>P453 705 050</b> <b>P453 705 001</b>	STD STD +0,50 STD +1,00	<b>R453 705 000</b> <b>R453 705 050</b> <b>R453 705 001</b>	<b>S453 705 000</b> <b>S453 705 050</b> <b>S453 705 001</b>				
	ST : 36,35 TB : 69,55 ØH : Hz : -1,25 Hx/y : ØV : 33,60    30,20 Vz : -0,80    -0,80 T1 : 9,80	<b>R12</b>  2,00 ETR7° <b>R09</b>  1,50 SR <b>R34</b>  4,00 SR.R							Montaj Yüksekliği
	 <p>22,00 x 60,00 x 12,50</p>								

KUBOTA		P453 801				Ø80,00			
 <p><b>Ø80</b></p> <p>SP</p> <p>Diesel Engine: V1903 BG Euro 2 V1903T, V1903E</p>	<b>P453 801 000</b> <b>P453 801 050</b> <b>P453 801 150</b>	STD STD -0,10	STD +0,50 +0,50	<b>R453 801 000</b> <b>R453 801 050</b> <b>R453 801 050</b>	<b>S453 801 000</b> <b>S453 801 050</b> <b>S453 801 150</b>				
	ST : 43,50 TB : 80,00 ØH : Hz : -1,80 Hx/y : ØV : 31,00 36,00 Vz : -0,70 -0,70 T1 : 13,00	<b>R11</b>  2,50 ETR7° <b>R06</b>  2,00 SR <b>R35</b>  5,00 SR.R							
	 <p>25,00 x 64,00 x 14,00</p>								Montaj Yüksekliği
KUBOTA		P453 802				Ø87,00			
 <p><b>Ø87</b></p> <p>Diesel Engine: V 2403</p>	<b>P453 802 000</b> <b>P453 802 050</b>	STD STD	STD +0,50	<b>R453 802 000</b> <b>R453 802 050</b>	<b>S453 802 000</b> <b>S453 802 050</b>				
	ST : 43,50 TB : 80,00 ØH : 47,00 Hz : -14,70 -8,50 Hx/y : 1,00 -3,00 ØV : Vz : T1 : 12,75	<b>R11</b>  2,50 ETR7° <b>R22</b>  2,00 SR <b>R35</b>  5,00 SR.R							Montaj Yüksekliği
	 <p>25,00 x 64,00 x 14,00</p>								

KUBOTA		P453 803				Ø87,00			
    	 <b>Ø87</b> RC  Diesel Engine: SAME AS 378 K00400 WITH RING CARRIER (ALFIN)	<b>P453 803 000</b> <b>P453 803 050</b>	STD STD +0,50	STD +0,50	<b>R453 803 000</b> <b>R453 803 050</b>	<b>S453 803 000</b> <b>S453 803 050</b>			
	ST : 43,50 TB : 80,00 ØH : 47,00 Hz : -14,70 -8,50 Hx/y : 1,00 -3,00 ØV : Vz : T1 : 12,75	<b>R11</b>  2,50 ETR7° <b>R22</b>  2,00 SR <b>R35</b>  5,00 SR.R							
 25,00 x 64,00 x 14,00									
KUBOTA		P453 804				Ø87,00			
    	 <b>Ø87</b> SP,EP  Diesel Engine: V2203, V2203T, V2203E, V2203B, Bobcat 753, Bobcat 753C, Bobcat 753F, Bobcat 753G, Bobcat 753H, Bobcat 753L, Bobcat 763, Bobcat 763C, Bobcat 763F, Bobcat 763G, Bobcat 773, Bobcat 773C, Bobcat 773F, Bobcat 773G, Bobcat 7753, CASE 1838, Scat Trak 1300, D1703	<b>P453 804 000</b> <b>P453 804 050</b> <b>P453 804 001</b>	STD STD +0,50 STD +1,00	STD +0,50 +1,00	<b>R453 804 000</b> <b>R453 804 050</b> <b>R453 804 001</b>	<b>S453 804 000</b> <b>S453 804 050</b> <b>S453 804 001</b>			
	ST : 43,50 TB : 80,00 ØH : Hz : -1,50 Hx/y : ØV : 31,00 36,00 Vz : -1,00 -1,00 T1 : 13,00	<b>R11</b>  2,50 ETR7° <b>R06</b>  2,00 SR <b>R35</b>  5,00 SR.R							
 25,00 x 64,00 x 14,00									








KUBOTA		P453 805				Ø87,00		
 <p><b>Ø87</b></p> <p>SP</p> <p>Diesel Engine: v Kubota Tractors: L4350DT, R510 Kubota Engine : V2203-MDI</p>	<b>P453 805 000</b>	STD	STD	<b>R453 805 000</b>	<b>S453 805 000</b>			
	<b>P453 805 050</b>	STD	+0,50	<b>R453 805 050</b>	<b>S453 805 050</b>			
	<p>ST : 43,50</p> <p>TB : 80,00</p> <p>ØH : 40,00</p> <p>Hz : -16,75    -7,60</p> <p>Hx/y : 3,00    -3,00</p> <p>ØV :</p> <p>Vz :</p> <p>T1 : 8,75</p>		<p><b>R06</b>  2,00 SR</p> <p><b>R06</b>  2,00 SR</p> <p><b>R35</b>  4,00 SR.R</p>					
 <p>25,00 x 64,00 x 14,00</p>							Montaj Yüksekliği	

KUBOTA		P453 806				Ø87,00		
 <p><b>Ø87</b></p> <p>RC</p> <p>Diesel Engine: V 2300 V 2607 T Engine</p>	<b>P453 806 000</b>	STD	STD	<b>R453 806 000</b>	<b>S453 806 000</b>			
	<b>P453 806 050</b>	STD	+0,50	<b>R453 806 050</b>	<b>S453 806 050</b>			
	<p>ST : 39,15</p> <p>TB : 80,15</p> <p>ØH : 45,25</p> <p>Hz : -15,80    -3,10</p> <p>Hx/y : 0,00    0,00</p> <p>ØV :</p> <p>Vz :</p> <p>T1 : 7,40</p>		<p><b>R01</b>  2,00 SR</p> <p><b>R01</b>  1,50 SR</p> <p><b>R35</b>  3,00 SR</p>					
 <p>26,00 x 68,00 x 13,00</p>							Montaj Yüksekliği	















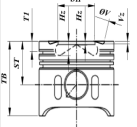



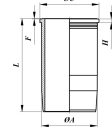











**KUBOTA P453 901 Ø94,00**

 <p><b>Ø94</b> RC,SP</p> <p>Diesel Engine: V 3300</p>	<p><b>P453 901 000</b> STD STD <b>R453 901 000</b> <b>S453 901 000</b></p> <p><b>P453 901 050</b> STD +0,50 <b>R453 901 050</b> <b>S453 901 050</b></p>							
	<p>ST : 41,15</p> <p>TB : 84,15</p> <p>ØH : 51,50</p> <p>H<sub>z</sub> : -17,00 -7,15</p> <p>H<sub>x/y</sub> : 0,00 0,00</p> <p>ØV :</p> <p>V<sub>z</sub> :</p> <p>T1 : 8,10</p>	<p><b>R01</b>  2,00 SR</p> <p><b>R21</b>  1,50 SR</p> <p><b>R35</b>  3,00 SR</p>						
	 <p>28,00 x 72,00 x 14,00</p>							Montaj Yüksekliği






**KUBOTA P453 902 Ø98,00**

 <p><b>Ø98</b> RC,SP</p> <p>Diesel Engine: V3300 DI 16V</p>	<p><b>P453 902 000</b> STD STD <b>R453 902 000</b> <b>S453 902 000</b></p> <p><b>P453 902 050</b> STD +0,50 <b>R453 902 050</b> <b>S453 902 050</b></p>							
	<p>ST : 46,60</p> <p>TB : 91,60</p> <p>ØH : 50,00</p> <p>H<sub>z</sub> : -18,00 -3,00</p> <p>H<sub>x/y</sub> : 0,00 0,00</p> <p>ØV :</p> <p>V<sub>z</sub> :</p> <p>T1 : 13,25</p>	<p><b>R01</b>  2,00 SR</p> <p><b>R01</b>  2,00 SR</p> <p><b>R35</b>  3,00 SR.R</p>						
	 <p>30,00 x 74,50 x 16,00</p>							Montaj Yüksekliği




KUBOTA		P453 903				Ø98,00			
 <p><b>Ø98</b></p> <p>RC,SP</p> <p>Diesel Engine: V 3600 Series</p>	<b>P453 903 000</b> <b>P453 903 050</b>	STD STD	STD +0,50	<b>R453 903 000</b> <b>R453 903 050</b>	<b>S453 903 000</b> <b>S453 903 050</b>				
	ST : 43,70 TB : 84,75 ØH : 39,00 Hz : -4,85 Hx/y : ØV : 36,50    33,50 Vz : -1,05    -0,80 T1 : 12,50	2,00 TR6° 2,00 SR.R 3,00 SR.R							
	 <p>30,00 x 74,50 x 16,00</p>								Montaj Yüksekliği
KUBOTA		P453 904				Ø98,00			
 <p><b>Ø98</b></p> <p>SP</p> <p>Diesel Engine: V3300 12V</p>	<b>P453 904 000</b> <b>P453 904 050</b>	STD STD	STD +0,50	<b>R453 904 000</b> <b>R453 904 050</b>	<b>S453 904 000</b> <b>S453 904 050</b>				
	ST : 46,70 TB : 91,70 ØH : Hz : -2,60 Hx/y : ØV : 36,00    33,00 Vz : -1,10    -0,90 T1 : 14,00	2,20 ETR7° 2,00 SR 3,00 SR							Montaj Yüksekliği
	 <p>30,00 x 75,00 x 16,00</p>								









KUBOTA		P453 001				Ø109,00			
        	<b>P453 001 000</b> <b>P453 001 050</b>	STD STD	STD +0,50	<b>R453 001 000</b> <b>R453 001 050</b>	<b>S453 001 000</b> <b>S453 001 050</b>	<b>L453 007 000</b> <b>L453 007 001</b>	STD Ø A : -,1	<b>K453 001 000</b> <b>K453 001 001</b>	
	<b>Ø109</b> SP Diesel Engine: V 4300	ST : 63,00 TB : 108,00 ØH : 51,70 Hz : -27,00 -15,60 Hx/y : 0,00 0,00 ØV : Vz : T1 : 22,10	<b>R01</b>  2,50 SR <b>R26</b>  2,50 SR <b>R35</b>  5,50 SR	Type : DS Coating : Ø A : 113,10 Ø C : H : L : 202,2 F :	Montaj Yüksekliği				
	 35,00 x 87,00 x 19,00								
LADA		P457 801				Ø82,00			
	<b>P457 801 000</b> <b>P457 801 040</b> <b>P457 801 060</b> <b>P457 801 080</b> <b>P457 801 001</b>	STD STD STD STD STD	STD +0,40 +0,60 +0,80 +1,00	<b>R457 801 000</b> <b>R457 801 040</b> <b>R457 801 060</b> <b>R457 801 080</b> <b>R457 801 001</b>	<b>S457 801 000</b> <b>S457 801 040</b> <b>S457 801 060</b> <b>S457 801 080</b> <b>S457 801 001</b>				
	<b>Ø82</b>	ST : 37,90 TB : 65,90 ØH : 69,00 Hz : -6,60 Hx/y : ØV : 40,00 40,00 Vz : -6,20 -6,20 T1 : 7,50	<b>R01</b>  1,50 SR <b>R26</b>  2,00 SR <b>R35</b>  3,95 SR	Montaj Yüksekliği					
	x x								

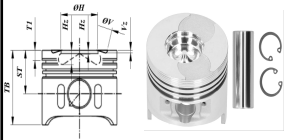


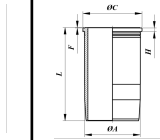


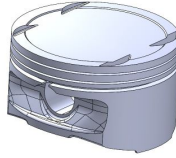












LADA		P457 802				Ø82,00		
 <b>Ø82</b>	<b>P457 802 000</b>	STD	STD	<b>R457 802 000</b>	<b>S457 802 000</b>			
	<b>P457 802 040</b>	STD	+0,40	<b>R457 802 040</b>	<b>S457 802 040</b>			
	<b>P457 802 060</b>	STD	+0,60	<b>R457 802 060</b>	<b>S457 802 060</b>			
	<b>P457 802 080</b>	STD	+0,80	<b>R457 802 080</b>	<b>S457 802 080</b>			
	<b>P457 802 001</b>	STD	+1,00	<b>R457 802 001</b>	<b>S457 802 001</b>			
	<b>ST :</b> 38,00 <b>TB :</b> 66,00 <b>ØH :</b> 70,50 <b>Hz :</b> -6,60 <b>Hx/y :</b> <b>ØV :</b> 40,00 40,00 <b>Vz :</b> -6,20 -6,20 <b>T1 :</b> 7,50			<b>R01</b>  1,50 SR <b>R26</b>  2,00 SR <b>R35</b>  3,95 SR				
	 22,00 x 64,00 x 15,00							Montaj Yüksekliği

LADA		P457 803				Ø82,00		
 <b>Ø82</b>	<b>P457 803 000</b>	STD	STD	<b>R457 803 000</b>	<b>S457 803 000</b>			
	<b>P457 803 040</b>	STD	+0,40	<b>R457 803 040</b>	<b>S457 803 040</b>			
	<b>P457 803 080</b>	STD	+0,80	<b>R457 803 080</b>	<b>S457 803 080</b>			
	<b>ST :</b> 37,90 <b>TB :</b> 65,90 <b>ØH :</b> 67,00 <b>Hz :</b> -6,60 <b>Hx/y :</b> <b>ØV :</b> 40,00 40,00 <b>Vz :</b> -6,19 -6,19 <b>T1 :</b> 7,35			<b>R01</b>  1,50 SR <b>R26</b>  2,00 SR <b>R35</b>  3,95 SR.R				
	 22,00 x 60,00 x 12,50							Montaj Yüksekliği


LANCIA		P461 601				Ø65,00			
 <p><b>Ø65</b></p> <p>S</p> <p>Benzin Engine:</p>	<b>P461 601 000</b> <b>P461 601 060</b> <b>P461 601 001</b>	STD STD STD	STD +0,60 +1,00	<b>R461 601 000</b> <b>R461 601 060</b> <b>R461 601 001</b>	<b>S461 601 000</b> <b>S461 601 060</b> <b>S461 601 001</b>				
	ST : 43,20 TB : 79,20 ØH : Hz : 890,00 Hx/y : 0,00    0,00 ØV : Vz : -0,40    -0,40 T1 : 63,00			2,00 SR 2,00 SR 2,00 SR 3,00 SR 3,00 SR					Montaj Yüksekliği
	 <p>17,98 x 56,00 x 12,00</p>								
LANCIA		P461 701				Ø77,00			
 <p><b>Ø77</b></p> <p>S</p> <p>Benzin Engine:  <b>Series 3 Pistons</b>  <b>Lancia Fulvia 1.3</b>  <b>77.05 Original</b>  <b>82246429</b></p>	<b>P461 701 000</b> <b>P461 701 040</b> <b>P461 701 060</b> <b>P461 701 080</b> <b>P461 701 01</b>	STD STD STD STD	STD +0,40 +0,60 +0,80 +1,00	<b>R461 701 000</b> <b>R461 701 040</b> <b>R461 701 060</b> <b>R461 701 080</b> <b>R461 701 001</b>	<b>S461 701 000</b> <b>S461 701 040</b> <b>S461 701 060</b> <b>S461 701 080</b> <b>S461 701 01</b>				
	ST : 46,50 TB : 81,50 ØH : Hz : Hx/y : ØV : 37,00    37,00 Vz : -2,65    -2,65 T1 : 65,70			1,50 SR 2,00 SR 4,00 SR					Montaj Yüksekliği
	x            x								

LANCIA		P461 702				Ø77,01		
 <p><b>Ø77,01</b></p> <p>SP</p> <p>Benzin Engine:</p>	<b>P461 702 000</b> <b>P461 702 040</b> <b>P461 702 060</b> <b>P461 702 080</b> <b>P461 702 001</b>	STD STD STD STD STD	STD +0,40 +0,60 +0,80 +1,00	<b>R461 702 000</b> <b>R461 702 040</b> <b>R461 702 060</b> <b>R461 702 080</b> <b>R461 702 001</b>	<b>S461 702 000</b> <b>S461 702 040</b> <b>S461 702 060</b> <b>S461 702 080</b> <b>S461 702 001</b>			
	ST : 38,65 TB : 84,25 ØH : 71,00 Hz : 9,70 Hx/y : 0,00    0,00 ØV : Vz : T1 : 67,60	<b>R01</b>  2,00 SR <b>R06</b>  2,00 SR <b>R26</b>  2,00 SR <b>R35</b>  4,00 SR						
 <p>22,00 x 67,50 x 15,00</p>								
LANCIA		P461 801				Ø88,00		
 <p><b>Ø88</b></p> <p>SP</p> <p>Benzin Engine:</p>	<b>P461 801 000</b> <b>P461 801 020</b> <b>P461 801 040</b> <b>P461 801 060</b>	STD STD STD STD	STD +0,20 +0,40 +0,60	<b>R461 801 000</b> <b>R461 801 020</b> <b>R461 801 040</b> <b>R461 801 060</b>	<b>S461 801 000</b> <b>S461 801 020</b> <b>S461 801 040</b> <b>S461 801 060</b>			
	ST : 45,50 TB : 87,00 ØH : Hz : 1,50 Hx/y : 0,00    0,00 ØV : Vz : T1 : 75,50	2,00 SR 2,00 SR 5,00 SR						
 <p>24,00 x 71,50 x 15,00</p>								






LAND ROVER		P462 801				Ø80,00		
     	<b>P462 801 000</b> <b>P462 801 500</b>	STD -0,50	STD STD	<b>R462 801 000</b> <b>R462 801 000</b>	<b>S462 801 000</b> <b>S462 801 500</b>	<b>L462 808 000</b>	STD	<b>K462 801 000</b>
	 <p><b>Ø80</b></p> <p>T 4</p> <p>Benzin Engine : <b>Freelander 1.8 16V 2000...</b> 4 Cyl. Benzinli 1796 cc 85-88 kW (116-120 PS)</p>	ST : 22,65 TB : 45,65 ØH : 68,00 Hz : -0,75 Hx/y : 0,00 0,00 ØV : 35,00 35,00 Vz : -2,55 -2,55 T1 : 3,80	<b>R01</b>  1,00 SR <b>R26</b>  1,20 SR <b>R37</b>  2,00 SR	Type : W Coating : Ø A : 84,10 Ø C : 87,50 H : 50,00 L : 129,50 F :		Montaj Yüksekliği		
 <p>18,00 x 53,00 x 10,00</p>								
LAND ROVER		P462 802				Ø81,00		
 <p><b>Ø81</b></p> <p>RC,OCP,YP,T 4/6/8</p> <p>Diesel Engine : <b>Discovery III 2.7 TD, Discovery IV 2.7 TD, Range Rover Sport 2.7 TDVM 2.7 Lion TVM / 276DT Euro 4 TDV6 2.7</b> 2720 cm³ 150 kW (204 PS) Discovery 2.7 TDI Range Rover 2.7 TD V6 2008... <b>3.6 TDV8 368 DT</b> 2720 cm³ 150/200 Kw (204/272 PS) 2.7 Lion TVM 276DT <b>Peugeot, Jaguar</b></p>	<b>P462 802 000</b> <b>P462 802 050</b> <b>P462 802 200</b> <b>P462 802 250</b> <b>P462 802 900</b> <b>P462 802 950</b> <b>P462 802 201</b>	STD STD -0,25 -0,25 -0,90 -0,90 -0,25	STD +0,50 STD +0,50 STD +0,50 +1,00	<b>R462 802 000</b> <b>R462 802 050</b> <b>R462 802 000</b> <b>R462 802 050</b> <b>R462 802 000</b> <b>R462 802 050</b> <b>R462 802 001</b>	<b>S462 802 000</b> <b>S462 802 050</b> <b>S462 802 200</b> <b>S462 802 250</b> <b>S462 802 900</b> <b>S462 802 950</b> <b>S462 802 201</b>			
	ST : 47,00 TB : 70,00 ØH : 44,00 Hz : -14,05 -3,80 Hx/y : 0,00 0,00 ØV : 32,00 32,00 Vz : -0,50 -0,50 T1 : 8,25	<b>R02</b>  2,00 SR <b>R08</b>  2,00 SR <b>R35</b>  2,00 SR.R	Montaj Yüksekliği 1,12 mm conta ile 0,54 / 0,55 1,17 mm conta ile 0,55 / 0,60 1,22 mm conta ile 0,60 / 0,65 1,27 mm conta ile 0,65 / 0,70 1,32 mm conta ile 0,70 / 0,75					
 <p>29,00 x 62,00 x 14,00</p>								



**LAND ROVER P462 803 Ø83,00**

 <p><b>Ø83</b> RC,OCP.BB 4 Diesel Engine: Evoke, Discovery, Velar <b>204 DTD</b> <b>INGENIUM TURBO</b> <b>DIESEL...</b> <b>SD4 2,0 180 PS</b> <b>Jaguar</b></p>	<p><b>P462 803 000</b> STD STD <b>R462 803 000</b> <b>S462 803 000</b></p> <p><b>P462 803 025</b> STD +0,25 <b>R462 803 025</b> <b>S462 803 025</b></p> <p><b>P462 803 050</b> STD +0,50 <b>R462 803 050</b> <b>S462 803 050</b></p> <p><b>P462 803 001</b> STD +1,00 <b>R462 803 001</b> <b>S462 803 001</b></p> <p><b>P462 803 200</b> -0,25 STD <b>R462 803 000</b> <b>S462 803 200</b></p> <p><b>P462 803 250</b> -0,25 +0,50 <b>R462 803 050</b> <b>S462 803 250</b></p>							
	<p>ST : 47,00 <b>R11</b>  2,00 ETR7°</p> <p>TB : 73,50 <b>R06</b>  1,50 SR</p> <p>ØH : 49,00 <b>R35</b>  1,50 SR.R</p> <p>Hz : -16,00 -4,80</p> <p>Hx/y : 0,00 0,00</p> <p>ØV :</p> <p>Vz :</p> <p>T1 : 10,00</p>							
 <p>32,00 x 64,00 x 18,00</p>								Montaj Yüksekliği

**LAND ROVER P462 804 Ø83,00**


 <p><b>Ø83</b> RC,OCP.BB 4 Diesel Engine: Evoke, Discovery, Velar <b>204 DTD</b> <b>(DIFFERENT RING</b> <b>SIZE)</b> <b>INGENIUM TURBO</b> <b>DIESEL...</b> <b>SD4 2,0 180 PS</b> <b>Jaguar</b></p>	<p><b>P462 804 000</b> STD STD <b>R462 804 000</b> <b>S462 804 000</b></p> <p><b>P462 804 025</b> STD +0,25 <b>R462 804 025</b> <b>S462 804 025</b></p> <p><b>P462 804 050</b> STD +0,50 <b>R462 804 050</b> <b>S462 804 050</b></p> <p><b>P462 804 001</b> STD +1,00 <b>R462 804 001</b> <b>S462 804 001</b></p> <p><b>P462 804 200</b> -0,20 STD <b>R462 804 000</b> <b>S462 804 200</b></p> <p><b>P462 804 250</b> -0,20 +0,50 <b>R462 804 050</b> <b>S462 804 250</b></p>							
	<p>ST : 47,00 <b>R16</b>  2,00 TR6°</p> <p>TB : 73,50 <b>R06</b>  2,00 SR</p> <p>ØH : 49,00 <b>R35</b>  2,00 SR.R</p> <p>Hz : -16,00 -4,80</p> <p>Hx/y : 0,00 0,00</p> <p>ØV :</p> <p>Vz :</p> <p>T1 : 10,00</p>							
 <p>32,00 x 64,00 x 18,00</p>								Montaj Yüksekliği










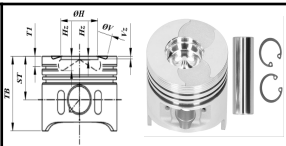



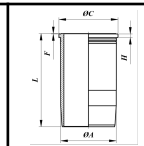








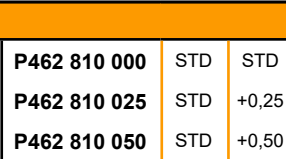

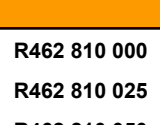
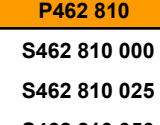











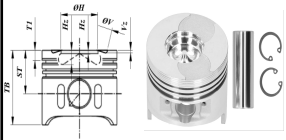


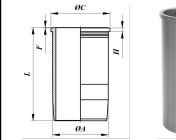







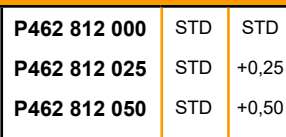
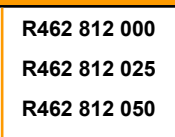
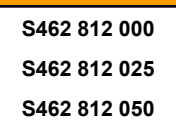








**LAND ROVER P462 807 Ø83,00**

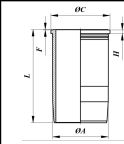
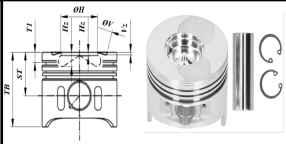
 <p><b>Ø83</b> RC,OCP.BB 4 Diesel Engine: <b>204 DTA</b> <b>2,0 240 PS</b></p>	<p><b>P462 807 000</b> STD STD <b>R462 807 000</b> <b>S462 807 000</b></p> <p><b>P462 807 025</b> STD +0,25 <b>R462 807 025</b> <b>S462 807 025</b></p> <p><b>P462 807 050</b> STD +0,50 <b>R462 807 050</b> <b>S462 807 050</b></p> <p><b>P462 807 001</b> STD +1,00 <b>R462 807 001</b> <b>S462 807 001</b></p> <p><b>P462 807 200</b> -0,25 STD <b>R462 807 000</b> <b>S462 807 200</b></p> <p><b>P462 807 250</b> -0,25 +0,50 <b>R462 807 050</b> <b>S462 807 250</b></p>	<p>ST : 47,00</p> <p>TB : 73,50</p> <p>ØH : 49,00</p> <p>H<sub>z</sub> : -16,00 -4,80</p> <p>H<sub>x/y</sub> : 0,00 0,00</p> <p>ØV :</p> <p>V<sub>z</sub> :</p> <p>T1 : 10,00</p>		<p><b>R11</b>  2,00 TR6°</p> <p><b>R06</b>  2,00 SR</p> <p><b>R35</b>  2,00 SR.R</p>				
	 <p>32,00 x 64,00 x 18,00</p>						Montaj Yüksekliği	

**LAND ROVER P462 808 Ø84,00**

 <p><b>Ø84</b></p>	<p><b>P462 808 000</b> STD STD <b>R462 808 000</b> <b>S462 808 000</b></p> <p><b>P462 808 100</b> -0,10 STD <b>R462 808 000</b> <b>S462 808 100</b></p> <p><b>P462 808 150</b> -0,10 +0,50 <b>R462 808 050</b> <b>S462 808 150</b></p> <p><b>P462 808 200</b> -0,20 STD <b>R462 808 000</b> <b>S462 808 200</b></p> <p><b>P462 808 250</b> -0,20 +0,50 <b>R462 808 050</b> <b>S462 808 250</b></p> <p><b>P462 808 300</b> -0,30 STD <b>R462 808 000</b> <b>S462 808 300</b></p>	<p>ST : 47,00</p> <p>TB : 71,00</p> <p>ØH : 47,62</p> <p>H<sub>z</sub> : -15,35 -4,10</p> <p>H<sub>x/y</sub> : 0,00 0,00</p> <p>ØV :</p> <p>V<sub>z</sub> :</p> <p>T1 : 9,50</p>		<p><b>R01</b>  2,00 SR</p> <p><b>R08</b>  2,00 SR.R</p> <p><b>R35</b>  2,00 SR.R</p>				
	 <p>30,00 x 63,65 x 15,00</p>						Montaj Yüksekliği	

LAND ROVER		P462 809				Ø84,00		
       	 <p><b>Ø84</b></p>	<b>P462 809 000</b> STD STD <b>R462 809 000</b> <b>S462 809 000</b> <b>P462 809 025</b> STD +0,25 <b>R462 809 025</b> <b>S462 809 025</b> <b>P462 809 050</b> STD +0,50 <b>R462 809 050</b> <b>S462 809 050</b> <b>P462 809 001</b> STD +1,00 <b>R462 809 001</b> <b>S462 809 001</b>						
	<b>ST :</b> 47,00 <b>TB :</b> 71,00 <b>ØH :</b> 41,55 <b>Hz :</b> -16,50 -6,00 <b>Hx/y :</b> 0,00 0,00 <b>ØV :</b> 27,50 27,50 <b>Vz :</b> -1,48 -1,48 <b>T1 :</b> 9,20	<b>R16</b>  3,00 TR15° <b>R26</b>  2,00 SR <b>R35</b>  3,00 SR.R						
 <p>30,00 x 68,00 x 15,00</p>							Montaj Yüksekliği	
LAND ROVER		P462 810				Ø84,00		
       	 <p><b>Ø84</b></p> <p>RC,OCP,YP,T 6</p> <p>Diesel Engine : Citroën C5 C6 Jaguar F-Pace XF Land Rover Discovery-IV Range Rover Sport Range Rover Velar Peugeot 407 DT20C X8C AJV6D 30DDTX</p> <p><b>Lion 3.0L V6 GEN 2 L405</b> Discovery 3.0 TDV6 <b>306DT / 306DDTX</b></p> <p>Peugeot, Jaguar</p>	<b>P462 810 000</b> STD STD <b>R462 810 000</b> <b>S462 810 000</b> <b>P462 810 025</b> STD +0,25 <b>R462 810 025</b> <b>S462 810 025</b> <b>P462 810 050</b> STD +0,50 <b>R462 810 050</b> <b>S462 810 050</b> <b>P462 810 200</b> -0,20 STD <b>R462 810 000</b> <b>S462 810 200</b> <b>P462 810 250</b> -0,20 +0,50 <b>R462 810 050</b> <b>S462 810 250</b> <b>P462 810 001</b> STD +1,00 <b>R462 810 001</b> <b>S462 810 001</b> <b>P462 810 201</b> -0,20 +1,00 <b>R462 810 001</b> <b>S462 810 900</b> <b>P462 810 900</b> -0,90 STD <b>R462 810 000</b> <b>S462 810 201</b> <b>P462 810 950</b> -0,90 +0,50 <b>R462 810 050</b> <b>S462 810 950</b>						
	<b>ST :</b> 46,00 <b>TB :</b> 70,00 <b>ØH :</b> 47,62 <b>Hz :</b> -15,35 -4,10 <b>Hx/y :</b> 0,00 0,00 <b>ØV :</b> <b>Vz :</b> <b>T1 :</b> 8,50	<b>R01</b>  2,00 SR <b>R08</b>  2,00 SR.R <b>R35</b>  2,00 SR.R						
 <p>30,00 x 63,65 x 15,00</p>							Montaj Yüksekliği	

LAND ROVER		P462 811				Ø84,00		
     	 <b>Ø84</b> RC,OCP,YP,T 6 Diesel Engine : <b>3.0L AJD V6-DT20</b> 6 Cyl. 2993 cc 155 kw-211 ps Discovery IV 2011 - 2013	<b>P462 811 000</b> STD STD <b>P462 811 025</b> STD +0,25 <b>P462 811 050</b> STD +0,50	<b>R462 811 000</b> <b>R462 811 025</b> <b>R462 811 050</b>	<b>S462 811 000</b> <b>S462 811 025</b> <b>S462 811 050</b>				
	ST : 46,00 TB : 70,00 ØH : 47,62 Hz : -15,35 -4,10 Hx/y : 0,00 0,00 ØV : Vz : T1 : 8,50	<b>R01</b>  1,75 SR <b>R08</b>  1,75 SR.R <b>R35</b>  2,00 SR.R						
	 30,00 x 63,65 x 15,00							
LAND ROVER		P462 812				Ø84,00		
     	 <b>Ø84</b> RC,OCP,YP,T 8 Diesel Engine : <b>4,4L V8</b> <b>4,4 SDV8</b> <b>TDV8</b>	<b>P462 812 000</b> STD STD <b>P462 812 025</b> STD +0,25 <b>P462 812 050</b> STD +0,50 <b>P462 812 200</b> -0,20 STD <b>P462 812 250</b> -0,20 +0,50	<b>R462 812 000</b> <b>R462 812 025</b> <b>R462 812 050</b> <b>R462 812 000</b> <b>R462 812 050</b>	<b>S462 812 000</b> <b>S462 812 025</b> <b>S462 812 050</b> <b>S462 812 200</b> <b>S462 812 250</b>				
	ST : 46,00 TB : 70,00 ØH : 4982,00 Hz : -15,35 -4,10 Hx/y : 0,00 0,00 ØV : Vz : T1 : 8,50	<b>R01</b>  2,00 SR <b>R07</b>  2,00 SR.R <b>R35</b>  2,00 SR.R						
	 30,00 x 63,65 x 15,00							



LAND ROVER

P462 813

Ø84,50



Ø84,5

EP,T

6



Benzin Engine :  
 3.0 / 5.0 Benzin 292  
 -360-PS  
 6/8 Cyl.


**P462 813 000** STD STD  
**P462 813 050** STD +0,50

**R462 813 000**  
**R462 813 050**

**S462 813 000**  
**S462 813 050**

ST : 30,10  
 TB : 50,60  
 ØH : 39,50  
 Hz : 6,50 -6,71  
 Hx/y : -0,35 -4,50  
 ØV : 36,00 36,00  
 Vz : -1,90 -1,90  
 T1 : 42,80

**R02**  1,20 SR.R  
**R21**  1,20 SR.R  
**R37**  2,00 SR.R



22,00 x 49,00 x 11,00

Montaj Yüksekliği

LAND ROVER

P462 814

Ø88,86



Ø88,86


**P462 814 000** STD STD  
**P462 814 025** STD +0,25  
**P462 814 050** STD +0,50  
**P462 814 075** STD +0,75  
**P462 814 001** STD +1,00

**R462 814 000**  
**R462 814 025**  
**R462 814 050**  
**R462 814 075**  
**R462 814 001**

**S462 814 000**  
**S462 814 025**  
**S462 814 050**  
**S462 814 075**  
**S462 814 001**

ST : 47,37  
 TB : 77,09  
 ØH : 71,12  
 Hz : -5,21  
 Hx/y : 0,00 0,00  
 ØV :  
 Vz :  
 T1 : 6,65

**R01**  1,59 SR  
**R09**  1,59 SR  
**R32**  4,76 SR








22,22 x 72,80 x 13,00






Montaj Yüksekliği

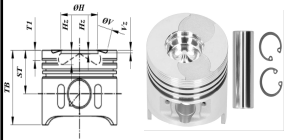


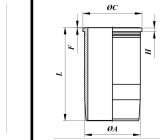







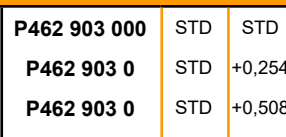
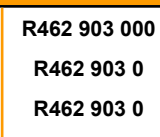
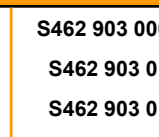












**LAND ROVER P462 815 Ø88,86**

 <p><b>Ø88,86</b></p> <p>8</p> <p>Diesel Engine: <b>Defender Station Wagon 3.5 4x4, Discovery I 3.5, Range Rover I 3.5 Vogue 22 D / 24 D / 25 D</b></p> <p>3.5 Efi 3528cm<sup>3</sup> 9,35:1 Rover 350 vanden plas 1977...1986 Range Rover 3.5 1981...1988 Range Rover 1977...1988 Discovery 1989 / Range Rover 1986...1988</p>	<p><b>P462 815 000</b> STD STD <b>R462 815 000</b> <b>S462 815 000</b></p> <p><b>P462 815 025</b> STD +0,25 <b>R462 815 025</b> <b>S462 815 025</b></p> <p><b>P462 815 050</b> STD +0,50 <b>R462 815 050</b> <b>S462 815 050</b></p> <p><b>P462 815 075</b> STD +0,75 <b>R462 815 075</b> <b>S462 815 075</b></p> <p><b>P462 815 001</b> STD +1,00 <b>R462 815 001</b> <b>S462 815 001</b></p>	<p>ST : 47,17</p> <p>TB : 77,09</p> <p>ØH : 71,12</p> <p>Hz : -2,36</p> <p>Hx/y : 0,00 0,00</p> <p>ØV :</p> <p>Vz :</p> <p>T1 : 6,65</p>	<p><b>R01</b>  1,59 SR</p> <p><b>R09</b>  1,59 SR</p> <p><b>R32</b>  4,76 SR</p>	<p>22,22 x 72,80 x 13,00</p> 	<p>Montaj Yüksekliği</p>






**LAND ROVER P462 901 Ø90,48**

 <p><b>Ø90,475</b></p> <p>4</p> <p>Benzin Engine : <b>88 Series II, 88 Series IIA, 109 Series II, 109 Series IIA, 109 Series III, 110 2 1/4L / 10 H / 11 H</b></p> <p>2.3 Ltr., 2286 ccm Land-Rover 88/90/109/110,1959-1986</p>	<p><b>P462 901 000</b> STD STD <b>R462 901 000</b> <b>S462 901 000</b></p> <p><b>P462 901 050</b> STD +0,50 <b>R462 901 050</b> <b>S462 901 050</b></p> <p><b>P462 901 075</b> STD +0,75 <b>R462 901 075</b> <b>S462 901 075</b></p> <p><b>P462 901 001</b> STD +1,00 <b>R462 901 001</b> <b>S462 901 001</b></p> <p><b>P462 901 002</b> STD +1,50 <b>R462 901 002</b> <b>S462 901 002</b></p>	<p>ST : 58,52</p> <p>TB : 99,92</p> <p>ØH :</p> <p>Hz :</p> <p>Hx/y :</p> <p>ØV :</p> <p>Vz :</p> <p>T1 : 15,70</p>	<p><b>R02</b>  1,78 SR</p> <p><b>R02</b>  1,78 SR</p> <p><b>R35</b>  4,75 SR</p>	<p>L462 909 000 STD <b>K462 901 000</b></p> <p>L462 909 001 Ø A : ,02 <b>K462 901 001</b></p> 	<p>Type : DS</p> <p>Coating :</p> <p>Ø A : 94,50</p> <p>Ø C :</p> <p>H :</p> <p>L : 191,36</p> <p>F :</p> <p>Montaj Yüksekliği</p>






LAND ROVER		P462 902				Ø90,48		
     	 <p><b>Ø90,475</b></p> <p>RC,T</p> <p>4</p> <p>Diesel Engine : <b>Discovery I 2.5 TDI, Discovery I 2.5 D 4x4</b></p> <p><b>17 L / 19 L / 300TDI</b></p> <p>Diesel 2486 cc 83 kW (113 PS) 19,3:1 Turbo,Direkt Enjeksiyon Defender 110,Defender 130, Defender 90, Discovery 2,5 ES, Discovery 2,5 XS,Range Rover Vogue Classic SE,Vogue SE 1994-...</p>	<b>P462 902 000</b> STD STD <b>P462 902 050</b> STD +0,50 <b>P462 902 001</b> STD +1,00	<b>R462 902 000</b> <b>R462 902 050</b> <b>R462 902 001</b>	<b>S462 902 000</b> <b>S462 902 050</b> <b>S462 902 001</b>				
	<p>ST : 55,40</p> <p>TB : 92,00</p> <p>ØH : 39,00</p> <p>Hz : -18,45 -4,35</p> <p>Hx/y : -3,40 0,00</p> <p>ØV :</p> <p>Vz :</p> <p>T1 : 8,50</p>	<p>R16  3,00 TR6°</p> <p>R26  2,50 SR</p> <p>R35  3,00 SR.R</p>						
 <p>30,16 x 77,00 x 16,00</p>								<p><b>Montaj Yüksekliği</b></p> <p>1. çentik conta ile + 0,50 / + 0,60</p> <p>2. çentik conta ile + 0,61 / + 0,70</p> <p>3. çentik conta ile + 0,71 / + 0,80</p>
LAND ROVER		P462 903				Ø90,48		
     	 <p><b>Ø90,48</b></p> <p>6</p> <p>Diesel Engine : 88 - 89 - 109 - 110 Series II-III 1300, S 2000, Santana, Cazorla, 1964 - 1984</p> <p><b>10J 2,3 Ltr</b></p> <p>45,5 kW (62PS)</p>	<b>P462 903 000</b> STD STD <b>P462 903 0</b> STD +0,254 <b>P462 903 0</b> STD +0,508 <b>P462 903 0</b> STD +0,762 <b>P462 903 0</b> STD +1,016 <b>P462 903 0</b> STD +1,27 <b>P462 903 0</b> STD +1,524	<b>R462 903 000</b> <b>R462 903 0</b> <b>R462 903 0</b> <b>R462 903 0</b> <b>R462 903 0</b> <b>R462 903 0</b>	<b>S462 903 000</b> <b>S462 903 0</b> <b>S462 903 0</b> <b>S462 903 0</b> <b>S462 903 0</b> <b>S462 903 0</b> <b>S462 903 0</b>				
	<p>ST : 58,72</p> <p>TB : 100,13</p> <p>ØH : 52,30</p> <p>Hz : -6,40</p> <p>Hx/y : 17,00 0,00</p> <p>ØV :</p> <p>Vz :</p> <p>T1 : 12,30</p>	<p>R01  2,39 SR</p> <p>R06  2,39 SR</p> <p>R06  2,39 SR</p> <p>R35  4,75 SR</p> <p>R31  4,75 SR</p>						
 <p>30,16 x 74,50 x 19,00</p>								



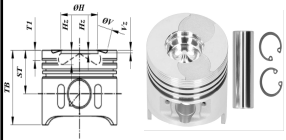



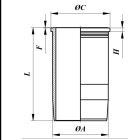










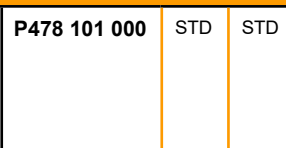


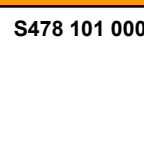
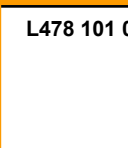


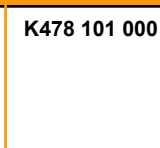





**LAND ROVER P462 904 Ø92,50**

 <p><b>Ø92,5</b></p> <p>EP,T 10 Benzin Engine : 5.0 L 10-Cyl.</p> <p>FORD / JAGUAR</p>	<p><b>P462 904 000</b> STD STD <b>R462 904 000</b> <b>S462 904 000</b></p> <p><b>P462 904 025</b> STD +0,25 <b>R462 904 025</b> <b>S462 904 025</b></p> <p><b>P462 904 050</b> STD +0,50 <b>R462 904 050</b> <b>S462 904 050</b></p> <p><b>P462 904 040</b> STD +0,40 <b>R462 904 040</b> <b>S462 904 040</b></p>						
	<p>ST : 27,80</p> <p>TB : 47,80</p> <p>ØH : 83,00</p> <p>H<sub>z</sub> : -2,90 -0,55</p> <p>H<sub>x/y</sub> : 0,00 0,00</p> <p>ØV : 36,00 36,00</p> <p>V<sub>z</sub> : -0,60 -0,60</p> <p>T1 : 4,55</p>	<p><b>R01</b>  1,20 SR</p> <p><b>R21</b>  1,50 SR</p> <p><b>R38</b>  2,00 SR.R</p>					
 <p>22,00 x 57,00 x 13,00</p>							Montaj Yüksekliği

**LAND ROVER P462 905 Ø92,50**





 <p><b>Ø92,5</b></p>	<p><b>P462 905 000</b> STD STD <b>R462 905 000</b> <b>S462 905 000</b></p> <p><b>P462 905 025</b> STD +0,25 <b>R462 905 025</b> <b>S462 905 025</b></p> <p><b>P462 905 050</b> STD +0,50 <b>R462 905 050</b> <b>S462 905 050</b></p>						
	<p>ST : 27,80</p> <p>TB : 47,80</p> <p>ØH : 83,00</p> <p>H<sub>z</sub> : -2,90 -0,55</p> <p>H<sub>x/y</sub> : 0,00 0,00</p> <p>ØV : 36,00 36,00</p> <p>V<sub>z</sub> : -0,60 -0,60</p> <p>T1 : 4,55</p>	<p><b>R01</b>  1,20 SR</p> <p><b>R21</b>  1,50 SR</p> <p><b>R38</b>  2,00 SR.R</p>					
 <p>22,00 x 57,00 x 13,00</p>							







LEYLAND		P476 901				Ø98,00		
       	<b>P476 901 000</b>	STD	STD	<b>R476 901 000</b>	<b>S476 901 000</b>			
	 <p><b>Ø98</b></p> <p>4/6</p> <p><b>Diesel Motor : 4-98 NV / 6-98DV / 6-98NV</b>  4.98 NV, R 4, 3770 cm³, 46 - 55 kW (63 - 75 PS), 16,8:1 360 / 550 FG Series 1974...  6.98 DV, R 6, 5655 cm³, 71,5 - 84,5 kW (97- 115 PS) 1000-43 / 33 Series 1972... 1200-33 Series 1972... / 1300 Series 1972...  6.98 NV, R 6, 5655 cm³, 71,5 - 84,5 kW (97-115 PS) 1000-43 / 33 Series 1972... Terrier 850 1972... / 2100 Series 1972...</p> <p><b>ST :</b> 68,20  <b>TB :</b> 116,30  <b>ØH :</b> 56,00  <b>Hx/y :</b> -25,00 -18,50  <b>Hx/y :</b> -4,00 0,00  <b>ØV :</b> 45,20 45,20  <b>Vz :</b> -2,40 -2,40  <b>T1 :</b> 15,55</p>  <p>34,92 x 82,50 x 18,00</p>			<p><b>R01</b>  2,39 SR</p> <p><b>R06</b>  2,39 SR</p> <p><b>R06</b>  2,39 SR</p> <p><b>R31</b>  6,35 SR</p> <p><b>R34</b>  4,75 SR</p>				
								Montaj Yüksekliği
LIEBHERR		P478 101				Ø115,00		
       	<b>P478 101 000</b>	STD	STD	<b>R478 101 000</b>	<b>S478 101 000</b>	<b>L478 101 000</b>	STD	<b>K478 101 000</b>
	 <p><b>Ø115</b></p> <p>RC</p> <p>4/6</p> <p><b>Diesel Engine:</b>  <b>D 904 T</b>  R 4 Diesel ,5608 cm³, 99,5 kW (135 PS),16:1 Turbo Einbaumotor 1984...  <b>D 906 T</b>  R 6 Diesel ,8412 cm³, 147 kW (200 PS),16:1 Turbo Einbaumotor 1984...</p> <p><b>ST :</b> 82,79  <b>TB :</b> 127,80  <b>ØH :</b> 65,50  <b>Hx/y :</b> -25,00 -13,75  <b>Hx/y :</b> 4,00 -3,00  <b>ØV :</b>  <b>Vz :</b>  <b>T1 :</b> 15,30</p>  <p>45,00 x 96,00 x 22,00</p>			<p><b>R16</b>  3,00 TR15°</p> <p><b>R06</b>  2,50 SR</p> <p><b>R35</b>  4,00 SR.R</p>			<p><b>Type :</b> W</p> <p><b>Coating :</b></p> <p><b>Ø A :</b> 132,50  <b>Ø C :</b> 144,00  <b>H :</b> 12,00  <b>L :</b> 246,60  <b>F :</b> 0,60</p>	
								Montaj Yüksekliği





LIEBHERR		P478 203				Ø122,00			
 <b>Ø122</b>	<b>P478 203 000</b>	STD	STD	<b>R478 203 000</b>	<b>S478 203 000</b>				
	<b>ST :</b> 82,60 <b>TB :</b> 127,60 <b>ØH :</b> 73,00 <b>Hz :</b> -26,40    -9,00 <b>Hx/y :</b> 2,75    -1,50 <b>ØV :</b> <b>Vz :</b> <b>T1 :</b> 20,25			<b>R16</b>  3,50 TR15° <b>R06</b>  2,50 SR <b>R35</b>  4,00 SR.R					
	 45,00 x 100,00 x 22,00								Montaj Yüksekliği

LIEBHERR		P478 204				Ø122,00			
 <b>Ø122</b>  RC 4/6  Diesel Engine: <b>D 934 S</b> R4, 6356 cm³ 150 kW (204 PS) 17,1 Turbo <b>D 936 S</b> R6, 9534 cm³ 225 kW (306 PS) 17,1 Turbo	<b>P478 204 000</b>	STD	STD	<b>R478 204 000</b>	<b>S478 204 000</b>				
	<b>ST :</b> 79,00 <b>TB :</b> 121,00 <b>ØH :</b> 90,01 <b>Hz :</b> 0,00    0,00 <b>Hx/y :</b> -19,70    -10,50 <b>ØV :</b> <b>Vz :</b> <b>T1 :</b> 13,30			<b>R16</b>  3,50 TR15° <b>R06</b>  2,50 SR <b>R35</b>  4,00 SR					Montaj Yüksekliği
	 52,00 x 96,00 x 23,00								



LIEBHERR

P478 205

Ø122,00



Ø122

RC,OCP,F  
4/6Diesel Engine:  
D926 TI-E A5

P478 205 000

STD

STD

R478 205 000

S478 205 000

ST : 79,30

TB : 121,40

ØH : 73,00

Hz : -23,10 -5,60

Hx/y : 3,00 1,00

ØV :

Vz :

T1 : 16,80



45,00 x 100,00 x 22,00

R16  3,50 TR15°R06  2,50 SRR35  4,00 SR.R

Montaj Yüksekliği

LIEBHERR

P478 301

Ø130,00



Ø130

RC,OCP,BB  
6Diesel Engine:  
D 956

P478 301 000

STD

STD

R478 301 000

S478 301 000

ST : 72,00

TB : 113,00

ØH : 90,01

Hz : -23,00 -10,00

Hx/y : 0,00 0,00

ØV :

Vz :

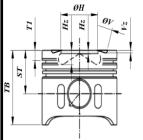



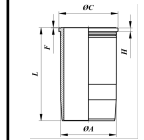


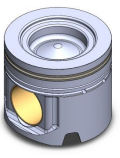





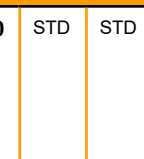
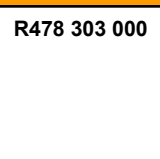
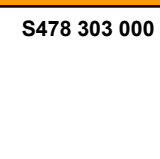








T1 : 12,50



52,00 x 95,00 x 28,00

R17  3,00 TR15°R06  2,00 SRR35  3,50 SR.R

Montaj Yüksekliği

LIEBHERR		P478 302				Ø130,00		
      	<b>P478 302 000</b>	STD	STD	<b>R478 302 000</b>	<b>S478 302 000</b>			
	 <p><b>Ø130</b></p>	<b>ST :</b> 72,00 <b>TB :</b> 113,00 <b>ØH :</b> 90,01 <b>Hz :</b> -23,00    -10,00 <b>Hx/y :</b> 0,00    0,00 <b>ØV :</b> <b>Vz :</b> <b>T1 :</b> 12,00	<b>R16</b>  4,00 TR6° <b>R06</b>  3,16 SR <b>R35</b>  4,00 SR.R					Montaj Yüksekliği
	 <p>52,00 x 95,00 x 28,00</p>							
LIEBHERR		P478 303				Ø130,00		
      	<b>P478 303 000</b>	STD	STD	<b>R478 303 000</b>	<b>S478 303 000</b>			
	 <p><b>Ø130</b></p> <p>RC</p> <p>Diesel Engine: D 9308</p>	<b>ST :</b> 90,00 <b>TB :</b> 135,00 <b>ØH :</b> 72,50 <b>Hz :</b> -31,00    -13,50 <b>Hx/y :</b> -6,25    1,00 <b>ØV :</b> <b>Vz :</b> <b>T1 :</b> 16,80	<b>R16</b>  3,50 TR15° <b>R01</b>  2,50 SR <b>R35</b>  4,00 SR.R					Montaj Yüksekliği
	 <p>52,00 x 102,00 x 26,00</p>							



LIEBHERR

P478 304

Ø135,00



Ø135

RC

6/8

Diesel Engine:

D 9406 TI/TI-E

V 6 Diesel, 12882 cc, 330 kW

(449 PS), 17,2:1, 12 Ventile

D 9408 TI

V 8 Diesel, 17177 cc, 440 kW

(598 PS), 17,2:1, 16 Ventile

P478 304 000

STD

STD

R478 304 000

S478 304 000

ST : 90,00

TB : 135,00

ØH : 80,00

Hz : -25,00 -6,00

Hx/y : -4,00 0,00

ØV :

Vz :

T1 : 16,80



52,00 x 108,00 x 24,00

R16  4,00 TR15°R06  2,50 SRR35  4,00 SR.R

Montaj Yüksekliği

LISTER

P486 801

Ø82,55



Ø82,55

1/2

Diesel Engine :

LT 1/2.

Aircooled

1974...

P486 801 000

STD

STD

R486 801 000

S486 801 000

P486 801 050

STD

+0,50

R486 801 050

S486 801 050

P486 801 075

STD

+0,75

R486 801 075

S486 801 075

P486 801 001

STD

+1,00

R486 801 001

S486 801 001

P486 801 002

STD

+1,50

R486 801 002

S486 801 002

ST : 47,65

TB : 83,06

ØH : 43,15


Hz : -12,95

Hx/y : -4,80 -0,35

ØV :

Vz :

T1 : 13,65














28,58 x 69,67 x 17,00

R16  2,41 TR10°R26  1,98 SRR35  3,97 SRR33  3,97 SR









Montaj Yüksekliği









LISTER		P486 802				Ø86,00		
 <p><b>Ø86</b></p> <p>SP 1/2</p> <p>Diesel Engine : Alpha LPW T4</p>	<b>P486 802 000</b>	STD	STD	<b>R486 802 000</b>	<b>S486 802 000</b>			
	<b>P486 802 050</b>	STD	+0,50	<b>R486 802 050</b>	<b>S486 802 050</b>			
	<b>P486 802 001</b>	STD	+1,00	<b>R486 802 001</b>	<b>S486 802 001</b>			
	<b>P486 802 025</b>	STD	+0,25	<b>R486 802 025</b>	<b>S486 802 025</b>			
	<p><b>ST :</b> 43,15</p> <p><b>TB :</b> 69,15</p> <p><b>ØH :</b> 42,00</p> <p><b>Hz :</b> -15,52    -6,75</p> <p><b>Hx/y :</b> 4,00    1,00</p> <p><b>ØV :</b></p> <p><b>Vz :</b></p> <p><b>T1 :</b> 11,20</p>		<p>1,75 SR</p> <p>2,00 SR</p> <p><b>R35</b>  4,00 SR</p>					
 <p>25,00 x 64,00 x 14,00</p>								Montaj Yüksekliği

LISTER		P486 803				Ø88,90		
 <p><b>Ø88,9</b></p> <p>1/2/3/4</p> <p>Diesel Engine : <b>SR 1/2/3/4</b>, Aircooled</p>	<b>P486 803 000</b>	STD	STD	<b>R486 803 000</b>	<b>S486 803 000</b>	<b>L486 804 000</b>	STD	<b>K486 803 000</b>
	<b>P486 803 050</b>	STD	+0,50	<b>R486 803 050</b>	<b>S486 803 050</b>	<b>L486 805 000</b>	Ø A : -92,85	<b>K486 803 001</b>
	<b>P486 803 075</b>	STD	+0,75	<b>R486 803 075</b>	<b>S486 803 075</b>			
	<b>P486 803 001</b>	STD	+1,00	<b>R486 803 001</b>	<b>S486 803 001</b>			
	<b>P486 803 002</b>	STD	+1,50	<b>R486 803 002</b>	<b>S486 803 002</b>			
	<p><b>ST :</b> 65,14</p> <p><b>TB :</b> 103,19</p> <p><b>ØH :</b> 34,70</p> <p><b>Hz :</b> -17,22</p> <p><b>Hx/y :</b> 4,45    -0,75</p> <p><b>ØV :</b></p> <p><b>Vz :</b></p> <p><b>T1 :</b> 16,40</p>		<p><b>R16</b>  3,20 TR10°</p> <p><b>R06</b>  2,38 SR</p> <p><b>R06</b>  2,38 SR</p> <p><b>R33</b>  3,97 SR</p> <p><b>R31</b>  3,97 SR</p>		 <p><b>Type :</b> DS</p> <p><b>Coating :</b></p> <p>Ø A : 92,85</p> <p>Ø C : 94,90</p> <p>H : 4,97</p> <p>L : 185,70</p> <p>F :</p>			
 <p>29,37 x 76,00 x 17,00</p>								










LISTER		P486 901				Ø95,25		
 <p><b>Ø95,25</b></p> <p>S</p> <p>1/2/3</p> <p>Diesel Engine :</p> <p><b>ST1 / ST2 / ST3</b></p> <p>Aircooled 1975-1985</p> <p><b>TS1 / TS2 / TS3</b>,</p> <p>Aircooled 1984...</p>	<b>P486 901 000</b>	STD	STD	<b>R486 901 000</b>	<b>S486 901 000</b>		STD	<b>K486 901 000</b>
	<b>P486 901 050</b>	STD	+0,50	<b>R486 901 050</b>	<b>S486 901 050</b>			
	<b>P486 901 075</b>	STD	+0,75	<b>R486 901 075</b>	<b>S486 901 075</b>			
	<b>P486 901 001</b>	STD	+1,00	<b>R486 901 001</b>	<b>S486 901 001</b>			
	<b>P486 901 002</b>	STD	+1,50	<b>R486 901 002</b>	<b>S486 901 002</b>			
<p>ST : 65,09</p> <p>TB : 103,19</p> <p>ØH : 45,10</p> <p>Hz : -15,80</p> <p>Hx/y : -6,25    0,00</p> <p>ØV :</p> <p>Vz :</p> <p>T1 : 15,25</p>		<p><b>R16</b>  3,18 TR10°</p> <p><b>R06</b>  2,39 SR</p> <p><b>R06</b>  2,39 SR</p> <p><b>R35</b>  4,75 SR</p> <p><b>R31</b>  4,76 SR</p>		<p>Type : DS</p> <p>Coating :</p> <p>Ø A : 99</p> <p>Ø C : 101,00</p> <p>H : 5,97</p> <p>L : 210</p> <p>F :</p>		Montaj Yüksekliği		
 <p>33,33 x 79,00 x 19,00</p>								

LISTER		P486 902				Ø98,43		
 <p><b>Ø98,43</b></p> <p>SP</p> <p>1/2/3</p> <p>Diesel Engine :</p> <p><b>TR</b></p> <p>5,5 KW ( 7.5 PS) 773 cmm,</p> <p>25,9 KW ( 35 PS) 2319 cmm</p>	<b>P486 902 000</b>	STD	STD	<b>R486 902 000</b>	<b>S486 902 000</b>		STD	<b>K486 902 000</b>
	<b>P486 902 025</b>	STD	+0,25	<b>R486 902 025</b>	<b>S486 902 025</b>			
	<b>P486 902 050</b>	STD	+0,50	<b>R486 902 050</b>	<b>S486 902 050</b>			
	<b>P486 902 075</b>	STD	+0,75	<b>R486 902 075</b>	<b>S486 902 075</b>			
	<b>P486 902 001</b>	STD	+1,00	<b>R486 902 001</b>	<b>S486 902 001</b>			
<p>ST : 58,80</p> <p>TB : 89,25</p> <p>ØH : 49,75</p> <p>Hz : -16,30</p> <p>Hx/y : -6,20    0,00</p> <p>ØV :</p> <p>Vz :</p> <p>T1 : 14,70</p>		<p><b>R16</b>  3,16 TR10°</p> <p><b>R06</b>  2,38 SR</p> <p><b>R35</b>  4,76 SR</p>		<p>Type : AC</p> <p>Coating :</p> <p>Ø A : 107,85</p> <p>Ø C : 114,30</p> <p>H : 148,82</p> <p>L : 185,70</p> <p>F : 5,7</p>		Montaj Yüksekliği		
 <p>33,33 x 82,40 x 19,00</p>								

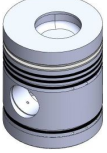










**LISTER** **P486 001** **Ø107,95**






 <p><b>Ø107,95</b></p> <p>S 2/3</p> <p>Diesel Engine: <b>HRA / HRW</b>, HR2 / HR3 Aircooled</p>	<p><b>P486 001 000</b> STD STD <b>R486 001 000</b> <b>S486 001 000</b> <b>L486 008 000</b> STD <b>K486 001 000</b></p> <p><b>P486 001 050</b> STD +0,50 <b>R486 001 050</b> <b>S486 001 050</b> <b>L486 008 001</b> Ø A : <b>K486 001 001</b></p> <p><b>P486 001 075</b> STD +0,75 <b>R486 001 075</b> <b>S486 001 075</b></p> <p><b>P486 001 001</b> STD +1,00 <b>R486 001 001</b> <b>S486 001 001</b></p> <p><b>P486 001 002</b> STD +1,50 <b>R486 001 002</b> <b>S486 001 002</b></p>	 <p>39,70 x 89,00 x 19,00</p>	<p><b>ST</b> : 73,02</p> <p><b>TB</b> : 127,00</p> <p><b>ØH</b> : 50,85</p> <p><b>H<sub>z</sub></b> : -20,47</p> <p><b>Hx/y</b> : 6,50 0,00</p> <p><b>ØV</b> :</p> <p><b>Vz</b> :</p> <p><b>T1</b> : 18,85</p>	<p><b>R16</b>  3,97 TR10°</p> <p><b>R06</b>  3,18 SR</p> <p><b>R06</b>  3,18 SR</p> <p><b>R35</b>  4,76 SR</p> <p><b>R31</b>  4,76 SR</p>	<p><b>Type</b> : DS</p> <p><b>Coating</b> :</p> <p><b>Ø A</b> : 112,65</p> <p><b>Ø C</b> : 113,5</p> <p><b>H</b> : 5,97</p> <p><b>L</b> : 230</p> <p><b>F</b> :</p>	<p>Montaj Yüksekliği</p>	

**LISTER** **P486 002** **Ø107,95**






 <p><b>Ø107,95</b></p> <p>RC 4/6</p> <p>Diesel Engine: <b>HRW3</b> Watercooled</p>	<p><b>P486 002 000</b> STD STD <b>R486 002 000</b> <b>S486 002 000</b> <b>L486 009 000</b> STD <b>K486 002 000</b></p> <p><b>P486 002 050</b> STD +0,50 <b>R486 002 050</b> <b>S486 002 050</b> <b>L486 009 001</b> Ø A : <b>K486 002 001</b></p> <p><b>P486 002 075</b> STD +0,75 <b>R486 002 075</b> <b>S486 002 075</b></p> <p><b>P486 002 001</b> STD +1,00 <b>R486 002 001</b> <b>S486 002 001</b></p> <p><b>P486 002 002</b> STD +1,50 <b>R486 002 002</b> <b>S486 002 002</b></p>	 <p>39,70 x 89,00 x 19,00</p>	<p><b>ST</b> : 73,02</p> <p><b>TB</b> : 127,00</p> <p><b>ØH</b> : 50,85</p> <p><b>H<sub>z</sub></b> : -20,47</p> <p><b>Hx/y</b> : 6,50 0,00</p> <p><b>ØV</b> :</p> <p><b>Vz</b> :</p> <p><b>T1</b> : 18,85</p>	<p><b>R16</b>  3,97 TR10°</p> <p><b>R06</b>  3,18 SR</p> <p><b>R06</b>  3,18 SR</p> <p><b>R35</b>  4,76 SR</p> <p><b>R31</b>  4,76 SR</p>	<p><b>Type</b> : DS</p> <p><b>Coating</b> :</p> <p><b>Ø A</b> : 112,65</p> <p><b>Ø C</b> : 113,5</p> <p><b>H</b> : 5,97</p> <p><b>L</b> : 230,00</p> <p><b>F</b> :</p>	<p>Montaj Yüksekliği</p>	



**LOMBARDINI P494 801 Ø80,00**

 <p><b>Ø80</b></p> <p>1 Diesel Engine :</p>	<p><b>P494 801 000</b> STD STD <b>R494 801 000</b> <b>S494 801 000</b></p> <p><b>P494 801 050</b> STD +0,50 <b>R494 801 050</b> <b>S494 801 050</b></p> <p><b>P494 801 001</b> STD +1,00 <b>R494 801 001</b> <b>S494 801 001</b></p> <p>STD</p>							
	<p>ST : 40,00</p> <p>TB : 87,90</p> <p>ØH : 40,90</p> <p>H<sub>z</sub> : -11,80 -5,30</p> <p>H<sub>x/y</sub> : 0,00 0,00</p> <p>ØV :</p> <p>V<sub>z</sub> :</p> <p>T1 : 11,00</p>	<p><b>R01</b>  2,50 SR</p> <p><b>R21</b>  2,50 SR</p> <p><b>R35</b>  4,00 SR.R</p>						
	 <p>22,00 x 67,50 x 15,00</p>							Montaj Yüksekliği

**LOMBARDINI P494 802 Ø82,00**

 <p><b>Ø82</b></p> <p>Diesel Engine : 6 LD 360 IIT</p>	<p><b>P494 802 000</b> STD STD <b>R494 802 000</b> <b>S494 802 000</b></p> <p><b>P494 802 050</b> STD +0,50 <b>R494 802 050</b> <b>S494 802 050</b></p> <p><b>P494 802 001</b> STD +1,00 <b>R494 802 001</b> <b>S494 802 001</b></p> <p><b>P494 802 002</b> STD +1,50 <b>R494 802 002</b> <b>S494 802 002</b></p>							
	<p>ST : 44,00</p> <p>TB : 71,50</p> <p>ØH : 36,00</p> <p>H<sub>z</sub> : -12,50 -5,80</p> <p>H<sub>x/y</sub> : 1,50 6,00</p> <p>ØV :</p> <p>V<sub>z</sub> :</p> <p>T1 : 10,00</p>	<p><b>R01</b>  2,00 SR</p> <p><b>R21</b>  2,00 SR</p> <p><b>R35</b>  5,00 SR.R</p>						Montaj Yüksekliği
	 <p>20,00 x 60,00 x 8,00</p>							





LOMBARDINI		P494 803				Ø82,00		
 <p><b>Ø82</b></p> <p>Diesel Engine :</p>	<b>P494 803 000</b> <b>P494 803 050</b>	STD STD	STD +0,50	<b>R494 803 000</b> <b>R494 803 050</b>	<b>S494 803 000</b> <b>S494 803 050</b>			
	ST : 47,00 TB : 100,00 ØH : 23,00 Hz : -3,90 Hx/y : -13,50    15,00 ØV : Vz : T1 : 8,00	<b>R01</b>  3,00 SR <b>R21</b>  3,00 SR <b>R21</b>  3,00 SR <b>R35</b>  5,00 SR.C						
	 <p>26,00 x 71,50 x 13,00</p>							





LOMBARDINI		P494 804				Ø82,00		
 <p><b>Ø82</b></p> <p>SP,S</p> <p>Diesel Engine :                      530, 532, 533                      1-Cyl. 359 cc                      Su Motoru</p>	<b>P494 804 000</b> <b>P494 804 050</b> <b>P494 804 001</b>	STD STD STD	STD +0,50 +1,00	<b>R494 804 000</b> <b>R494 804 050</b> <b>R494 804 001</b>	<b>S494 804 000</b> <b>S494 804 050</b> <b>S494 804 001</b>			
	ST : 44,00 TB : 72,00 ØH : 33,90 Hz : -15,00    -5,00 Hx/y : 2,00    6,00 ØV : Vz : T1 : 10,00	<b>R01</b>  2,00 SR <b>R07</b>  2,00 SR <b>R21</b>  2,00 SR <b>R35</b>  5,00 SR						
	 <p>20,00 x 60,00 x 8,00</p>							



**LOMBARDINI P494 805 Ø85,00**






 <p><b>Ø85</b></p> <p>S</p> <p>1</p> <p>Diesel Engine :  <b>3 LD 510</b>, 454 ccm,  <b>LDA 510</b>, 510 ccm,  <b>LDA 515</b>, 510 ccm,</p>	<p><b>P494 805 000</b> STD STD <b>R494 805 000</b> <b>S494 805 000</b> <b>L494 801 000</b> STD <b>K494 805 000</b></p> <p><b>P494 805 050</b> STD +0,50 <b>R494 805 050</b> <b>S494 805 050</b></p> <p><b>P494 805 001</b> STD +1,00 <b>R494 805 001</b> <b>S494 805 001</b></p>						
	<p>ST : 47,00</p> <p>TB : 85,00</p> <p>ØH : 42,90</p> <p>Hz : -16,42 -4,00</p> <p>Hx/y : -1,45 -2,00</p> <p>ØV :</p> <p>Vz :</p> <p>T1 : 12,00</p>	<p>2,00 SR</p> <p>2,00 SR</p> <p>2,00 SR</p> <p>4,00 SR.C</p>	<p>Type : AC</p> <p>Coating :</p> <p>Ø A : 91,90</p> <p>Ø C : 99,95</p> <p>H : 116,50</p> <p>L : 162,00</p> <p>F :</p>	<p>Montaj Yüksekliği</p>			
	 <p>23,00 x 64,00 x 13,00</p>						

**LOMBARDINI P494 806 Ø85,00**






 <p><b>Ø85</b></p> <p>S</p> <p>Diesel Engine :  <b>3 LDA 450</b>  <b>1 Cyl. 75cc 10 kW 12-PS</b></p>	<p><b>P494 806 000</b> STD STD <b>R494 806 000</b> <b>S494 806 000</b></p> <p><b>P494 806 050</b> STD +0,50 <b>R494 806 050</b> <b>S494 806 050</b></p> <p><b>P494 806 001</b> STD +1,00 <b>R494 806 001</b> <b>S494 806 001</b></p> <p><b>P494 806 002</b> STD +1,50 <b>R494 806 002</b> <b>S494 806 002</b></p>						
	<p>ST : 52,00</p> <p>TB : 90,00</p> <p>ØH : 43,00</p> <p>Hz : -14,50 -4,00</p> <p>Hx/y : -1,50 -1,50</p> <p>ØV :</p> <p>Vz :</p> <p>T1 : 14,45</p>	<p>R01  2,00 SR</p> <p>R07  2,00 SR</p> <p>R07  2,00 SR</p> <p>R35  4,00 SR.C</p>		<p>Montaj Yüksekliği</p>			
	 <p>23,00 x 63,00 x 13,00</p>						



**LOMBARDINI** **P494 807** **Ø85,00**


 <p><b>Ø85</b></p> <p>Diesel Engine:</p>	<p><b>P494 807 000</b> STD STD <b>R494 807 000</b> <b>S494 807 000</b></p> <p><b>P494 807 050</b> STD +0,50 <b>R494 807 050</b> <b>S494 807 050</b></p> <p><b>P494 807 001</b> STD +1,00 <b>R494 807 001</b> <b>S494 807 001</b></p>						
	<p>ST : 40,00</p> <p>TB : 70,00</p> <p>ØH : 45,80</p> <p>Hz :</p> <p>Hx/y :</p> <p>ØV :</p> <p>Vz :</p> <p>T1 :</p>	<p><b>R01</b>  2,00</p> <p><b>R07</b>  2,00</p> <p><b>R36</b>  4,00</p>					
 <p>22,00 x 64,00 x 11,50</p>							Montaj Yüksekliği

**LOMBARDINI** **P494 808** **Ø86,00**



 <p><b>Ø86</b></p> <p>S</p> <p>Diesel Engine :</p>	<p><b>P494 808 000</b> STD STD <b>R494 808 000</b> <b>S494 808 000</b></p> <p><b>P494 808 050</b> STD +0,50 <b>R494 808 050</b> <b>S494 808 050</b></p> <p><b>P494 808 001</b> STD +1,00 <b>R494 808 001</b> <b>S494 808 001</b></p> <p><b>P494 808 002</b> STD +1,50 <b>R494 808 002</b> <b>S494 808 002</b></p>						
	<p>ST : 44,00</p> <p>TB : 72,00</p> <p>ØH : 43,30</p> <p>Hz : -12,50 -5,50</p> <p>Hx/y : 1,75 5,50</p> <p>ØV :</p> <p>Vz :</p> <p>T1 : 13,00</p>	<p><b>R01</b>  2,00 SR</p> <p><b>R21</b>  2,00 SR</p> <p><b>R35</b>  4,00 SR</p>					
 <p>20,00 x 67,60 x 8,00</p>							



**LOMBARDINI P494 809 Ø86,00**






 <p><b>Ø86</b></p> <p>S 4</p> <p>Diesel Engine: 6 LD 435</p>	<p><b>P494 809 000</b> STD STD <b>R494 809 000</b> <b>S494 809 000</b></p> <p><b>P494 809 050</b> STD +0,50 <b>R494 809 050</b> <b>S494 809 050</b></p> <p><b>P494 809 001</b> STD +1,00 <b>R494 809 001</b> <b>S494 809 001</b></p> <p><b>P494 809 002</b> STD +1,50 <b>R494 809 002</b> <b>S494 809 002</b></p>						
	<p>ST : 44,00</p> <p>TB : 72,00</p> <p>ØH : 43,00</p> <p>Hz : -13,80 -6,45</p> <p>Hx/y : 1,75 5,50</p> <p>ØV :</p> <p>Vz :</p> <p>T1 : 13,00</p>	<p><b>R01</b>  2,00 SR</p> <p><b>R07</b>  2,00 SR</p> <p><b>R35</b>  4,00 SR</p>					
	 <p>22,00 x 62,00 x 13,00</p>						Montaj Yüksekliği

**LOMBARDINI P494 810 Ø88,00**






 <p><b>Ø88</b></p>	<p><b>P494 810 000</b> STD STD <b>R494 810 000</b> <b>S494 810 000</b></p> <p><b>P494 810 050</b> STD +0,50 <b>R494 810 050</b> <b>S494 810 050</b></p> <p><b>P494 810 001</b> STD +1,00 <b>R494 810 001</b> <b>S494 810 001</b></p>						
	<p>ST : 44,00</p> <p>TB : 74,80</p> <p>ØH : 69,00</p> <p>Hz : -11,30</p> <p>Hx/y : 0,00 0,00</p> <p>ØV :</p> <p>Vz :</p> <p>T1 : 8,00</p>	<p>2,00 SR</p> <p>2,00 SR</p> <p>4,50 SR</p>					Montaj Yüksekliği
	 <p>18,00 x 65,00 x 12,00</p>						








**LOMBARDINI P494 811 Ø88,00**




 <p><b>Ø88</b></p> <p>T</p> <p>Diesel Engine : LDW1603</p>	<p><b>P494 811 000</b> STD STD <b>R494 811 000</b> <b>S494 811 000</b></p> <p><b>P494 811 050</b> STD +0,50 <b>R494 811 050</b> <b>S494 811 050</b></p> <p><b>P494 811 001</b> STD +1,00 <b>R494 811 001</b> <b>S494 811 001</b></p>							
	<p>ST : 41,30</p> <p>TB : 72,00</p> <p>ØH : 26,50</p> <p>H<sub>z</sub> : -2,80 -0,30</p> <p>H<sub>x/y</sub> : 11,00 0,00</p> <p>ØV :</p> <p>V<sub>z</sub> :</p> <p>T1 : 10,00</p>	<p><b>R02</b>  2,00 SR</p> <p><b>R07</b>  2,00 SR</p> <p><b>R35</b>  3,00 SR.R</p>						
	 <p>28,00 x 65,50 x 15,00</p>							Montaj Yüksekliği

**LOMBARDINI P494 901 Ø90,00**

 <p><b>Ø90</b></p> <p>Diesel Engine :</p>	<p><b>P494 901 000</b> STD STD <b>R494 901 000</b> <b>S494 901 000</b></p> <p><b>P494 901 050</b> STD +0,50 <b>R494 901 050</b> <b>S494 901 050</b></p> <p><b>P494 901 001</b> STD +1,00 <b>R494 901 001</b> <b>S494 901 001</b></p>							
	<p>ST : 65,00</p> <p>TB : 103,00</p> <p>ØH : 41,80</p> <p>H<sub>z</sub> : -16,50 -12,00</p> <p>H<sub>x/y</sub> : 1,50 2,00</p> <p>ØV :</p> <p>V<sub>z</sub> :</p> <p>T1 : 13,50</p>	<p><b>R01</b>  3,00 SR</p> <p><b>R07</b>  3,00 SR</p> <p><b>R07</b>  3,00 SR</p> <p><b>R35</b>  5,00 SR</p>						Montaj Yüksekliği
	 <p>28,00 x 72,00 x 17,00</p>							
















LOMBARDINI		P494 902				Ø90,00		
 <p><b>Ø90</b></p> <p>S</p> <p>Diesel Engine: <b>9 LD 560</b></p>	<b>P494 902 000</b>	STD	STD	<b>R494 902 000</b>	<b>S494 902 000</b>			
	<b>P494 902 050</b>	STD	+0,50	<b>R494 902 050</b>	<b>S494 902 050</b>			
	<b>P494 902 001</b>	STD	+1,00	<b>R494 902 001</b>	<b>S494 902 001</b>			
	<p>ST : 50,00</p> <p>TB : 85,00</p> <p>ØH : 42,80</p> <p>Hz : -15,00    -10,00</p> <p>Hx/y : 0,00    0,00</p> <p>ØV :</p> <p>Vz :</p> <p>T1 : 14,10</p>			<p><b>R01</b>  2,00</p> <p><b>R21</b>  2,00</p> <p><b>R35</b>  4,00</p>				
	 <p>25,00 x 74,00 x 15,00</p>							Montaj Yüksekliği

LOMBARDINI		P494 903				Ø92,00		
 <p><b>Ø92</b></p> <p>Diesel Engine :</p>	<b>P494 903 000</b>	STD	STD	<b>R494 903 000</b>	<b>S494 903 000</b>			
	<b>P494 903 050</b>	STD	+0,50	<b>R494 903 050</b>	<b>S494 903 050</b>			
	<p>ST : 54,00</p> <p>TB : 93,05</p> <p>ØH : 50,05</p> <p>Hz : -13,90    -8,80</p> <p>Hx/y : 3,75    2,25</p> <p>ØV :</p> <p>Vz :</p> <p>T1 : 17,40</p>			<p><b>R01</b>  2,50    SR</p> <p><b>R02</b>  2,50    SR</p> <p><b>R35</b>  5,00    SR</p>				
	<p>x                    x</p>							Montaj Yüksekliği










LOMBARDINI		P494 904				Ø95,00		
 <p><b>Ø95</b></p> <p>1</p> <p>Diesel Engine :</p> <p><b>LDA 672</b>, 1346 ccm, 7.5:1, 28 HP</p> <p><b>LDA 673</b>, 2019 ccm, 17.5:1, 42 HP</p> <p><b>LDA 674</b>, 2692 ccm, 17.5:1, 56 HP Direct Injection Diesel</p>	<p><b>P494 904 000</b> STD STD</p> <p><b>P494 904 050</b> STD +0,50</p> <p><b>P494 904 001</b> STD +1,00</p> <p><b>P494 904 002</b> STD +1,50</p>			<p><b>R494 904 000</b></p> <p><b>R494 904 050</b></p> <p><b>R494 904 001</b></p> <p><b>R494 904 002</b></p>	<p><b>S494 904 000</b></p> <p><b>S494 904 050</b></p> <p><b>S494 904 001</b></p> <p><b>S494 904 002</b></p>	<p><b>L494 902 000</b></p> 	<p>STD</p>	<p><b>K494 904 000</b></p>
	<p><b>ST :</b> 58,00</p> <p><b>TB :</b> 91,00</p> <p><b>ØH :</b> 44,00</p> <p><b>H<sub>z</sub> :</b> -20,00 -5,10</p> <p><b>Hx/y :</b> 2,60 2,60</p> <p><b>ØV :</b></p> <p><b>Vz :</b></p> <p><b>T1 :</b> 18,90</p>	<p><b>R02</b>  2,50 SR</p> <p><b>R07</b>  2,50 SR</p> <p><b>R35</b>  5,00 SR</p>	<p><b>Type :</b> AC</p> <p><b>Coating :</b></p> <p><b>Ø A :</b> 102,90</p> <p><b>Ø C :</b> 113,00</p> <p><b>H :</b> 139,50</p> <p><b>L :</b> 187,50</p> <p><b>F :</b></p>		<p>Montaj Yüksekliği</p>			
 <p>28,00 x 72,00 x 17,00</p>								






LOMBARDINI		P494 905				Ø95,00		
 <p><b>Ø95</b></p> <p>1</p> <p>Diesel Engine :</p> <p><b>LDA 672</b>, 1346ccm, 17.5:1, 28 HP</p> <p><b>LDA 673</b>, 2019 ccm 17.5:1, 42 HP</p> <p><b>LDA 674</b>, 2692 ccm, 17.5:1 56 HP Direct Injection Diesel</p>	<p><b>P494 905 000</b> STD STD</p> <p><b>P494 905 050</b> STD +0,50</p> <p><b>P494 905 001</b> STD +1,00</p> <p><b>P494 905 002</b> STD +1,50</p>			<p><b>R494 905 000</b></p> <p><b>R494 905 050</b></p> <p><b>R494 905 001</b></p> <p><b>R494 905 002</b></p>	<p><b>S494 905 000</b></p> <p><b>S494 905 050</b></p> <p><b>S494 905 001</b></p> <p><b>S494 905 002</b></p>	<p><b>L494 903 000</b></p> 	<p>STD</p>	<p><b>K494 905 000</b></p>
	<p><b>ST :</b> 60,00</p> <p><b>TB :</b> 100,00</p> <p><b>ØH :</b> 48,00</p> <p><b>H<sub>z</sub> :</b> -18,00 -9,30</p> <p><b>Hx/y :</b> 4,50 2,35</p> <p><b>ØV :</b></p> <p><b>Vz :</b></p> <p><b>T1 :</b> 17,30</p>	<p><b>R01</b>  3,00 SR</p> <p><b>R06</b>  3,00 SR</p> <p><b>R06</b>  3,00 SR</p> <p><b>R35</b>  5,00 SR</p>	<p><b>Type :</b> AC</p> <p><b>Coating :</b></p> <p><b>Ø A :</b> 102,90</p> <p><b>Ø C :</b> 113,00</p> <p><b>H :</b> 139,50</p> <p><b>L :</b> 187,50</p> <p><b>F :</b></p>		<p>Montaj Yüksekliği</p>			
 <p>28,00 x 74,00 x 17,00</p>								



**LOMBARDINI** **P494 906** **Ø95,00**






 <p><b>Ø95</b></p> <p>S</p> <p>Diesel Engine :</p>	<p><b>P494 906 000</b> STD STD <b>R494 906 000</b> <b>S494 906 000</b></p> <p><b>P494 906 050</b> STD +0,50 <b>R494 906 050</b> <b>S494 906 050</b></p> <p><b>P494 906 001</b> STD +1,00 <b>R494 906 001</b> <b>S494 906 001</b></p> <p><b>P494 906 002</b> STD +1,50 <b>R494 906 002</b> <b>S494 906 002</b></p>							
	<p>ST : 58,00</p> <p>TB : 91,00</p> <p>ØH : 44,00</p> <p>H<sub>z</sub> : -20,00 -5,10</p> <p>H<sub>x/y</sub> : 2,50 2,50</p> <p>ØV :</p> <p>V<sub>z</sub> :</p> <p>T1 : 19,20</p>	<p><b>R02</b>  2,50 SR</p> <p><b>R07</b>  2,50 SR</p> <p><b>R35</b>  5,00 SR</p>						
	 <p>28,00 x 72,00 x 17,00</p>							Montaj Yüksekliği

**LOMBARDINI** **P494 907** **Ø95,00**



 <p><b>Ø95</b></p> <p>Diesel Engine :</p>	<p><b>P494 907 000</b> STD STD <b>R494 907 000</b> <b>S494 907 000</b></p> <p><b>P494 907 050</b> STD +0,50 <b>R494 907 050</b> <b>S494 907 050</b></p> <p><b>P494 907 001</b> STD +1,00 <b>R494 907 001</b> <b>S494 907 001</b></p>							
	<p>ST : 52,00</p> <p>TB : 88,50</p> <p>ØH : 48,60</p> <p>H<sub>z</sub> : -17,00 -7,00</p> <p>H<sub>x/y</sub> : 4,00 -3,25</p> <p>ØV :</p> <p>V<sub>z</sub> :</p> <p>T1 : 16,50</p>	<p><b>R01</b>  2,50 SR</p> <p><b>R02</b>  2,50 SR</p> <p><b>R35</b>  5,00 SR</p>						
	 <p>25,00 x 70,00 x 15,00</p>							Montaj Yüksekliği



**LOMBARDINI** **P494 908** **Ø95,00**






 <p><b>Ø95</b></p> <p>Diesel Engine :</p>	<p><b>P494 908 000</b> STD STD <b>R494 908 000</b> <b>S494 908 000</b></p> <p><b>P494 908 050</b> STD +0,50 <b>R494 908 050</b> <b>S494 908 050</b></p> <p><b>P494 908 001</b> STD +1,00 <b>R494 908 001</b> <b>S494 908 001</b></p>							
	<p>ST : 52,00</p> <p>TB : 88,50</p> <p>ØH : 45,00</p> <p>H<sub>z</sub> : -16,00 -5,50</p> <p>H<sub>x/y</sub> : 5,00 2,50</p> <p>ØV :</p> <p>V<sub>z</sub> :</p> <p>T1 : 16,50</p>	<p><b>R01</b>  2,50 SR</p> <p><b>R07</b>  2,50 SR</p> <p><b>R35</b>  5,00 SR.R</p>						
	 <p>25,00 x 70,00 x 15,00</p>							Montaj Yüksekliği

**LOMBARDINI** **P494 909** **Ø95,00**






 <p><b>Ø95</b></p> <p>Diesel Engine: <b>LDA 96/97 / 4LD640</b> 1 Cyl. 638cc 7,5 kW - 10-PS</p>	<p><b>P494 909 000</b> STD STD <b>R494 909 000</b> <b>S494 909 000</b></p> <p><b>P494 909 050</b> STD +0,50 <b>R494 909 050</b> <b>S494 909 050</b></p> <p><b>P494 909 001</b> STD +1,00 <b>R494 909 001</b> <b>S494 909 001</b></p>							
	<p>ST : 65,00</p> <p>TB : 108,00</p> <p>ØH : 44,00</p> <p>H<sub>z</sub> : -20,00 -5,00</p> <p>H<sub>x/y</sub> : -1,80 -1,80</p> <p>ØV :</p> <p>V<sub>z</sub> :</p> <p>T1 : 16,95</p>	<p><b>R01</b>  3,00 SR</p> <p><b>R06</b>  3,00 SR</p> <p><b>R06</b>  3,00 SR</p> <p><b>R35</b>  5,00 SR.C</p>						Montaj Yüksekliği
	 <p>28,00 x 78,00 x 17,00</p>							







**LOMBARDINI P494 001 Ø100,00**







 <p><b>Ø100</b></p> <p>2/3/4</p> <p>Diesel Engine :</p> <p><b>5LD.825/2</b> R2, 1648 cm³</p> <p><b>5LD.825/3</b> R3, 2472 cm³</p> <p><b>5LD.825/4</b> R4, 3296 cm³</p>	<p><b>P494 001 000</b> STD STD</p> <p><b>P494 001 050</b> STD +0,50</p> <p><b>P494 001 001</b> STD +1,00</p>	<p><b>R494 001 000</b></p> <p><b>R494 001 050</b></p> <p><b>R494 001 001</b></p>	<p><b>S494 001 000</b></p> <p><b>S494 001 050</b></p> <p><b>S494 001 001</b></p>			
	<p>ST : 65,00</p> <p>TB : 102,00</p> <p>ØH : 51,50</p> <p>Hz : -21,00 -9,00</p> <p>Hx/y : 3,35 3,50</p> <p>ØV :</p> <p>Vz :</p> <p>T1 : 19,50</p>	<p><b>R01</b>  3,00 SR</p> <p><b>R06</b>  2,50 SR</p> <p><b>R21</b>  2,50 SR</p> <p><b>R35</b>  5,00 SR</p>				
 <p>32,00 x 85,00 x 19,00</p>						Montaj Yüksekliği

**LOMBARDINI P494 002 Ø100,00**

 <p><b>Ø100</b></p> <p>2/3/4</p> <p>Diesel Engine :</p> <p><b>5LD 825</b></p> <p><b>-2</b>,1649ccm,17.4:1, 34 HP Direct Injection</p> <p><b>5LD 825</b></p> <p><b>-3</b>,2474ccm,17.4:1, 52 HP Direct Injection</p> <p><b>5LD 825</b></p> <p><b>-4</b>,3299ccm,17.4:1, 66 HP Direct Injection</p>	<p><b>P494 002 000</b> STD STD</p> <p><b>P494 002 050</b> STD +0,50</p> <p><b>P494 002 001</b> STD +1,00</p>	<p><b>R494 002 000</b></p> <p><b>R494 002 050</b></p> <p><b>R494 002 001</b></p>	<p><b>S494 002 000</b></p> <p><b>S494 002 050</b></p> <p><b>S494 002 001</b></p>	<p><b>L494 004 000</b> STD</p>	<p><b>K494 002 000</b></p>
	<p>ST : 65,00</p> <p>TB : 100,00</p> <p>ØH : 51,00</p> <p>Hz : -20,50 -9,00</p> <p>Hx/y : -4,50 -1,75</p> <p>ØV :</p> <p>Vz :</p> <p>T1 : 21,90</p>	<p><b>R01</b>  2,50</p> <p><b>R06</b>  2,50</p> <p><b>R35</b>  3,50</p>			<p>Type : AC</p> <p>Coating :</p> <p>Ø A : 109,90</p> <p>Ø C : 118</p> <p>H : 133</p> <p>L : 191</p> <p>F :</p>
 <p>32,00 x 85,00 x 19,00</p>					





LOMBARDINI		P494 003				Ø100,00		
 <p><b>Ø100</b></p> <p>4 Diesel Engine :</p>	<b>P494 003 000</b> <b>P494 003 050</b> <b>P494 003 001</b> <b>P494 003 002</b>	STD STD STD STD	STD +0,50 +1,00 +1,50	<b>R494 003 000</b> <b>R494 003 050</b> <b>R494 003 001</b> <b>R494 003 002</b>	<b>S494 003 000</b> <b>S494 003 050</b> <b>S494 003 001</b> <b>S494 003 002</b>			
	ST : 65,00 TB : 111,00 ØH : 43,20 Hz : -21,00 -5,00 Hx/y : 2,50 2,50 ØV : Vz : T1 : 18,50	<b>R01</b>  3,00 SR <b>R02</b>  2,50 SR <b>R02</b>  2,50 SR <b>R35</b>  5,00 SR.C						
	 <p>28,00 x 75,00 x 17,00</p>							

LOMBARDINI		P494 004				Ø102,00		
 <p><b>Ø102</b></p> <p>S 1 Diesel Engine :  <b>4LDA 820</b> Engine , 817 cm³, Stationary engine  <b>LDA 820</b> Engine , 817 cm³, Stationary engine  <b>LDA 825</b> Engine , 817 cm³, Stationary engine</p>	<b>P494 004 000</b> <b>P494 004 050</b> <b>P494 004 001</b>	STD STD STD	STD +0,50 +1,00	<b>R494 004 000</b> <b>R494 004 050</b> <b>R494 004 001</b>	<b>S494 004 000</b> <b>S494 004 050</b> <b>S494 004 001</b>	<b>L494 005 000</b>	STD	<b>K494 004 000</b>
	ST : 60,00 TB : 102,00 ØH : 53,00 Hz : -18,00 -10,00 Hx/y : 2,50 2,50 ØV : Vz : T1 : 16,80	<b>R01</b>  3,00 SR <b>R06</b>  2,50 SR <b>R06</b>  2,50 SR <b>R35</b>  5,00 SR.C					Type : AC Coating : Ø A : 109,90 Ø C : 112,93 H : 139,50 L : 182,90 F :	
	 <p>28,00 x 80,00 x 17,00</p>							



**LOMBARDINI** **P494 005** **Ø105,00**

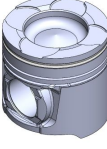





 <p><b>Ø105</b></p> <p>4 Diesel Engine :</p>	<p><b>P494 005 000</b> STD STD <b>R494 005 000</b> <b>S494 005 000</b></p> <p><b>P494 005 060</b> STD +0,60 <b>R494 005 060</b> <b>S494 005 060</b></p> <p><b>P494 005 001</b> STD +1,00 <b>R494 005 001</b> <b>S494 005 001</b></p> <p><b>P494 005 050</b> STD +0,50 <b>R494 005 050</b> <b>S494 005 050</b></p>						
	<p>ST : 62,95 3,00 TR15°</p> <p>TB : 111,00 2,50 SR</p> <p>ØH : 57,20 2,50 SR</p> <p>Hz : -21,50 -9,40 5,00 SR.R</p> <p>Hx/y : 9,00 1,50</p> <p>ØV :</p> <p>Vz :</p> <p>T1 : 16,10</p>						Montaj Yüksekliği
	 <p>35,00 x 90,00 x 18,00</p>						

**MACK** **P506 201** **Ø123,83**







<p><b>Ø123,825</b></p>	<p><b>P506 201 000</b> STD STD <b>R506 201 000</b> <b>S506 201 000</b></p>						
	<p>ST :</p> <p>TB :</p> <p>ØH :</p> <p>Hz :</p> <p>Hx/y : 0,00 0,00</p> <p>ØV :</p> <p>Vz :</p> <p>T1 :</p>					Montaj Yüksekliği	
	<p>x x</p>						









MACK		P506 202				Ø123,85		
 <p><b>Ø123,85</b></p> <p>RC2</p> <p>Diesel Engine : <b>E7</b></p> <p>For CNG Engine</p>	<b>P506 202 000</b>	STD	STD	<b>R506 202 000</b>	<b>S506 202 000</b>			
	<p>ST : 94,00</p> <p>TB : 141,73</p> <p>ØH : 96,52</p> <p>Hz : -25,40 -22,10</p> <p>Hx/y : 0,00 0,00</p> <p>ØV : </p> <p>Vz : -2,54 -2,54</p> <p>T1 : 12,70</p>				<p>2,44 SR</p> <p>2,44 SR</p> <p>4,80 SR</p>			
	 <p>57,13 x 97,00 x 25,50</p>							Montaj Yüksekliği

MAN		P511 001				Ø108,00			
 <p><b>Ø108</b></p> <p>RC,OCP,T</p> <p>4/6</p> <p>Diesel Engine : <b>D 0834</b></p> <p><b>LFL</b></p> <p><b>50/51/52/53/54/55/57 Euro4 / D 0834 LOH 40 Euro3, D 0834 LOH 50/51/52/53 Euro4 / D 0834 LOH 60/61 Euro 5</b></p> <p>Series TGL 10.180, TGL 10.210, TGL 10.240, TGL 12.180, TGL 12.210, TGL 12.240, TGL 7.150, TGL 7.180, TGL 8.180, TGL 8.210, TGL 8.240, TGM 12.240, TGM 12.280, TGM 13.240, TGM 13.280, TGM 15.240, TGM 15.280, TGM 18.280, TGM 18.330, TGM 26.280, TGM 26.330</p>	<b>P511 001 000</b>	STD	STD	<b>R511 001 000</b>	<b>S511 001 000</b>	<b>L511 001 000</b>	STD	<b>K511 001 000</b>	
	<b>P511 001 050</b>	STD	+0,50	<b>R511 001 050</b>	<b>S511 001 050</b>	<b>L511 001 001</b>	Ø A : ,5	<b>K511 001 001</b>	
	<b>P511 001 200</b>	-0,20	STD	<b>R511 001 000</b>	<b>S511 001 200</b>				
<b>P511 001 400</b>	-0,40	STD	<b>R511 001 000</b>	<b>S511 001 400</b>					
<b>P511 001 250</b>	-0,20	+0,50	<b>R511 001 050</b>	<b>S511 001 250</b>					
		<p>ST : 63,90</p> <p>TB : 103,00</p> <p>ØH : 65,13</p> <p>Hz : -17,39 -9,00</p> <p>Hx/y : 0,00 0,00</p> <p>ØV : 38,20 42,20</p> <p>Vz : -1,70 -1,70</p> <p>T1 : 9,55</p>		<p><b>R16</b>  3,00 TR15°</p> <p><b>R06</b>  2,50 SR</p> <p><b>R35</b>  3,00 SR.R</p>		 <p>Type : DC</p> <p>Coating :</p> <p>Ø A : 111,49</p> <p>Ø C : 116,00</p> <p>H : 4,04</p> <p>L : 217,00</p> <p>F :</p>		Montaj Yüksekliği	
 <p>44,00 x 88,00 x 20,00</p>									

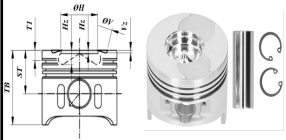



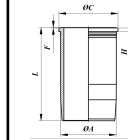







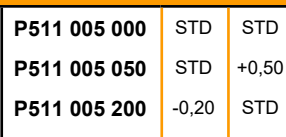







**MAN P511 002 Ø108,00**

 <p><b>Ø108</b></p> <p>RC,T 4/6</p> <p>Diesel Engine : <b>D 0824 Euro 1 LE301 D 0824 Euro 2 LF 02, LFL 02/03/04/06/07/08/10, LOH 04/05 D 0826 Euro 2 LF 10/11/12/15/16/17, LFG 15/16, LFL 03, LOH 15/17/18/19, LUH 07/09/11/12/13</b> 4 Cyl 4580 cc 118 Kw (160 Ps) 16,5:1 Turbo, Intercooler 12.163, 8.163 1995 - ... 6 Cyl 6871 cc 162 Kw (220 Ps) 18:1 Turbo, Intercooler 8 224E</p>	<b>P511 002 000</b> STD STD <b>P511 002 050</b> STD +0,50 <b>P511 002 200</b> -0,20 STD <b>P511 002 400</b> -0,40 STD <b>P511 002 600</b> -0,60 STD	<b>R511 002 000</b> <b>R511 002 050</b> <b>R511 002 000</b> <b>R511 002 000</b> <b>R511 002 000</b>	<b>S511 002 000</b> <b>S511 002 050</b> <b>S511 002 200</b> <b>S511 002 400</b> <b>S511 002 600</b>	<b>L511 001 000</b> STD <b>L511 001 001</b> Ø A : ,5 <b>L511 001 002</b> Ø A : ,26 <b>L511 001 003</b> Ø A : ,26		<b>K511 002 000</b> <b>K511 002 001</b> <b>K511 002 002</b> <b>K511 002 003</b>
	<p>ST : 73,00 TB : 113,00 ØH : 70,00 Hz : -16,15 -6,75 Hx/y : -6,00 0,00 ØV : 46,00 52,00 Vz : -1,70 -1,70 T1 : 20,70</p>  <p>40,00 x 90,00 x 18,00</p>	<p><b>R16</b>  3,00 TR15°  <b>R06</b>  2,50 SR  <b>R35</b>  4,00 SR.R</p>	<p>Type : DC Coating : Ø A : 111,49 Ø C : 116,00 H : 4,04 L : 217,00 F :</p>	<p>Montaj Yüksekliği + 0,09 / + 0,39</p>		

**MAN P511 003 Ø108,00**


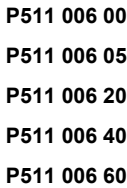

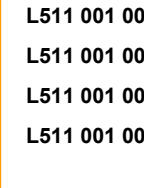
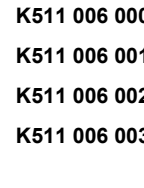




 <p><b>Ø108</b></p> <p>RC,T 4/6</p> <p>Diesel Engine : <b>D 0834 LFL01/02/03/04/20/ Euro3 / D 0836 LF01 Euro2 / D 0836 LF02/03/04/05 Euro 3 / D 0836 LFL01/02 Euro2/3 / D 0836 LFL03/04/05/07/10 Euro3</b> 6 Cyl. 6871 cc 196 Kw (266 Ps) 18:1 32.270 FVN HI-EX 2003 - ...</p> <p><b>Perkins</b></p>	<b>P511 003 000</b> STD STD <b>P511 003 050</b> STD +0,50 <b>P511 003 200</b> -0,20 STD <b>P511 003 400</b> -0,40 STD	<b>R511 003 000</b> <b>R511 003 050</b> <b>R511 003 000</b> <b>R511 003 000</b>	<b>S511 003 000</b> <b>S511 003 050</b> <b>S511 003 200</b> <b>S511 003 400</b>	<b>L511 001 000</b> STD <b>L511 001 001</b> Ø A : ,5 <b>L511 001 002</b> Ø A : ,26 <b>L511 001 003</b> Ø A : ,26		<b>K511 003 000</b> <b>K511 003 001</b> <b>K511 003 002</b> <b>K511 003 003</b>
	<p>ST : 63,90 TB : 103,00 ØH : 70,20 Hz : -16,15 -9,30 Hx/y : -6,00 0,00 ØV : 46,00 52,00 Vz : -1,70 -1,70 T1 : 16,70</p>  <p>42,00 x 86,00 x 20,00</p>	<p><b>R16</b>  3,00 TR15°  <b>R06</b>  2,50 SR  <b>R35</b>  3,00 SR.R</p>	<p>Type : DC Coating : Ø A : 111,49 Ø C : 116,00 H : 4,04 L : 217,00 F :</p>	<p>Montaj Yüksekliği</p>		




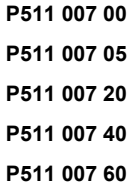

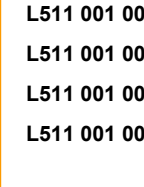
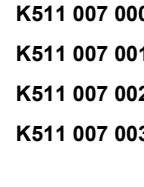




MAN		P511 004				Ø108,00			
      	<b>P511 004 000</b>	STD	STD	<b>R511 004 000</b>	<b>S511 004 000</b>				
	 <p><b>Ø108</b></p>	<b>ST :</b> 63,90 <b>TB :</b> 103,00 <b>ØH :</b> 70,20 <b>H<sub>z</sub> :</b> -16,15    -9,30 <b>H<sub>x/y</sub> :</b> -6,00    0,00 <b>ØV :</b> 46,00    52,00 <b>V<sub>z</sub> :</b> -1,70    -1,70 <b>T1 :</b> 16,70	<b>R16</b>  3,00 TR15° <b>R06</b>  2,50 SR <b>R35</b>  4,00 SR.R						
	 <p>42,00 x 86,00 x 20,00</p>								Montaj Yüksekliği
MAN		P511 005				Ø108,00			
  <p><b>Ø108</b></p> <p>RC,Y,P,T 4/6</p> <p>Diesel Engine :  <b>D 0824 LFL01</b>  <b>Euro 1 / D 0824</b>  <b>LF01, LF02, LF03,</b>  <b>LF04, LF05, LF06,</b>  <b>LF07, LF08, LF09,</b>  <b>LF10, LOH01 Euro</b>  <b>D0826 LF213,</b>  <b>LFL03, LUH09,</b>  <b>LUH12, LUH13 /</b>  <b>D 0826 LFL01,</b>  <b>LFL02, LFL05</b>  <b>Euro 1</b>            4 Cyl. 4580 cc 114            Kw (155 Ps) 15,5:1            Turbo 7.153, 10.153,            12.154, 14.152,            8.153F, 8.163F,            9.153F, 9.163F 1988            - 1996</p>	<b>P511 005 000</b>	STD	STD	<b>R511 005 000</b>	<b>S511 005 000</b>	<b>L511 001 000</b>	STD	<b>K511 005 000</b>	
		<b>P511 005 050</b> STD +0,50 <b>P511 005 200</b> -0,20 STD <b>P511 005 400</b> -0,40 STD <b>P511 005 600</b> -0,60 STD <b>R511 005 050</b> <b>R511 005 200</b> <b>R511 005 400</b> <b>R511 005 600</b>	<b>R16</b>  3,00 TR15° <b>R06</b>  2,50 SR.R <b>R35</b>  4,00 SR.R			 <p><b>Type :</b> DC  <b>Coating :</b>  <b>Ø A :</b> 111,49  <b>Ø C :</b> 116,00  <b>H :</b> 4,04  <b>L :</b> 217,00  <b>F :</b></p>			<b>K511 005 001</b> <b>K511 005 002</b> <b>K511 005 003</b>
	 <p>40,00 x 90,00 x 18,00</p>							Montaj Yüksekliği + 0,10 / + 0,40	

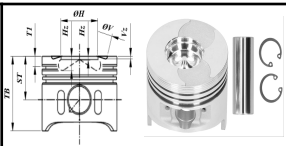



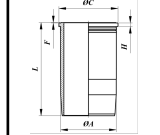








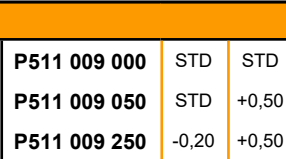







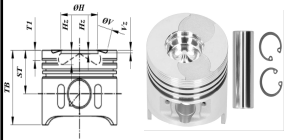


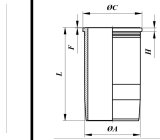








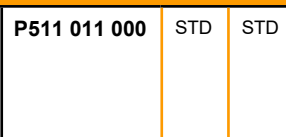

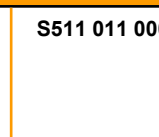








MAN **P511 006** Ø108,00











 <p><b>Ø108</b></p> <p>RC,YP,T 4/6</p> <p>Diesel Engine : <b>D 0824 LFL09</b> <b>Euro 2 / D 0826</b> <b>LE 51-52, LUE,</b> <b>LUE 130, LUE 160,</b> <b>LUE 501, LUE 502,</b> <b>LUE 503, LUE 504,</b> <b>LUE 51, LUE52</b> <b>D 0826 Euro1 LE</b> <b>521, LE 522, LE</b> <b>523, LE 524, LE</b> <b>530, LE 531 / D</b> <b>0826 Euro 2 LF 18,</b> <b>LFL 10 / D 0826</b> <b>TUE 51</b></p>	<p><b>P511 006 000</b> STD STD <b>R511 006 000</b> <b>S511 006 000</b> <b>L511 001 000</b> STD <b>K511 006 000</b></p> <p><b>P511 006 050</b> STD +0,50 <b>R511 006 050</b> <b>S511 006 050</b> <b>L511 001 001</b> Ø A : ,5 <b>K511 006 001</b></p> <p><b>P511 006 200</b> -0,20 STD <b>R511 006 000</b> <b>S511 006 200</b> <b>L511 001 002</b> Ø A : ,26 <b>K511 006 002</b></p> <p><b>P511 006 400</b> -0,40 STD <b>R511 006 000</b> <b>S511 006 400</b> <b>L511 001 003</b> Ø A : ,26 <b>K511 006 003</b></p> <p><b>P511 006 600</b> -0,60 STD <b>R511 006 000</b> <b>S511 006 600</b></p>								
	<p>ST : 73,00</p> <p>TB : 113,00</p> <p>ØH : 63,00</p> <p>Hz : -20,50 -16,65</p> <p>Hx/y : -6,00 0,00</p> <p>ØV : 46,00 52,00</p> <p>Vz : -1,70 -1,70</p> <p>T1 : 20,70</p>	<p><b>R16</b>  3,00 TR15°</p> <p><b>R06</b>  2,50 SR.R</p> <p><b>R35</b>  4,00 SR.R</p>	<p>Type : DC</p> <p>Coating :</p> <p>Ø A : 111,49</p> <p>Ø C : 116,00</p> <p>H : 4,04</p> <p>L : 217,00</p> <p>F :</p>		<p>Montaj Yüksekliği + 0,15 / + 0,32</p>				
	 <p>40,00 x 90,00 x 18,00</p>								

MAN **P511 007** Ø108,00

 <p><b>Ø108</b></p> <p>RC,EP,YP,T 6</p> <p>Diesel Engine : 12.232, 14.232, 17.232, 18.232, 24.232, 12.192, 14.192, 17.192</p> <p><b>D 0826 LF 01/02</b> 6 Cyl. 6871 cc. 141 -169 Kw (192-230 Ps) 16,5:1</p>	<p><b>P511 007 000</b> STD STD <b>R511 007 000</b> <b>S511 007 000</b> <b>L511 001 000</b> STD <b>K511 007 000</b></p> <p><b>P511 007 050</b> STD +0,50 <b>R511 007 050</b> <b>S511 007 050</b> <b>L511 001 001</b> Ø A : ,5 <b>K511 007 001</b></p> <p><b>P511 007 200</b> -0,20 STD <b>R511 007 000</b> <b>S511 007 200</b> <b>L511 001 002</b> Ø A : ,26 <b>K511 007 002</b></p> <p><b>P511 007 400</b> -0,40 STD <b>R511 007 000</b> <b>S511 007 400</b> <b>L511 001 003</b> Ø A : ,26 <b>K511 007 003</b></p> <p><b>P511 007 600</b> -0,60 STD <b>R511 007 000</b> <b>S511 007 600</b></p>								
	<p>ST : 73,00</p> <p>TB : 113,00</p> <p>ØH : 63,00</p> <p>Hz : -21,35 -17,35</p> <p>Hx/y : -6,00 0,00</p> <p>ØV : 46,00 52,00</p> <p>Vz : -1,70 -1,70</p> <p>T1 : 20,70</p>	<p><b>R16</b>  3,00 TR15°</p> <p><b>R06</b>  2,50 SR.R</p> <p><b>R35</b>  4,00 SR.R</p>	<p>Type : DC</p> <p>Coating :</p> <p>Ø A : 111,49</p> <p>Ø C : 116,00</p> <p>H : 4,04</p> <p>L : 217,00</p> <p>F :</p>		<p>Montaj Yüksekliği + 0,15 / + 0,32</p>				
	 <p>40,00 x 90,00 x 18,00</p>								






MAN		P511 008				Ø108,00			
      	 <b>Ø108</b> RC,T  Diesel Engine : E836 LOH01 CNG ENGINE 6 Cyl. Diesel 206KW-280HP GÜLERYÜZ COBRA GD 272 LF, GÜLERYÜZ GM 290 LF CNG, TCV OTOBUS	<b>P511 008 000</b> <b>P511 008 050</b>	STD STD	STD +0,50	<b>R511 008 000</b> <b>R511 008 050</b>	<b>S511 008 000</b> <b>S511 008 050</b>	<b>L511 001 000</b>  	STD	<b>K511 008 000</b>
	ST : 58,00 TB : 97,00 ØH : 83,00 Hz : -10,20 -7,30 Hx/y : 0,00 0,00 ØV : Vz : T1 : 9,55	<b>R01</b>  2,50 SR <b>R06</b>  2,50 SR <b>R35</b>  3,00 SR.R	Type : DC Coating : Ø A : 111,49 Ø C : 116,00 H : 4,04 L : 217,00 F :	Montaj Yüksekliği					
 44,00 x 88,00 x 20,00									
MAN		P511 009				Ø108,00			
  <b>Ø108</b> RC,OCP,BB,YP,T  Diesel Engine : D 0834 LFL 50/51/52/53/54/55/57 Euro4 D 0834 LFL 60/61/62/63/64/65/70/71 Euro 5 / D 0834 LFL 68/75/76 Euro6 D 0836 LOH64 Euro 5 6 Cyl. 6871 cc 213 Kw / 290 Ps Güteryüz Cabra GL9L, Güteryüz Cobra GM 280, Otokar Vectio, Tezeller LF 1200 D 0834 Euro 4 4 Cyl. 4580 cc. 110-151 Kw / 150-206 Ps LFL 50- LFL 51 - LFL 52 - LFL 53	<b>P511 009 000</b> <b>P511 009 050</b> <b>P511 009 250</b>	STD STD -0,20	STD +0,50 +0,50	<b>R511 009 000</b> <b>R511 009 050</b> <b>R511 009 050</b>	<b>S511 009 000</b> <b>S511 009 050</b> <b>S511 009 250</b>				
	ST : 63,90 TB : 103,00 ØH : 77,61 Hz : -18,47 -5,30 Hx/y : 0,00 0,00 ØV : 38,00 42,00 Vz : -1,70 -1,70 T1 : 10,80	<b>R16</b>  3,00 TR15° <b>R06</b>  2,50 SR.R <b>R35</b>  3,00 SR.R	Montaj Yüksekliği						
 44,00 x 88,00 x 20,00									

MAN		P511 010				Ø108,00		
     	 <p><b>Ø108</b></p> <p>RC,T</p> <p>4/6</p> <p>Diesel Engine : D 0834 LFL 41 Euro3 C.Rail 4 Cyl. 4580cc 132 Kw (180 Hp) TGL 12.180, TGL 8.180 2006-...  D 0834 LFL 40 Euro 3 C.Rail 4 Cyl. 4580cc 110 Kw (150 Hp) TGL 8.150 2006-...  D 0836 LFL 40 Euro 3 C.Rail 6 Cyl. 6871cc 173 Kw (235 Ps) TGL 8.240, TGL 10.240, TGL 12.240, TGM 13.240, TGM 18.240 2005-...  D 0836 LOH 40 Euro 3 C.Rail 6 Cyl. 6871cc 206 Kw (280 Ps) Lion City, NL 283  D 0836 LOH 50 Euro 3 C.Rail 6 Cyl. Sabit Motor</p>	<b>P511 010 000</b> STD STD <b>P511 010 050</b> STD +0,50 <b>P511 010 200</b> -0,20 STD <b>P511 010 250</b> -0,20 +0,50 <b>P511 010 400</b> -0,40 STD	<b>R511 010 000</b> <b>R511 010 050</b> <b>R511 010 000</b> <b>R511 010 050</b> <b>R511 010 000</b>	<b>S511 010 000</b> <b>S511 010 050</b> <b>S511 010 200</b> <b>S511 010 250</b> <b>S511 010 400</b>	<b>L511 001 000</b> STD <b>L511 001 001</b> Ø A : ,5 <b>L511 001 002</b> -111,49		<b>K511 010 000</b> <b>K511 010 001</b> <b>K511 010 002</b>	
	<p>ST : 63,90</p> <p>TB : 103,00</p> <p>ØH : 65,00</p> <p>Hz : -17,40 -8,90</p> <p>Hx/y : 0,00 0,00</p> <p>ØV : 38,00 42,00</p> <p>Vz : -1,70 -1,70</p> <p>T1 : 15,70</p>	<p>R16  3,00 TR15°</p> <p>R06  2,50 SR</p> <p>R35  3,00 SR.R</p>	<p>Type : DC</p> <p>Coating :</p> <p>Ø A : 111,49</p> <p>Ø C : 116,00</p> <p>H : 4,04</p> <p>L : 217,00</p> <p>F :</p>	<p>Montaj Yüksekliği</p> <p>+ 0,10 / + 0,40</p>				
 <p>42,00 x 86,00 x 20,00</p>								
MAN		P511 011				Ø108,00		
     	 <p><b>Ø108</b></p> <p>RC</p> <p>Diesel Engine : D 0834 LF 01, 02, 03, LFL 60, 61, 62  D 0834 Euro5 LFL 63, 64, 65, 70, 71  D0834 Euro6 LFL 66, 67, 68, 75  D 0836 LFL 60, 61 ,62, LOH 68, 70, 71  D 0836 Euro5 LFL 63, 64, 65 / D 0836 Euro6 LFL 75, 76, 77</p>	<b>P511 011 000</b> STD STD 	<b>R511 011 000</b> 	<b>S511 011 000</b>				
	<p>ST : 63,90</p> <p>TB : 103,00</p> <p>ØH : 65,00</p> <p>Hz : -18,47</p> <p>Hx/y : 0,00 0,00</p> <p>ØV : 38,00 42,00</p> <p>Vz : -1,70 -1,70</p> <p>T1 : 10,65</p>	<p>R16  3,00 TR15°</p> <p>R06  2,50 SR</p> <p>R35  3,00 SR.R</p>		<p>Montaj Yüksekliği</p>				
 <p>44,00 x 88,00 x 20,00</p>								






MAN		P511 012				Ø108,00		
 <p><b>Ø108</b></p>	<b>P511 012 000</b> <b>P511 012 050</b>	STD STD	STD +0,50	<b>R511 012 000</b> <b>R511 012 050</b>	<b>S511 012 000</b> <b>S511 012 050</b>			
	ST : 63,90 TB : 103,00 ØH : 65,01 Hz : -18,47    -5,30 Hx/y : 0,00    0,00 ØV : 42,00    38,00 Vz : -1,70    -1,70 T1 : 10,55	<b>R16</b>  3,00 TR15° <b>R06</b>  2,50 SR <b>R35</b>  3,00 SR.R						
 <p>44,00 x 88,00 x 20,00</p>								
MAN		P511 201				Ø120,00		
 <p><b>Ø120</b></p> <p>RC, OCP, T 6</p> <p>Diesel Engine:  <b>D 2066LF01 Euro3</b>  <b>C.RAiL</b> 10518 cc 307 kW            (430 PS) 19:1 24 Valve            TGA18.430, TGA33.430,            TGA41.430, TGA24.430,            TGA26.430, TGA35.430,  <b>D 2066LF02 Euro3</b>  <b>C.RAiL</b> 10518 cc 279 kW            (390 PS) 19:1 24 Valve            TGA18.390, TGA35.390,            TGA28.390, TGA41.390,            TGA37.390, TGA40.390,  <b>D 2066LF06 Euro3</b>  <b>C.RAiL</b> 10518 cc 286 kW            (400 PS) 19:1 24 Valve            TGA19.400, TGA41.400,  <b>D 2066LF07 Euro3</b>  <b>C.RAiL</b> 10518 cc 265 kW            (360 PS) 19:1 24 Valve            TGA18.390, TGA39.390 / <b>D</b>  <b>2066LF03</b>            /04/11/12/13/14/21/22            /31-35</p>	<b>P511 201 000</b> <b>P511 201 300</b>	STD -0,30	STD STD	<b>R511 201 000</b> <b>R511 201 000</b>	<b>S511 201 000</b> <b>S511 201 300</b>	<b>L511 202 000</b>	STD	<b>K511 201 000</b>
	ST : 76,80 TB : 123,30 ØH : 70,01 Hz : -20,00    -5,80 Hx/y : 0,00    0,00 ØV : 43,50    45,00 Vz : -1,60    -2,00 T1 : 10,90	<b>R16</b>  3,50 TR15° <b>R06</b>  3,00 SR <b>R35</b>  4,00 SR.R					Type : W Coating : Ø A : 139,50 Ø C : 150,00 H : 8,07 L : 260,00 F :	
 <p>52,00 x 96,00 x 23,00</p>						<b>C511 139 395</b> 2139,53955		+ 0,20 / + 0,30



MAN **P511 202** Ø120,00

 <p><b>Ø120</b></p> <p>RC,OCP,T</p> <p>6</p> <p>Diesel Engine:  <b>D 2066 LF37-38-39</b>  <b>Euro5</b> / 6-Cyl. 10518 cc 320 BG TGS 26.320 C. Rail 2007...  <b>D 2066 LF 11,12, 13, 14, 31 Euro 4</b> / R6 Diesel, 10520cc, 199-397 kW (270-540 PS), 20,5:1 01/2004...            TGA 24.430, 26.430, 35.430, 35.440, 41.430, 41.440, 18.440, 32.430, TGA 18.390, 18.400, 24.400, 32.390, 35.400, 26.400, 37.390, 37.400, 41.390            TGA 18.350, 18.360, 24.350, 24.360, 26.360, 32.350, 32.360, 35.350, 37.350, 41.350, 41.360            TGA 24.430, 26.430, 35.430, 35.440, 41.430, 41.440, 18.430, 18.440, 24.440, 26.440, 32.430, 32.440, 18.320, 18.310, 26.310, 26.320</p>	<b>P511 202 000</b>	STD	STD	<b>R511 202 000</b>	<b>S511 202 000</b>	<b>L511 202 000</b>	STD	<b>K511 202 000</b>
	<p>ST : 76,80</p> <p>TB : 123,30</p> <p>ØH : 67,01</p> <p>Hz : -19,70 -6,00</p> <p>Hx/y : 0,00 0,00</p> <p>ØV : 45,00 43,00</p> <p>Vz : -2,00 -1,60</p> <p>T1 : 10,70</p>	<p><b>R16</b>  3,50 TR15°</p> <p><b>R06</b>  3,00 SR</p> <p><b>R35</b>  4,00 SR.R</p>		<p>Type : W</p> <p>Coating :</p> <p>Ø A : 139,50</p> <p>Ø C : 150,00</p> <p>H : 8,07</p> <p>L : 260,00</p> <p>F :</p>		<p><b>C511 139 395</b> 21,3953955</p>		Montaj Yüksekliği
 <p>52,00 x 96,00 x 23,00</p>								







MAN **P511 203** Ø120,00

 <p><b>Ø120</b></p> <p>RC,OCP,T</p> <p>6</p> <p>Diesel Engine:  <b>D 2066 LF25 Euro5</b>  <b>6-Cyl.</b> 10518 cc 324 kW (440 PS) / TGA 18.440, TGA 24.430, TGA 24.440, TGX 18.440, TGX 18.430 2007...  <b>D 2066 LF40-41-42 -43-44-45-46-47</b>  <b>Euro5</b>  <b>D 2066 LF17-18-19 -20-21-22-23-24</b>  <b>Euro5</b></p>	<b>P511 203 000</b>	STD	STD	<b>R511 203 000</b>	<b>S511 203 000</b>	<b>L511 202 000</b>	STD	<b>K511 203 000</b>
	<b>P511 203 300</b>	-0,30	STD	<b>R511 203 000</b>	<b>S511 203 300</b>			
<p>ST : 76,80</p> <p>TB : 123,30</p> <p>ØH : 687782,00</p> <p>Hz : -19,70 -7,75</p> <p>Hx/y : 0,00 0,00</p> <p>ØV : 43,50 45,00</p> <p>Vz : -1,60 -2,00</p> <p>T1 : 10,50</p>	<p><b>R16</b>  3,50 TR15°</p> <p><b>R06</b>  3,00 SR</p> <p><b>R35</b>  4,00 SR.R</p>		<p>Type : W</p> <p>Coating :</p> <p>Ø A : 139,50</p> <p>Ø C : 150,00</p> <p>H : 8,07</p> <p>L : 260,00</p> <p>F :</p>		<p><b>C511 139 395</b> 2139,53955</p>		Montaj Yüksekliği	
 <p>52,00 x 96,00 x 23,00</p>								

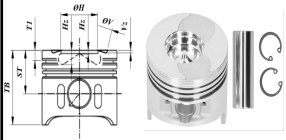


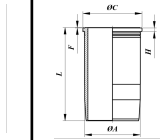












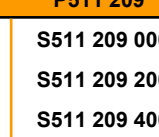
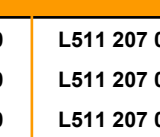
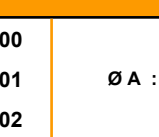

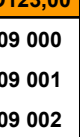
















MAN		P511 206					Ø120,00	
 <p><b>Ø120</b></p> <p>RC,OCP</p> <p>6</p> <p>Diesel Engine:</p> <p><b>D 2066 LUH 41 EEV</b>  <b>D 2066 LUH 42 EEV</b>  <b>D 2066 LUH 46 EEV</b>  <b>D 2066 LUH 47 EEV</b></p>	<b>P511 206 000</b>	STD	STD	<b>R511 206 000</b>	<b>S511 206 000</b>	<b>L511 202 000</b>	STD	<b>K511 206 000</b>
	<p>ST : 76,80</p> <p>TB : 123,30</p> <p>ØH : 68,01</p> <p>H<sub>z</sub> : -22,40    -11,40</p> <p>H<sub>x/y</sub> : 0,00    0,00</p> <p>ØV : 45,00    43,50</p> <p>V<sub>z</sub> : -1,60    -2,00</p> <p>T1 : 10,80</p>	<p><b>R19</b>  3,50 TR15°</p> <p><b>R01</b>  3,00 SR</p> <p><b>R35</b>  4,00 SR.R</p>		<p>Type : W</p> <p>Coating :</p> <p>Ø A : 139,50</p> <p>Ø C : 150,00</p> <p>H : 8,07</p> <p>L : 260,00</p> <p>F :</p>		<p>Montaj Yüksekliği</p>		
 <p>52,00 x 96,00 x 23,00</p>								






MAN		P511 207					Ø121,00	
 <p><b>Ø121</b></p> <p>RC,S</p> <p>6</p> <p>Diesel Engine :</p> <p><b>D 2156</b> R 6, 10343 cm<sup>3</sup>, 141,5 - 173 kW (192 - 235 PS), 17:1 stroke 150mm, <b>D 2156, .HM / HM2</b> / <b>HM3 / HM9</b> R 6, 10343 cm<sup>3</sup>, 141,5 - 173 kW (192 - 235 PS), 17:1 stroke 150mm, D 2156, .HMN 3 / HMN9 R 6, 10343 cm<sup>3</sup>, 141,5 - 173 kW (192 - 235 PS), 17:1 stroke 150mm, 10 Ue 192 1966...1975 / 10.215 1966...1975 / 12.192 1966...1995 / IKARUS BUS</p>	<b>P511 207 000</b>	STD	STD	<b>R511 207 000</b>	<b>S511 207 000</b>	<b>L511 206 000</b>	STD	<b>K511 207 000</b>
	<b>P511 207 200</b>	-0,20	STD	<b>R511 207 000</b>	<b>S511 207 200</b>	<b>L511 206 001</b>	Ø A : -,5	<b>K511 207 001</b>
<b>P511 207 400</b>	-0,40	STD	<b>R511 207 000</b>	<b>S511 207 400</b>	<b>L511 206 002</b>	-126,49	<b>K511 207 002</b>	
<p>ST : 94,00</p> <p>TB : 162,00</p> <p>ØH : 47,30</p> <p>H<sub>z</sub> : -48,40</p> <p>H<sub>x/y</sub> : 0,00    0,00</p> <p>ØV :</p> <p>V<sub>z</sub> :</p> <p>T1 : 21,00</p>	<p><b>R16</b>  3,50 TR15°</p> <p><b>R06</b>  3,00 SR</p> <p><b>R21</b>  3,00 SR</p> <p><b>R35</b>  5,50 SR</p>		<p>Type : W</p> <p>Coating :</p> <p>Ø A : 126,49</p> <p>Ø C : 132,00</p> <p>H : 8</p> <p>L : 287</p> <p>F :</p>		<p>Montaj Yüksekliği</p> <p>+ 0,05 / + 0,35</p>			
 <p>45,00 x 102,00 x 22,00</p>								

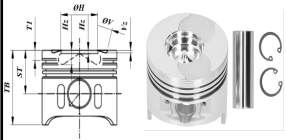



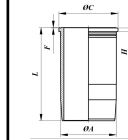





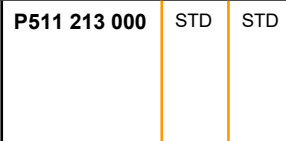
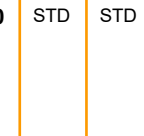
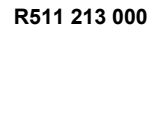



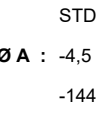









MAN		P511 208				Ø121,00		
      	 <b>Ø121</b> RC,S 6 <b>Diesel Engine :</b> <b>D 2156 MT / MTN / MTX</b> R 6, 10343 cm <sup>3</sup> , 187 - 210 kW (255 - 285 PS), 17:1 stroke 150mm, Turbo, 13.256 F 1966...1971 / 16.256 F F 1966...1971 / 19.256 F 1966...1971 / 22.256 F 1966...1971 / 26.256 F F 1966...1971 / 30.256 F F 1966...1971 <b>Saviem</b>	<b>P511 208 000</b> STD STD <b>P511 208 200</b> -0,20 STD <b>P511 208 400</b> -0,40 STD	<b>R511 208 000</b> <b>R511 208 000</b> <b>R511 208 000</b>	<b>S511 208 000</b> <b>S511 208 200</b> <b>S511 208 400</b>	<b>L511 203 000</b> STD <b>L511 204 000</b> Ø A : -,5 <b>L511 205 000</b> -126,49	 <b>Type :</b> DC <b>Coating :</b> <b>Ø A :</b> 126,49 <b>Ø C :</b> 132 <b>H :</b> 8 <b>L :</b> 287 <b>F :</b>	<b>K511 208 000</b> <b>K511 208 001</b> <b>K511 208 002</b>	
	<b>ST :</b> 94,00 <b>TB :</b> 162,00 <b>ØH :</b> 47,15 <b>H<sub>z</sub> :</b> -48,35 <b>Hx/y :</b> 0,00 0,00 <b>ØV :</b> 58,50 52,00 <b>Vz :</b> -2,40 -2,40 <b>T1 :</b> 21,00	<b>R16</b>  3,50 TR15° <b>R06</b>  3,00 SR <b>R21</b>  3,00 SR <b>R35</b>  5,50 SR	<b>Montaj Yüksekliği</b> + 0,05 / + 0,35					
 45,00 x 102,00 x 22,00								
MAN		P511 209				Ø123,00		
      	 <b>Ø123</b> RC,S 6 <b>Diesel Engine :</b> <b>D 2356 HM 10 / HM 2 / HM 9 / HMN 2 / HMX</b> R 6, 10690 cm <sup>3</sup> , 169 - 173 kW (230 - 235 PS), 17:1 stroke 150mm, 10.230 FL 1968...1974 / 12.230 FL 1968...1974 / 12.230 H 1968...1974 / 13.230 FL 1968...1974 / 16.230 FNS 1968...1974 19.230 DF 1968...1974 / 22.230 F 1968...1974 / 30.230 F 1968...1974 / SUe 230 1968...1974 / SG 192 1968...1973 11 Ue 192 1968...1975 / 12 Ue 192 1968...1974 / RABA	<b>P511 209 000</b> STD STD <b>P511 209 200</b> -0,20 STD <b>P511 209 400</b> -0,40 STD	<b>R511 209 000</b> <b>R511 209 000</b> <b>R511 209 000</b>	<b>S511 209 000</b> <b>S511 209 200</b> <b>S511 209 400</b>	<b>L511 207 000</b> STD <b>L511 207 001</b> Ø A : -,5 <b>L511 207 002</b> -126,49	 <b>Type :</b> W <b>Coating :</b> <b>Ø A :</b> 126,49 <b>Ø C :</b> 132 <b>H :</b> 8,03 <b>L :</b> 287 <b>F :</b>	<b>K511 209 000</b> <b>K511 209 001</b> <b>K511 209 002</b>	
	<b>ST :</b> 94,00 <b>TB :</b> 162,00 <b>ØH :</b> 48,50 <b>H<sub>z</sub> :</b> -50,50 <b>Hx/y :</b> <b>ØV :</b> <b>Vz :</b> <b>T1 :</b>	<b>R16</b>  3,50 TR15° <b>R06</b>  3,00 SR <b>R21</b>  3,00 <b>R35</b>  5,50	<b>Montaj Yüksekliği</b> + 0,05 / + 0,35					
 45,00 x 102,00 x 22,00								

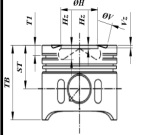



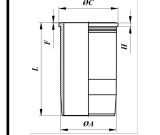








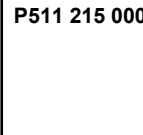
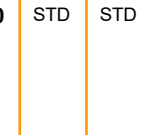




MAN		P511 210				Ø125,00		
 <p><b>Ø125</b></p> <p>RC,OCP,EP,S</p> <p>5/6</p> <p>Diesel Engine :</p> <p><b>D 2565</b>  <b>MK/MKUL/MT</b> R 5,            9510 cm<sup>3</sup>, 169,5 kW (230 PS),            17:1 stroke 155mm, Turbo,</p> <p><b>D 2566 KUL / MFT</b>  <b>/ MK / MKF /</b>  <b>MKUH / MLE /</b>  <b>MLUH / MLUM /</b>  <b>MT / MTE /</b>  <b>MTF / MTH / MTHO</b>  <b>/ MTU / MTUE /</b>  <b>MTUH / MTUM /</b>  <b>MUF</b> R 6, 11407 cm<sup>3</sup>, 162 -            235 kW (220 - 320 PS),17:1            stroke 155mm, Turbo,            SR 240 /SR260/SR280 1976... /            19281 F/FL7FK7FS7FAS            1976...</p>	<b>P511 210 000</b> STD STD <b>P511 210 200</b> -0,20 STD <b>P511 210 400</b> -0,40 STD <b>P511 210 600</b> -0,60 STD	<b>R511 210 000</b> <b>R511 210 000</b> <b>R511 210 000</b> <b>R511 210 000</b>	<b>S511 210 000</b> <b>S511 210 200</b> <b>S511 210 400</b> <b>S511 210 600</b>	<b>L511 208 000</b> STD <b>L511 208 001</b> H : ,5 <b>L511 208 002</b> -140	<b>K511 210 000</b> <b>K511 210 001</b> <b>K511 210 002</b>			
	ST : 89,80 TB : 141,80 ØH : 51,80 Hz : -43,00 Hx/y : 0,00 0,00 ØV : 64,50 56,00 Vz : -1,70 -1,70 T1 : 19,75	<b>R16</b>  3,50 TR15° <b>R26</b>  3,00 SR <b>R35</b>  5,00 SR	Type : W Coating : P Ø A : 140 Ø C : 152 H : 10,05 L : 270 F : 1	<b>Montaj Yüksekliği</b> 0 / + 0,32				
	 <p>46,00 x 105,00 x 22,00</p>	<b>C511 138 210</b> 2x138*2,1 <b>C511 140 400</b> 2x140*4	<b>Montaj Yüksekliği</b> 0 / + 0,32					

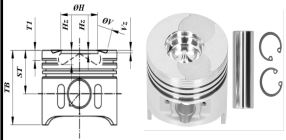



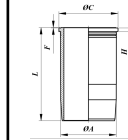








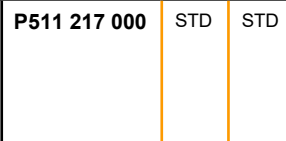

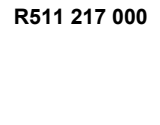



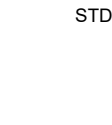
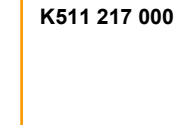





MAN		P511 211				Ø125,00		
 <p><b>Ø125</b></p> <p>RC,EP,YP,S</p> <p>5/6</p> <p>Diesel Engine :</p> <p><b>D 2565, .HM / M /</b>  <b>ME / MF / MFR /</b>  <b>MR / MUE / MUH /</b>  <b>MUL</b>            R 5, 9510 cm<sup>3</sup>, 92 - 141 kW (125            - 192 PS),            R 6, 11407 cm<sup>3</sup>, 125 - 177 kW            (170 - 240 PS) 17:1 stroke            155mm,            11.168/13.192/14.192/14.168/15.            168.15.192/16.168/16.192 /            22.192 /13.168 1976... /            15.240 1976...1986            SG 192 1976... / SG 220            1976... / 16.240 1976...1986 /            19.240 1976...1988 / 22.240            1976...1988 / SL 200 1976...</p>	<b>P511 211 000</b> STD STD <b>P511 211 200</b> -0,20 STD <b>P511 211 400</b> -0,40 STD <b>P511 211 600</b> -0,60 STD	<b>R511 211 000</b> <b>R511 211 000</b> <b>R511 211 000</b> <b>R511 211 000</b>	<b>S511 211 000</b> <b>S511 211 200</b> <b>S511 211 400</b> <b>S511 211 600</b>	<b>L511 208 000</b> STD <b>L511 208 001</b> H : ,5	<b>K511 211 000</b> <b>K511 211 001</b>			
	ST : 89,87 TB : 141,87 ØH : 49,50 Hz : -43,97 Hx/y : 0,00 0,00 ØV : Vz : T1 : 19,10	<b>R16</b>  3,00 TR15° <b>R26</b>  3,00 SR <b>R35</b>  5,00 SR	Type : W Coating : P Ø A : 140 Ø C : 152 H : 10,05 L : 270 F : 1	<b>Montaj Yüksekliği</b> 0 / + 0,32				
	 <p>46,00 x 105,00 x 23,00</p>	<b>C511 138 210</b> 2x138*2,1 <b>C511 140 400</b> 2x140*4	<b>Montaj Yüksekliği</b> 0 / + 0,32					

MAN		P511 212				Ø125,00			
        	 <p><b>Ø125</b></p>	<b>P511 212 000</b>	STD	STD	<b>R511 212 000</b>	<b>S511 212 000</b>			
	ST : 89,87 TB : 141,67 ØH : 49,50 Hz : -43,77 Hx/y : ØV : Vz : T1 :					3,00 TR15° 3,00 5,00			
	x x								
MAN		P511 213				Ø125,00			
        	 <p><b>Ø125</b></p> <p>RC,T 8/10</p> <p>Diesel Engine :  <b>D 2530 ME / MF / MXF V 10,</b>            15945 cm<sup>3</sup>, 156 - 235 kW (212 - 320 PS), 17:1 stroke 130mm,            20.320 1972...1981 / 38.320            1972...1981 / DFK-3875            1972...1981 / DF-4525            1972...1981            DF-5175 1972...1981 / 16.320            / 9.320 / 22.320 / 26.320 /            32.320 / 30.320  <b>D 2538 M / ME / MF V 8,</b>            12756 cm<sup>3</sup>, 160 - 188 kW (218 - 256 PS), 17:1 stroke 130mm,            19.256 1972...1976 / 16.256            1972...1976 / 30.256            1972...1976 / 26.256            1972...1976</p>	<b>P511 213 000</b>	STD	STD	<b>R511 213 000</b>	<b>S511 213 000</b>	<b>L511 209 000</b> <b>L511 209 001</b> <b>L511 209 002</b>	STD Ø A : -4,5 -144,5	<b>K511 213 000</b> <b>K511 213 001</b> <b>K511 213 002</b>
	ST : 92,30 TB : 137,30 ØH : 47,20 Hz : -44,90 Hx/y : 0,00 0,00 ØV : Vz : T1 : 21,25				<b>R01</b>  3,00 TR15° <b>R06</b>  3,00 SR <b>R35</b>  5,00 SR		Type : W Coating : P Ø A : 144,5 Ø C : 153,8 H : 10,05 L : 253 F : 1		Montaj Yüksekliği 0 / + 0,40
	 <p>46,00 x 97,00 x 24,00</p>								













MAN				P511 214				Ø125,00	
      	<b>P511 214 000</b>	STD	STD	<b>R511 214 000</b>	<b>S511 214 000</b>	<b>L511 210 000</b>	STD	<b>K511 214 000</b>	
						<b>L511 210 001</b> <b>L511 210 002</b> <b>L511 210 003</b>	H : ,5 H : H :	<b>K511 214 001</b> <b>K511 214 002</b> <b>K511 214 003</b>	
<b>Ø125</b> RC 5/6 Diesel Engine : <b>D 2566 BUH, UH,</b> R 6 Diesel, 11413 cm <sup>3</sup> , 147-177 kW (200 - 240,5 PS), 17:1 Hub 155mm 240 M 10,240 M 12, SG 240 1983... / SG 220 1976...	<b>ST :</b> 89,90 <b>TB :</b> 141,90 <b>ØH :</b> 67,10 <b>Hz :</b> -31,00 -27,00 <b>Hx/y :</b> 2,50 2,00 <b>ØV :</b> <b>Vz :</b> <b>T1 :</b> 19,55	<b>R16</b>  3,50 TR15° <b>R26</b>  3,00 SR <b>R35</b>  5,00 SR	<b>Type :</b> W <b>Coating :</b> P <b>Ø A :</b> 140,00 <b>Ø C :</b> 152,00 <b>H :</b> 10,05 <b>L :</b> 270,00 <b>F :</b> 1,00	<b>Montaj Yüksekliği</b>					
 46,00 x 105,00 x 23,00									

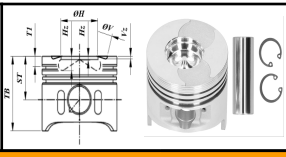


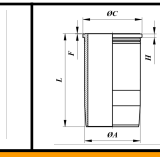















MAN				P511 215				Ø126,00	
 	<b>P511 215 000</b>	STD	STD	<b>R511 215 000</b>	<b>S511 215 000</b>	<b>L511 211 000</b>	STD	<b>K511 215 000</b>	
						<b>L511 211 000</b>			
<b>Ø126</b> RC,BB,OCP,YP,T 6 Diesel Engine: <b>D 2676 LF 01, 02, 03,</b> <b>05 Euro4</b> / 6-Cyl. 12419 cc 353 kW (480 Ps) / TGS 33.480 2009... <b>D 2676 LF 12, 14, 15,</b> <b>16 Euro5</b> / 6 Cyl. Diesel, 12419cc, 353 kW (480 PS), TGX 18.480 TGA 18.480, 24.480, 26.480, 32.480, 35.480, 37.480, 41.480, 35.530, TGX 18.540,	<b>ST :</b> 76,25 <b>TB :</b> 121,84 <b>ØH :</b> 71,41 <b>Hz :</b> -20,10 -7,67 <b>Hx/y :</b> 0,00 0,00 <b>ØV :</b> 42,10 44,10 <b>Vz :</b> -2,00 -2,00 <b>T1 :</b> 14,20	<b>R16</b>  4,00 TR15° <b>R06</b>  3,00 SR <b>R35</b>  4,00 SR.R	<b>Type :</b> W <b>Coating :</b> <b>Ø A :</b> 139,50 <b>Ø C :</b> 150,00 <b>H :</b> 8,07 <b>L :</b> 257,50 <b>F :</b>	<b>Montaj Yüksekliği</b>					
 52,00 x 103,00 x 23,00	<b>C511 139 395</b> 2139,53955								

MAN		P511 216						Ø126,00	
       	 <p><b>Ø126</b></p> <p>RC,BB,OC,YP,T</p> <p>6</p> <p>Diesel Engine: <b>D 2676 LOH 01</b> <b>-04/10/26-28 Euro</b> <b>4/5</b></p> <p>6-Cyl. 12419 cc 324-353 kW (440-480 Ps) Cityliner, Lion's Coch L, Lion's Coch Supreme C, Lion's Coch Supreme L, Neoplan Skyliner, Starliner, Tourliner 2006 - ...</p>	P511 216 000	STD	STD	R511 216 000	S511 216 000	L511 211 000	STD	K511 216 000
	<p>ST : 76,25</p> <p>TB : 121,84</p> <p>ØH : 70,90</p> <p>Hz : -20,00 <b>-7,67</b></p> <p>Hx/y : 0,00 0,00</p> <p>ØV : 42,10 44,10</p> <p>Vz : -2,00 -2,00</p> <p>T1 : 14,20</p>	<p>R16  4,00 TR15°</p> <p>R06  3,00 SR</p> <p>R35  4,00 SR.R</p>	<p>Type : W</p> <p>Coating :</p> <p>Ø A : 139,50</p> <p>Ø C : 150,00</p> <p>H : 8,07</p> <p>L : 257,50</p> <p>F :</p>	<p>Montaj Yüksekliği</p>					
 <p>52,00 x 103,00 x 23,00</p>	<p>C511 139 395 2139,53955</p>								
MAN		P511 217						Ø126,00	
       	 <p><b>Ø126</b></p> <p>RC,BB,OC,YP,T</p> <p>6</p> <p>Diesel Engine: D 2676 LF 58 Euro 6</p> <p><b>D 2676 LF 36, D</b> <b>2676 LF 45, D 2676</b> <b>LF 46, D 2676 LF 47,</b> <b>D 2676 LF 48</b></p> <p>6-Cyl. 12412cc 294-353 kW (400-480 Ps) 24 Ventile</p>	P511 217 000	STD	STD	R511 217 000	S511 217 000	L511 212 000	STD	K511 217 000
	<p>ST : 76,30</p> <p>TB : 121,80</p> <p>ØH : 98,01</p> <p>Hz : -22,00 -9,30</p> <p>Hx/y : 0,00 0,00</p> <p>ØV :</p> <p>Vz : -2,00 -2,00</p> <p>T1 : 13,70</p>	<p>R17  3,50 TR15°</p> <p>R08  2,50 SR</p> <p>R35  3,50 SR.R</p>	<p>Type : W</p> <p>Coating :</p> <p>Ø A : 139,50</p> <p>Ø C : 150,00</p> <p>H : 8,06</p> <p>L : 257,50</p> <p>F :</p>	<p>Montaj Yüksekliği</p>					
 <p>52,00 x 103,00 x 23,00</p>	<p>C511 139 470 2139,41473</p>								















MAN		P511 218						Ø128,00	
 <p><b>Ø128</b></p> <p>RC,YP,T</p> <p>6</p> <p>Diesel Engine :</p> <p><b>D 2866 K / KF / KOH / KU / KUH / KUL / LF 04 / LF 07 / LF 08 / LF 29 / LFZ / LFZR / LOCH / LU / LUH / LUL / LXF</b></p> <p>R 6, 11967 cm<sup>3</sup>, 215 - 265 kW (292 - 360 PS), 15:1 stroke 155mm, Turbo, LLK, D 2866, KFZ R 6, 11967 cm<sup>3</sup>, 265 kW (360 PS), 15:1 stroke 155mm, Turbo, LLK, D 2866, TOH R 6, 11967 cm<sup>3</sup>, 215 kW (292 PS), 15:1 Turbo, 19.361 1983... / 19.332 F 1983... / 19.361 FLS 1983...</p>	<b>P511 218 000</b>	STD	STD	<b>R511 218 000</b>	<b>S511 218 000</b>	<b>L511 213 000</b>	STD	<b>K511 218 000</b>	
	<b>P511 218 200</b>	-0,20	STD	<b>R511 218 000</b>	<b>S511 218 200</b>	<b>L511 213 001</b>	H : ,5	<b>K511 218 001</b>	
	<b>P511 218 400</b>	-0,40	STD	<b>R511 218 000</b>	<b>S511 218 400</b>	<b>L511 213 002</b>	Ø A : ,5	<b>K511 218 002</b>	
	<b>P511 218 600</b>	-0,60	STD	<b>R511 218 000</b>	<b>S511 218 600</b>	<b>L511 213 003</b>	Ø A : ,5	<b>K511 218 003</b>	
	ST : 89,80			<b>R16</b>  3,50 TR15°		<b>Type</b> : W			
	TB : 141,80			<b>R26</b>  3,00 SR		<b>Coating</b> : P			
	ØH : 69,40			<b>R35</b>  5,00		Ø A : 144,5			
	Hz : -32,20 -28,00					Ø C : 153,8			
	Hx/y : -2,00 0,00					H : 10,07			
	ØV : 61,50 54,00					L : 270			
	Vz : -2,30 -2,30					F : 1		<b>Montaj Yüksekliği</b>	
	T1 : 18,90					<b>C511 138 210</b> 2x138*2,1		0 / +0,33	
						<b>C511 140 400</b> 2x144*4			
									
	46,00 x 105,00 x 23,00								

MAN		P511 219						Ø128,00	
 <p><b>Ø128</b></p> <p>RC,T</p> <p>6</p> <p>Diesel Engine : 16.242, 19.242, 24.242, 25.242, 26.242, 33.242 Endüstriyel</p> <p><b>D 2866. E, FG, FR, OH, UM</b></p> <p>R 6, 11967 cm<sup>3</sup>, 176 kW (239 PS), 17,5:1 / 200, 202, 240 1984... / 242 1984...1994</p> <p><b>D 2866. F / D 2866.UH</b></p> <p>R 6, 11967 cm<sup>3</sup>, 177 kW (241 PS), 17,5:1 / 200, 202, 240 1984... / 242 1984...1994</p>	<b>P511 219 000</b>	STD	STD	<b>R511 219 000</b>	<b>S511 219 000</b>	<b>L511 213 000</b>	STD	<b>K511 219 000</b>	
	<b>P511 219 200</b>	-0,20	STD	<b>R511 219 000</b>	<b>S511 219 200</b>	<b>L511 213 001</b>	H : ,5	<b>K511 219 001</b>	
	<b>P511 219 400</b>	-0,40	STD	<b>R511 219 000</b>	<b>S511 219 400</b>	<b>L511 213 002</b>	-144,5	<b>K511 219 002</b>	
		ST : 89,87			<b>R16</b>  3,50 TR15°		<b>Type</b> : W		
	TB : 141,87			<b>R26</b>  3,00 SR		<b>Coating</b> : P			
	ØH : 67,00			<b>R35</b>  5,00		Ø A : 144,5			
	Hz : -31,00 -26,50					Ø C : 153,8			
	Hx/y : -2,00 -2,00					H : 10,07			
	ØV :					L : 270			
	Vz :					F : 1		<b>Montaj Yüksekliği</b>	
	T1 : 18,75					<b>C511 138 210</b> 2x138*2,1		0 / + 0,20	
						<b>C511 144 400</b> 2x144*4			
									
	46,00 x 105,00 x 23,00								

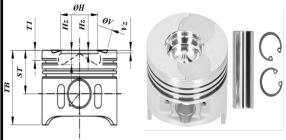



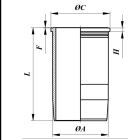









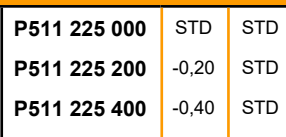
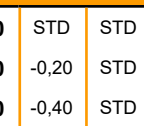












MAN		P511 220				Ø128,00		
      	 <b>Ø128</b> RC,YP,T 5/6 Diesel Engine : <b>D 2865, LUH</b> <b>02/03/05, LF</b> <b>02/03/04 LOH, Euro</b> <b>1 / LF 03 / LF 04 /</b> R 5, 9972 cm <sup>3</sup> , 221 kW (301 PS), 16:1 stroke 155mm, Turbo, LLK, / 19.422 1987... / 19.361 FLS 1987... / 19.362 F 1987... / 24.362 1987... 25.362 1987... / 19.362 FS 1987... / Marine engine 1987... / Industrial engine 1987... D 2865, .LF 05, Euro 1 R 5, 9972 cm <sup>3</sup> , 198 kW (270 PS),16:1 stroke 155mm, Turbo, LLK, 19.422 1987... / 19.361 FLS 1987... / 19.362 F 1987...	<b>P511 220 000</b> STD STD <b>P511 220 200</b> -0,20 STD <b>P511 220 400</b> -0,40 STD <b>P511 220 600</b> -0,60 STD	<b>R511 220 000</b> <b>R511 220 000</b> <b>R511 220 000</b> <b>R511 220 000</b>	<b>S511 220 000</b> <b>S511 220 200</b> <b>S511 220 400</b> <b>S511 220 600</b>	<b>L511 213 000</b> STD <b>L511 213 001</b> H : ,5 <b>L511 213 002</b> Ø A : ,5 <b>L511 213 003</b> Ø A : ,5 <b>L511 213 005</b>	 Type : W Coating : P Ø A : 144,5 Ø C : 153,8 H : 10,07 L : 270 F : 1	<b>K511 220 000</b> <b>K511 220 001</b> <b>K511 220 002</b> <b>K511 220 003</b> <b>K511 220 004</b>	
	ST : 89,75 TB : 141,75 ØH : 76,73 Hz : -24,40 -21,80 Hx/y : -2,25 0,00 ØV : 62,00 54,00 Vz : -2,05 -2,05 T1 : 19,00	<b>R16</b>  3,50 TR15° <b>R06</b>  3,00 SR <b>R35</b>  5,00 SR.R	<b>C511 138 210</b> 2x138*2,1 <b>C511 144 400</b> 2x144*4	Montaj Yüksekliği + 0,01 / + 0,038				
 <b>Ø128</b> RC 5/6 Diesel Engine : <b>D 2865 L/LOH 02 /</b> <b>LU</b> <b>01/02/03/04/06/10/15,</b> <b>/ LF 02/03/04/06/15</b> 5/6 Diesel, 9972 cm <sup>3</sup> , 221 kW (330 PS), 15,7-16:1 Turbocharged <b>D 2866 LF</b> <b>01/02/03/05/06/07/09/</b> <b>15/22 LU</b> <b>01/03/04F/KF</b> <b>09/LXE/LE</b> <b>06109/LH/LXUH/LXO</b> <b>H/LXFG/LX/LFG/LXF</b> <b>/RXF/LOH 03</b> 5/6 Diesel 11967 cm <sup>3</sup> , 198-324 kW (269-440 PS), 15,7-16:1 Turbocharged 19.422, 19.361 FLS 19.362 F/FS 24.361, 25.362	<b>P511 221 000</b> STD STD <b>P511 221 200</b> -0,20 STD <b>P511 221 400</b> -0,40 STD <b>P511 221 600</b> -0,60 STD	<b>R511 221 000</b> <b>R511 221 000</b> <b>R511 221 000</b> <b>R511 221 000</b>	<b>S511 221 000</b> <b>S511 221 200</b> <b>S511 221 400</b> <b>S511 221 600</b>	<b>L511 213 000</b> STD <b>L511 213 001</b> H : ,5 <b>L511 213 002</b> Ø A : ,5 <b>L511 213 003</b> Ø A : ,5	 Type : W Coating : P Ø A : 144,5 Ø C : 153,8 H : 10,07 L : 270 F : 1	<b>K511 221 000</b> <b>K511 221 001</b> <b>K511 221 002</b> <b>K511 221 003</b>		
ST : 89,75 TB : 141,75 ØH : 75,60 Hz : -24,40 -21,80 Hx/y : -2,25 0,00 ØV : 62,00 54,00 Vz : -2,05 -2,05 T1 : 19,00	<b>R16</b>  3,50 TR15° <b>R06</b>  3,00 SR <b>R35</b>  5,00 SR.R	<b>C511 138 210</b> 2x138*2,1 <b>C511 144 400</b> 2x144*4	Montaj Yüksekliği					
 46,00 x 105,00 x 23,00	 46,00 x 105,00 x 23,00							



MAN		P511 222						Ø128,00	
 <p><b>Ø128</b></p> <p>RC,YP,T</p> <p>5/6</p> <p>Diesel Engine :  <b>D 2866 LOH23, LUH23 Euro3</b>            6 Cyl. 11967 cc 294 Kw (400 PS)            17:1 Turbo, Intercooler / F 2000, SG 263 2002-...  <b>D 2866 LF13/14/15/16/20/3 4/35 Euro2</b>            6 Cyl. 11967 cc 294-309 Kw (400 -410 PS) 17:1 Turbo, Intercooler / 27.314 DFC,32.310</p>	<b>P511 222 000</b> STD STD <b>P511 222 200</b> -0,20 STD <b>P511 222 400</b> -0,40 STD <b>P511 222 600</b> -0,60 STD	<b>R511 222 000</b> <b>R511 222 000</b> <b>R511 222 000</b> <b>R511 222 000</b>	<b>S511 222 000</b> <b>S511 222 200</b> <b>S511 222 400</b> <b>S511 222 600</b>	<b>L511 213 000</b> STD <b>L511 213 001</b> H : ,5 <b>L511 213 002</b> Ø A : ,5 <b>L511 213 003</b> Ø A : ,5		<b>K511 222 000</b> <b>K511 222 001</b> <b>K511 222 002</b> <b>K511 222 003</b>			
	<b>ST :</b> 89,75 <b>TB :</b> 141,75 <b>ØH :</b> 81,20 <b>Hz :</b> -21,60 -10,80 <b>Hx/y :</b> -2,25 0,00 <b>ØV :</b> 62,00 54,00 <b>Vz :</b> -2,10 -2,10 <b>T1 :</b> 19,00	<b>R16</b>  3,50 TR15° <b>R06</b>  3,00 SR <b>R35</b>  5,00 SR.R	<b>Type :</b> W <b>Coating :</b> P <b>Ø A :</b> 144,5 <b>Ø C :</b> 153,8 <b>H :</b> 10,07 <b>L :</b> 270 <b>F :</b> 1	<b>Montaj Yüksekliği</b>					
	 <p>46,00 x 105,00 x 23,00</p>	<b>C511 138 210</b> 2x138*2,1 <b>C511 144 400</b> 2x144*4	<b>Montaj Yüksekliği</b>						







MAN		P511 223						Ø128,00	
 <p><b>Ø128</b></p> <p>RC,YP,T</p> <p>6</p> <p>Diesel Engine :  <b>D 2876 Euro 2 LF 02, LUH 01, LUH 02, LUH 03, LOH 01</b>            R 6, 12817 cm³, 338 kW (460 PS), 17,1:1 stroke 142mm, Turbo, LLK, F 2000 1995...1999 / 19.462 FLS 1995... 19.462 BL 1995... / 19.463 1995... TG 460 A 2000...</p>	<b>P511 223 000</b> STD STD <b>P511 223 200</b> -0,20 STD <b>P511 223 400</b> -0,40 STD <b>P511 223 600</b> -0,60 STD	<b>R511 223 000</b> <b>R511 223 000</b> <b>R511 223 000</b> <b>R511 223 000</b>	<b>S511 223 000</b> <b>S511 223 200</b> <b>S511 223 400</b> <b>S511 223 600</b>	<b>L511 213 000</b> STD <b>L511 213 001</b> H : ,5 <b>L511 213 002</b> Ø A : ,5 <b>L511 213 003</b> Ø A : ,5		<b>K511 223 000</b> <b>K511 223 001</b> <b>K511 223 002</b> <b>K511 223 003</b>			
	<b>ST :</b> 79,25 <b>TB :</b> 134,25 <b>ØH :</b> 80,00 <b>Hz :</b> -23,10 -12,00 <b>Hx/y :</b> 2,00 0,00 <b>ØV :</b> 54,00 62,00 <b>Vz :</b> -2,30 -2,30 <b>T1 :</b> 19,70	<b>R16</b>  4,00 TR15° <b>R26</b>  3,00 SR.R <b>R35</b>  4,00 SR.R	<b>Type :</b> W <b>Coating :</b> P <b>Ø A :</b> 144,5 <b>Ø C :</b> 153,8 <b>H :</b> 10,07 <b>L :</b> 270 <b>F :</b> 1	<b>Montaj Yüksekliği</b>					
	 <p>50,00 x 107,00 x 25,00</p>	<b>C511 138 210</b> 2x138*2,1 <b>C511 144 400</b> 2x144*4	<b>Montaj Yüksekliği</b> + 0,01 / + 0,33						








MAN		P511 224				Ø128,00		
       	<b>P511 224 000</b> STD STD <b>P511 224 200</b> -0,20 STD <b>P511 224 400</b> -0,40 STD <b>P511 224 600</b> -0,60 STD	<b>R511 224 000</b> <b>R511 224 000</b> <b>R511 224 000</b> <b>R511 224 000</b>	<b>S511 224 000</b> <b>S511 224 200</b> <b>S511 224 400</b> <b>S511 224 600</b>	<b>L511 213 000</b> STD <b>L511 213 001</b> H : ,5 <b>L511 213 002</b> Ø A : ,5 <b>L511 213 003</b> Ø A : ,5	<b>K511 224 000</b> <b>K511 224 001</b> <b>K511 224 002</b> <b>K511 224 003</b>			
	 <p><b>Ø128</b> RC,YP,T 6 Diesel Engine: <b>D 2876 LF 03 Euro 3 / D 2876 LF 04 Euro 3 / D 2876 LF 06 Euro 2 / D 2876 LF 09 Euro 3 / D 2876 LF 10/14/17 Euro 3 / D 2876 LOH 02/03/04 Euro 3</b> 12816 cc 338 kW (460 PS) 16.75:1 Turbo , Intercooler 24 Valve / 18.463 TC-A.460 12816 cc 338 Kw (460 PS) 16.75:1 Turbo , Intercooler 24 Valve / 19.462 FLS. 19.462 DL.19.463,23.464,26.464,30.464,27.464,40.464,35.464,32.464,28.464</p> 	ST : 79,25 TB : 134,25 ØH : 85,05 Hz : -21,74 -10,25 Hx/y : 0,00 0,00 ØV : 50,00 50,00 Vz : -1,90 -1,90 T1 : 19,70	<b>R16</b>  4,00 TR15° <b>R06</b>  3,00 SR <b>R35</b>  4,00 SR.R	Type : W Coating : P Ø A : 144,5 Ø C : 153,8 H : 10,07 L : 270 F : 1	<b>Montaj Yüksekliği</b> + 0,01 / + 0,33			
 <p>50,00 x 107,00 x 25,00</p>	<b>C511 138 210</b> 2x138*2,1 <b>C511 144 400</b> 2x144*4							
MAN		P511 225				Ø128,00		
       	<b>P511 225 000</b> STD STD <b>P511 225 200</b> -0,20 STD <b>P511 225 400</b> -0,40 STD	<b>R511 225 000</b> <b>R511 225 000</b> <b>R511 225 000</b>	<b>S511 225 000</b> <b>S511 225 200</b> <b>S511 225 400</b>	<b>L511 213 000</b> STD <b>L511 213 001</b> H : ,5 <b>L511 213 002</b> Ø A : ,5 <b>L511 213 003</b> Ø A : ,5 <b>L511 213 004</b> F : -1	<b>K511 225 000</b> <b>K511 225 001</b> <b>K511 225 002</b> <b>K511 225 003</b> <b>K511 225 004</b>			
	 <p><b>Ø128</b> RC,YP,T 6 Diesel Engine: <b>D 2866 LF 23/24/25/26/27/28/ Euro 3 / D 2866 LF 37 Euro 2 / D 2866 LF 38 Euro 3 / D 2866 LFG 07/27 Euro 3 / D 2866 LF Euro 3</b> 11967 cc 228-301 kW (310-409 PS) 19:1 Turbo ,Intercooler 24 Valf / 33.362, Fortuna ,Lion's Coach Otobüs F2000,18.313,TG310, TG410,18.413 1999 - 2006 <b>D 2866 LOH 29 Euro 3</b> 11967 cc 301 Kw (410 PS) 19:1 Turbo Intercooler 24 Valf RH413, RH414,24.310,24.350 2001 - 2006</p> 	ST : 89,75 TB : 141,75 ØH : 80,00 Hz : -22,00 -6,20 Hx/y : 0,00 0,00 ØV : 50,00 50,00 Vz : -1,90 -1,90 T1 : 19,30	<b>R16</b>  4,00 TR15° <b>R06</b>  3,00 SR <b>R35</b>  4,00 SR.R	Type : W Coating : P Ø A : 144,5 Ø C : 153,8 H : 10,07 L : 270 F : 1	<b>Montaj Yüksekliği</b> + 0,01 / + 0,33			
 <p>46,00 x 105,00 x 23,00</p>	<b>C511 138 210</b> 2x138*2,1 <b>C511 144 400</b> 2x144*4							

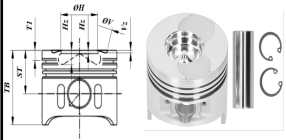
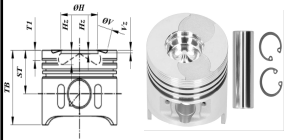
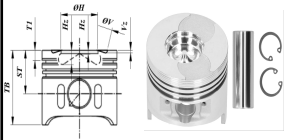
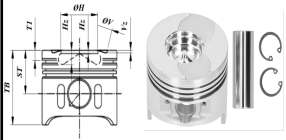
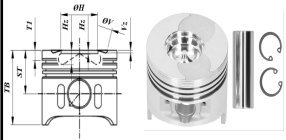
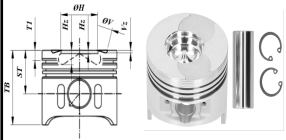
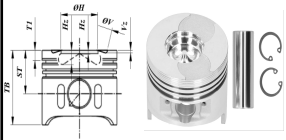
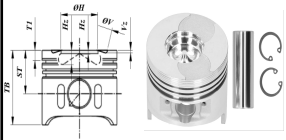
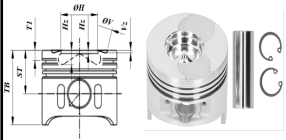
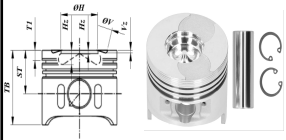
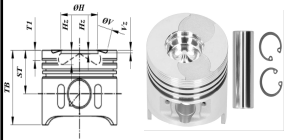
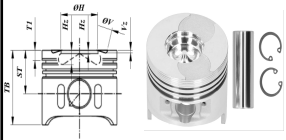
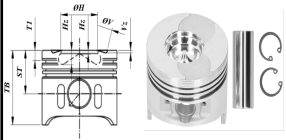
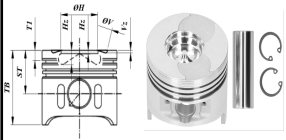
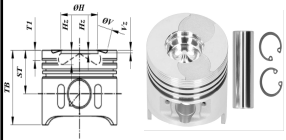
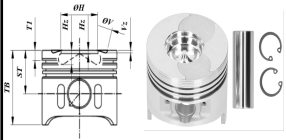
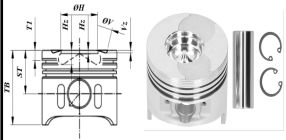
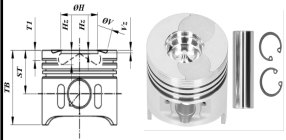


MAN **P511 226** Ø128,00






 <p><b>Ø128</b></p> <p>RC,YP,T</p> <p>6</p> <p>Diesel Engine: <b>D 2866 LF</b> 31/32/39/40/41/42/4 <b>3 Euro 2</b> 6-Cyl. 11967 cc 301 kW (409 PS) 16,75:1 Turbo LLK,24 Valve 19.414.23.414,24.414,26.414,27.414.30.414,32.414,33.314,33.414,35.414,40.414,41.414,42.414,50.414. TGA18.412 FLS 1997-...</p>	<b>P511 226 000</b> STD STD <b>P511 226 200</b> -0,20 STD <b>P511 226 400</b> -0,40 STD	<b>R511 226 000</b> <b>R511 226 000</b> <b>R511 226 000</b>	<b>S511 226 000</b> <b>S511 226 200</b> <b>S511 226 400</b>	<b>L511 213 000</b> STD <b>L511 213 001</b> H : ,5 <b>L511 213 002</b> Ø A : ,5 <b>L511 213 003</b> Ø A : ,5		<b>K511 226 000</b> <b>K511 226 001</b> <b>K511 226 002</b> <b>K511 226 003</b>
	<p>ST : 89,75</p> <p>TB : 141,75</p> <p>ØH : 80,00</p> <p>H<sub>z</sub> : -22,50 -12,25</p> <p>H<sub>x/y</sub> : 0,00 0,00</p> <p>ØV : 50,00 50,00</p> <p>V<sub>z</sub> : -1,90 -1,90</p> <p>T1 : 19,30</p>	<p><b>R16</b>  4,00 TR15°</p> <p><b>R06</b>  3,00 SR</p> <p><b>R35</b>  4,00 SR.R</p>	<p>Type : W</p> <p>Coating : P</p> <p>Ø A : 144,5</p> <p>Ø C : 153,8</p> <p>H : 10,07</p> <p>L : 270</p> <p>F : 1</p>	<p>Montaj Yüksekliği</p> <p><b>C511 138 210</b> 2x138*2,1 + 0,01 / + 0,33</p> <p><b>C511 144 400</b> 2x144*4</p>		
 <p>46,00 x 105,00 x 23,00</p>						






MAN **P511 227** Ø128,00

 <p><b>Ø128</b></p>	<b>P511 227 000</b> STD STD <b>P511 227 200</b> -0,20 STD <b>P511 227 400</b> -0,40 STD <b>P511 227 600</b> -0,60 STD	<b>R511 227 000</b> <b>R511 227 000</b> <b>R511 227 000</b> <b>R511 227 000</b>	<b>S511 227 000</b> <b>S511 227 200</b> <b>S511 227 400</b> <b>S511 227 600</b>			
	<p>ST : 79,25</p> <p>TB : 134,25</p> <p>ØH : 81,28</p> <p>H<sub>z</sub> : -23,10 -12,00</p> <p>H<sub>x/y</sub> : 8,00 0,00</p> <p>ØV : 54,00 62,00</p> <p>V<sub>z</sub> : -2,10 -2,10</p> <p>T1 : 19,70</p>	<p><b>R16</b>  4,00 TR15°</p> <p><b>R06</b>  3,00 SR</p> <p><b>R35</b>  4,00 SR.R</p>				
 <p>50,00 x 107,00 x 25,00</p>						

MAN		P511 228				Ø128,00		
                 								









MAN				P511 230				Ø128,00			
 <p><b>Ø128</b></p> <p>RC,OCP,BB,YP,T</p> <p>12</p> <p>Diesel Engine : D2842 LE 602 Lokomotif, Jenerator</p> <p><b>D 2842 LE 203</b></p> <p>V12 Diesel, 21930 cm, 446-587 kW (607-798 PS), 15,6:1 Turbo, LLK Einbaumotor</p>	<b>P511 230 000</b>	STD	STD	<b>R511 230 000</b>	<b>S511 230 000</b>	<b>L511 216 000</b>	STD	<b>K511 230 000</b>			
	<p><b>ST :</b> 81,30</p> <p><b>TB :</b> 130,30</p> <p><b>ØH :</b> 74,00</p> <p><b>Hz :</b> -25,10    -22,50</p> <p><b>Hx/y :</b> 2,00    0,00</p> <p><b>ØV :</b> 62,50    54,50</p> <p><b>Vz :</b> -1,70    -1,70</p> <p><b>T1 :</b> 19,65</p>			<p><b>R16</b>  4,00 TR15°</p> <p><b>R06</b>  3,00 SR</p> <p><b>R35</b>  4,00 SR.R</p>		<p><b>Type :</b> W</p> <p><b>Coating :</b> P</p> <p><b>Ø A :</b> 144,50</p> <p><b>Ø C :</b> 153,8</p> <p><b>H :</b> 10,05</p> <p><b>L :</b> 253</p> <p><b>F :</b> 1</p>					
	 <p>46,00 x 105,00 x 22,00</p>										Montaj Yüksekliği

MAN				P511 231				Ø128,00			
 <p><b>Ø128</b></p> <p>RC,OCP,BB,YP,T</p> <p>6</p> <p>Diesel Engine : <b>D 2876.LE 201</b></p> <p>6 Cyl. 12817 cm, 355 kW (483 PS) 15:1 Hub 142mm, Turbo, LLK Einbaumotor, Marin</p>	<b>P511 231 000</b>	STD	STD	<b>R511 231 000</b>	<b>S511 231 000</b>	<b>L511 213 000</b>	STD	<b>K511 231 000</b>			
	<b>P511 231 200</b>	-0,20	STD	<b>R511 231 000</b>	<b>S511 231 200</b>						
	<b>P511 231 400</b>	-0,40	STD	<b>R511 231 000</b>	<b>S511 231 400</b>						
<b>P511 231 600</b>	-0,60	STD	<b>R511 231 000</b>	<b>S511 231 600</b>							
<p><b>ST :</b> 79,25</p> <p><b>TB :</b> 134,25</p> <p><b>ØH :</b> 85,00</p> <p><b>Hz :</b> -23,80    -12,00</p> <p><b>Hx/y :</b> 2,15    0,00</p> <p><b>ØV :</b> 60,00    54,50</p> <p><b>Vz :</b> -2,10    -2,10</p> <p><b>T1 :</b> 17,50</p>			<p><b>R18</b>  4,00 TR15°</p> <p><b>R01</b>  3,00 SR.R</p> <p><b>R35</b>  4,00 SR.R</p>		<p><b>Type :</b> W</p> <p><b>Coating :</b> P</p> <p><b>Ø A :</b> 144,5</p> <p><b>Ø C :</b> 153,8</p> <p><b>H :</b> 10,07</p> <p><b>L :</b> 270</p> <p><b>F :</b> 1</p>					Montaj Yüksekliği	
 <p>50,00 x 103,00 x 23,00</p>						<p><b>C511 138 210</b> 2x138*2,1</p> <p><b>C511 144 400</b> 2x144*4</p>					

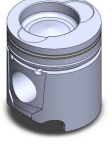







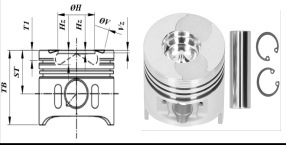


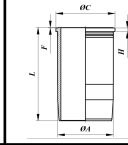












MASSEY FERGUSON P519 002 Ø108,00






 <p><b>Ø108</b></p> <p>RC,T 6</p> <p>Diesel Engine: <b>620 BWBAE Euro3 6600cm 140 kW (190 PS) 2002 -2004</b></p>	<p><b>P519 002 000</b></p>	<p>STD</p>	<p>STD</p>	<p><b>R519 002 000</b></p>	<p><b>S519 002 000</b></p>	<p><b>L519 001 000</b> <b>L519 001 001</b></p> 	<p>STD Ø A : -6</p>	<p><b>K519 002 000</b> <b>K519 002 001</b></p>				
									<p>ST : 70,65</p> <p>TB : 106,65</p> <p>ØH : 64,50</p> <p>Hz : -19,06 -11,65</p> <p>Hx/y : -5,50 -2,50</p> <p>ØV : 53,00 46,00</p> <p>Vz : -0,80 -0,80</p> <p>T1 : 14,00</p>	<p><b>R16</b>  3,00 TR15°</p> <p><b>R03</b>  2,50 SR</p> <p><b>R35</b>  4,00 SR.R</p>	<p>Type : W</p> <p>Coating :</p> <p>Ø A : 123,00</p> <p>Ø C : 131,75</p> <p>H : 9,03</p> <p>L : 218,00</p> <p>F : 0,97</p>	<p>Montaj Yüksekliği</p>
									 <p>40,00 x 89,00 x 19,00</p>			





MASSEY FERGUSON P519 003 Ø108,00

 <p><b>Ø108</b></p>	<p><b>P519 003 000</b></p>	<p>STD</p>	<p>STD</p>	<p><b>R519 003 000</b></p>	<p><b>S519 003 000</b></p>						
									<p>ST : 63,74</p> <p>TB : 115,72</p> <p>ØH : 69,92</p> <p>Hz : -17,68 -9,30</p> <p>Hx/y : -3,25 -3,00</p> <p>ØV : 54,50 46,00</p> <p>Vz : -0,80 -0,80</p> <p>T1 : 12,15</p>	<p><b>R16</b>  3,00 TR15°</p> <p><b>R03</b>  2,50 SR</p> <p><b>R35</b>  4,00 SR</p>	<p>Montaj Yüksekliği</p>
									 <p>40,00 x 89,00 x 19,00</p>		

MAZ		P525 301				Ø130,00		
      	 <p><b>Ø130</b></p> <p>RC</p> <p>Diesel Engine:</p>	<b>P525 301 000</b> STD STD	<b>R525 301 000</b>	<b>S525 301 000</b>				
	ST : 100,00 TB : 166,50 ØH : 73,50 Hz : -22,80 17,40 Hx/y : 5,00 0,00 ØV : Vz : T1 : 23,50	R14  3,50 ETR7° R14  3,50 ETR7° R14  3,50 ETR7° R35  6,50 SR						
 <p>50,00 x 108,00 x 24,00</p>								
MAZDA		P526 801				Ø86,00		
 <p><b>Ø86</b></p> <p>OCP</p> <p>Diesel Engine : 2,0 TDI RF5C</p>	<b>P526 801 000</b> STD STD	<b>P526 801 050</b> STD +0,50	<b>R526 801 000</b> <b>R526 801 050</b>	<b>S526 801 000</b> <b>S526 801 050</b>				
	ST : 46,90 TB : 75,90 ØH : 43,55 Hz : -13,80 -6,00 Hx/y : 0,00 0,00 ØV : Vz : T1 : 7,80			2,00 SR 2,00 SR 3,00 SR				
 <p>30,00 x 68,00 x 17,00</p>								




MAZDA		P526 901				Ø93,00		
 <p><b>Ø93</b></p> <p>RC, OCP, SP, T, YP</p> <p>Diesel Engine : B2500 TD, Ranger <b>XM34 TD</b> 4-Cyl. 2500cc 110 PS 1998-...</p> <p><b>Ford</b></p>	<p><b>P526 901 000</b> STD STD <b>R526 901 000</b> <b>S526 901 000</b></p> <p><b>P526 901 050</b> STD +0,50 <b>R526 901 050</b> <b>S526 901 050</b></p>							
	<p>ST : 47,85</p> <p>TB : 87,35</p> <p>ØH : 38,00</p> <p>Hz : -2,10 -1,10</p> <p>Hx/y :</p> <p>ØV :</p> <p>Vz :</p> <p>T1 : 12,75</p>	<p><b>R02</b>  2,50 SR</p> <p><b>R07</b>  2,00 SR</p> <p><b>R35</b>  3,00 SR</p>						
 <p>32,00 x 71,00 x 16,00</p>								<p>Montaj Yüksekliği</p> <p>+ 0,30</p> <p>+ 0,42</p>

MERCEDES-BENZ		P533 601				Ø63,50		
 <p><b>Ø63,5</b></p> <p>3</p> <p>Benzin Engine: <b>M 160 R3, M 160 E6</b> 99 cm³ 33/40 kW (45/54 PS) Turbo Smart 0,6 Turbo 1998...</p> <p><b>Smart</b></p>	<p><b>P533 601 000</b> STD STD <b>R533 601 000</b> <b>S533 601 000</b></p> <p><b>P533 601 225</b> -0,25 +0,25 <b>R533 601 025</b> <b>S533 601 225</b></p> <p><b>P533 601 250</b> -0,25 +0,50 <b>R533 601 050</b> <b>S533 601 250</b></p> <p><b>P533 601 201</b> -0,25 +1,00 <b>R533 601 001</b> <b>S533 601 201</b></p>							
	<p>ST : 27,00</p> <p>TB : 43,50</p> <p>ØH : 50,70</p> <p>Hz : -2,75</p> <p>Hx/y : 0,00 0,00</p> <p>ØV :</p> <p>Vz :</p> <p>T1 : 5,80</p>	<p><b>R01</b>  1,20 SR</p> <p><b>R06</b>  1,50 SR</p> <p><b>R38</b>  2,50 SR.R</p>						
 <p>16,00 x 48,00 x 9,00</p>								

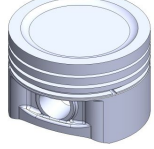








**MERCEDES-BENZ P533 602 Ø65,51**








 <p><b>Ø65,505</b></p> <p>RC 4/5</p> <p>Diesel Engine: <b>OM 660.914</b> R3 799 ccm 18,50:1 Fortwo city cabrio 800 CDi 11.1999</p> <p><b>Smart</b></p>	<p><b>P533 602 000</b> STD STD <b>R533 602 000</b> <b>S533 602 000</b></p>						
	<p><b>P533 602 025</b> STD +0,25 <b>R533 602 025</b> <b>S533 602 025</b></p>						
	<p><b>P533 602 050</b> STD +0,50 <b>R533 602 050</b> <b>S533 602 050</b></p>						
	<p><b>P533 602 250</b> -0,25 +0,50 <b>R533 602 050</b> <b>S533 602 250</b></p>						
	<p>ST : 36,00</p> <p>TB : 60,00</p> <p>ØH : 38,70</p> <p>Hz : -11,10 -2,95</p> <p>Hx/y : -1,25 -1,00</p> <p>ØV : 26,40 28,70</p> <p>Vz : -0,95 -0,95</p> <p>T1 : 8,00</p>	<p><b>R01</b>  1,50 SR</p> <p><b>R06</b>  1,50 SR</p> <p><b>R35</b>  2,50 SR</p>					
	 <p>23,00 x 53,00 x 14,00</p>						Montaj Yüksekliği

**MERCEDES-BENZ P533 603 Ø66,50**






 <p><b>Ø66,5</b></p> <p>3</p> <p>Benzin Engine:<b>CABRIO 0.7, CITY-COUPÉ 0.7, FORTWO 0.7, ROADSTER 0.7, ROADSTER 0.7 BRABUS M 160.923 / M 160.921 / M 160.922 / M 160.910 0,7L (37 kW)</b> Gasoline 689 cm<sup>3</sup>,37-45 kW (50-61 PS) SMART Fortwo 11/2000... SMART Roadster 04/2003... <b>Smart</b></p>	<p><b>P533 603 000</b> STD STD <b>R533 603 000</b> <b>S533 603 000</b></p>						
	<p><b>P533 603 025</b> STD +0,25 <b>R533 603 025</b> <b>S533 603 025</b></p>						
	<p><b>P533 603 050</b> STD +0,50 <b>R533 603 050</b> <b>S533 603 050</b></p>						
		<p>ST : 25,20</p> <p>TB : 41,70</p> <p>ØH : 54,50</p> <p>Hz : -3,25</p> <p>Hx/y : 0,00 0,00</p> <p>ØV :</p> <p>Vz :</p> <p>T1 : 4,50</p>	<p><b>R01</b>  1,20 SR</p> <p><b>R06</b>  1,20 SR</p> <p><b>R38</b>  2,50 SR.R</p>				
	 <p>16,00 x 52,00 x 10,00</p>						Montaj Yüksekliği



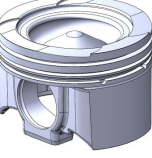






**MERCEDES-BENZ P533 701 Ø75,00**

 <p><b>Ø75</b></p> <p>RC,EP</p> <p>Diesel Engine: OM 636, 914 / 915 / 916 / 917 / 918 / 919 / 930 / 931 / 934 R 4, 1767 cm³, 23,5</p> <p>Application : 170 ...1951 180 ...1951 319 ...1951 401 ...1951 402 ...1951 405 ...1951 405 ...1951 405 ...1951 U 30 ...1951 U 32 ...1951 U 34 ...</p>	<p><b>P533 701 000</b> STD STD <b>R533 701 000</b> <b>S533 701 000</b> <b>L181 701 000</b> <b>K533 701 000</b></p> <p><b>P533 701 050</b> STD +0,50 <b>R533 701 050</b> <b>S533 701 050</b></p> <p><b>P533 701 001</b> STD +1,00 <b>R533 701 001</b> <b>S533 701 001</b></p> <p><b>P533 701 002</b> STD +1,50 <b>R533 701 002</b> <b>S533 701 002</b></p> <p><b>P533 701 003</b> STD +2,00 <b>R533 701 003</b> <b>S533 701 003</b></p>	<p>ST : 45,00</p> <p>TB : 89,00</p> <p>ØH : 51,75</p> <p>Hz : -3,90</p> <p>Hx/y : 5,00 0,00</p> <p>ØV :</p> <p>Vz :</p> <p>T1 : 11,00</p>	<p><b>R02</b>  2,00 SR</p> <p><b>R01</b>  2,00 SR</p> <p><b>R26</b>  2,00 SR</p> <p><b>R35</b>  5,00 SR</p> <p><b>R32</b>  5,00 SR</p>	<p>22,00 x 63,50 x 14,00</p> 	<p>Montaj Yüksekliği</p>

**MERCEDES-BENZ P533 702 Ø76,00**

 <p><b>Ø76</b></p> <p>F.Steel (FS,OCP,T)</p> <p>4</p> <p>Diesel Engine : A-Serisi (W176) A 160 CDI, A-SERISI (W176) A 180 CDI, GLA 180 CDI / d, CLA (C117) 180 CDI / d, B-KLASSE (W246-W242), CITAN (415) 109 CDI,</p> <p><b>OM 607.951 from Euro6 version</b> 4-Cyl. 1461cc 66-81 kW 75-110 PS</p> <p>Dacia, Nissan, Renault</p>	<p><b>P533 702 000</b> STD STD <b>R533 702 000</b> <b>S533 702 000</b></p> <p><b>P533 702 025</b> STD +0,25 <b>R533 702 025</b> <b>S533 702 025</b></p> <p><b>P533 702 050</b> STD +0,50 <b>R533 702 050</b> <b>S533 702 050</b></p>	<p>ST : 32,50</p> <p>TB : 50,00</p> <p>ØH : 47,00</p> <p>Hz : -12,86 -5,40</p> <p>Hx/y : 0,00 0,00</p> <p>ØV : 30,00 34,50</p> <p>Vz : -0,43 -0,25</p> <p>T1 : 4,00</p>	<p><b>R11</b>  1,75 ETR3°</p> <p><b>R08</b>  1,75 SR</p> <p><b>R35</b>  2,00 SR</p>	<p>26,00 x 42,00 x 13,00</p> 	<p>Montaj Yüksekliği</p>

MERCEDES-BENZ		P533 801				Ø80,00		
 <p><b>Ø80</b></p> <p>F.Steel (FS,OCP,T)</p> <p>4</p> <p>Diesel Engine : C-KLASSE (S205/W205) C 180 BlueTEC / d, C-KLASSE (S205/W205) C 200 BlueTEC / d, VITO</p> <p><b>OM 626.951 / R9MA500</b></p> <p>4-Cyl. 1598cc 66-100 kW 88-136 PS</p> <p>Renault</p>	<p><b>P533 801 000</b></p> <p><b>P533 801 025</b></p> <p><b>P533 801 050</b></p>	<p>STD</p> <p>STD</p> <p>STD</p>	<p>STD</p> <p>+0,25</p> <p>+0,50</p>	<p><b>R533 801 000</b></p> <p><b>R533 801 025</b></p> <p><b>R533 801 050</b></p>	<p><b>S533 801 000</b></p> <p><b>S533 801 025</b></p> <p><b>S533 801 050</b></p>			
	<p>ST : 35,50</p> <p>TB : 54,50</p> <p>ØH : 46,50</p> <p>Hz : -12,40 -4,40</p> <p>Hx/y : 0,00 0,00</p> <p>ØV : 23,00 23,00</p> <p>Vz : -0,40 -0,40</p> <p>T1 : 4,50</p>	<p>2,00 ETR7°</p> <p>1,75 SR</p> <p>2,00 SR</p>						
 <p>30,00 x 44,40 x 15,00</p>								Montaj Yüksekliği
MERCEDES-BENZ		P533 802				Ø81,98		
 <p><b>Ø81,981</b></p> <p>F.Steel (FS,OCP,T)</p> <p>4/6</p> <p>Diesel Engine : E-KLASSE E 200 d, E 220 d, E 300 d, A-CLASS A 180 d, A-CLASS 200 d,</p> <p><b>OM654 920 / OM656 929</b></p> <p>W177 18-W247 18-W205 18-C118 18-C257 17-W213</p> <p>4/6-Cyl. 1950cc 84 -235 kW 114-320 PS - 183-250 kW 249 -340 PS</p>	<p><b>P533 802 000</b></p> <p><b>P533 802 025</b></p> <p><b>P533 802 050</b></p>	<p>STD</p> <p>STD</p> <p>STD</p>	<p>STD</p> <p>+0,25</p> <p>+0,50</p>	<p><b>R533 802 000</b></p> <p><b>R533 802 025</b></p> <p><b>R533 802 050</b></p>	<p><b>S533 802 000</b></p> <p><b>S533 802 025</b></p> <p><b>S533 802 050</b></p>			
	<p>ST : 35,15</p> <p>TB : 56,65</p> <p>ØH : 48,21</p> <p>Hz : -13,90 -3,70</p> <p>Hx/y : 0,00 0,00</p> <p>ØV : 27,00 27,00</p> <p>Vz : -1,50 -1,50</p> <p>T1 : 4,50</p>	<p><b>R02</b>  2,00 SR</p> <p><b>R08</b>  1,75 SR</p> <p><b>R35</b>  2,00 SR</p>						
 <p>30,00 x 48,00 x 14,00</p>								



MERCEDES-BENZ P533 803 Ø82,00






<p style="text-align: center;"><b>Ø82</b></p> <p style="text-align: center;">EP,S</p> <p style="text-align: center;">4</p> <p><b>Benzin Engine:</b> 200 CGI (209.343), 200 Kompressor /171.442), 216 (906.113, 906.213), 316 (906.133, 906.135, 906.233, 906.235), 316 (906.635, 906.633), Sprinter 3,5-4 Bus (B906), 516 (906.153, 906.155, 906.253, 906.255), C 180 Kompressor, C 200 CGI, CLK 200 Kompressor, E 200 Kompressor</p> <p><b>M</b></p> <p><b>271.940/941/942/944/948/950</b></p> <p>4-Cyl. 1597cc 115kW - 156 PS</p>	<p><b>P533 803 000</b></p> <p><b>P533 803 025</b></p> <p><b>P533 803 050</b></p>	<p>STD</p> <p>STD</p> <p>STD</p>	<p>STD</p> <p>+0,25</p> <p>+0,50</p>	<p><b>R533 803 000</b></p> <p><b>R533 803 025</b></p> <p><b>R533 803 050</b></p>	<p><b>S533 803 000</b></p> <p><b>S533 803 025</b></p> <p><b>S533 803 050</b></p>			
	<p><b>ST :</b> 29,90</p> <p><b>TB :</b> 50,90</p> <p><b>ØH :</b> 70,00</p> <p><b>Hz :</b> -2,90</p> <p><b>Hx/y :</b> 0,00      0,00</p> <p><b>ØV :</b> 30,00      30,00</p> <p><b>Vz :</b> -0,60      -0,60</p> <p><b>T1 :</b> 5,50</p>	<p><b>R01</b>  1,20 SR</p> <p><b>R06</b>  1,50 SR</p> <p><b>R37</b>  2,50 SR.R</p>	<b>Montaj Yüksekliği</b>					
<p>20,00 x 56,00 x 11,00</p>								

MERCEDES-BENZ P533 804 Ø82,00




<p style="text-align: center;"><b>Ø82</b></p> <p style="text-align: center;">EP,S</p> <p style="text-align: center;">4</p> <p><b>Benzin Engine:</b> C 160 Kompressor, C 180 Kompressor, CLC 180 Kompressor, E 200 CGI</p> <p><b>M</b></p> <p><b>271.921, .946, .952</b></p> <p>4 Cyl.1796cc. 90 -125 kW (122-170 PS), 9,5:1, 16 Ventile</p>	<p><b>P533 804 000</b></p> <p><b>P533 804 025</b></p> <p><b>P533 804 050</b></p>	<p>STD</p> <p>STD</p> <p>STD</p>	<p>STD</p> <p>+0,25</p> <p>+0,50</p>	<p><b>R533 804 000</b></p> <p><b>R533 804 025</b></p> <p><b>R533 804 050</b></p>	<p><b>S533 804 000</b></p> <p><b>S533 804 025</b></p> <p><b>S533 804 050</b></p>			
	<p><b>ST :</b> 29,90</p> <p><b>TB :</b> 50,90</p> <p><b>ØH :</b> 70,00</p> <p><b>Hz :</b> -1,50</p> <p><b>Hx/y :</b> 0,00      0,00</p> <p><b>ØV :</b></p> <p><b>Vz :</b> -1,00      -1,00</p> <p><b>T1 :</b> 5,50</p>	<p><b>R01</b>  1,20 SR</p> <p><b>R06</b>  1,50 SR</p> <p><b>R37</b>  2,50 SR.R</p>	<b>Montaj Yüksekliği</b>					
<p>20,00 x 56,00 x 11,00</p>								



MERCEDES-BENZ P533 805 Ø82,00





 <p><b>Ø82</b></p> <p>EP,T</p> <p>4</p> <p>Benzin Engine: C 180 (204.349), C 180 CGI (204.049), C 200 (204.048), E 200 CGI (207.348), C 180 CGI (204.049)</p> <p><b>M 271.820 / M271.860</b></p> <p><b>4-Cyl. 1796cc 150 KW / 204 PS</b></p>	<p><b>P533 805 000</b> STD STD <b>R533 805 000</b> <b>S533 805 000</b></p> <p><b>P533 805 025</b> STD +0,25 <b>R533 805 025</b> <b>S533 805 025</b></p> <p><b>P533 805 050</b> STD +0,50 <b>R533 805 050</b> <b>S533 805 050</b></p>						
	<p>ST : 30,00</p> <p>TB : 50,00</p> <p>ØH : 5859,00</p> <p>H<sub>z</sub> : -4,45</p> <p>H<sub>x/y</sub> : 0,00 0,00</p> <p>ØV : 30,00 30,00</p> <p>V<sub>z</sub> : -0,62 -0,62</p> <p>T1 : 6,20</p>	<p><b>R01</b>  1,20 SR</p> <p><b>R06</b>  1,50 SR</p> <p><b>R38</b>  2,00 SR.R</p>					
	 <p>20,00 x 56,00 x 11,00</p>						Montaj Yüksekliği

MERCEDES-BENZ P533 806 Ø82,00

<p><b>Ø82</b></p>	STD					
	<p>ST :</p> <p>TB :</p> <p>ØH :</p> <p>H<sub>z</sub> :</p> <p>H<sub>x/y</sub> :</p> <p>ØV :</p> <p>V<sub>z</sub> :</p> <p>T1 :</p>	<p><b>R02</b>  1,50 SR</p> <p><b>R05</b>  1,75 SR</p> <p><b>R35</b>  2,00 SR</p>				Montaj Yüksekliği
	X X					








MERCEDES-BENZ		P533 807				Ø82,00		
 <p><b>Ø82</b></p> <p>EP,S</p> <p>4</p> <p><b>Benzin Engine:</b>  <b>M 271 E 18 948</b>                      1796 cm³ 141 kW (192 PS)                      C 200, C 230, CLK 200, E 200                      Kompressor 2001-2005</p>	<b>P533 807 000</b>	STD	STD	<b>R533 807 000</b>	<b>S533 807 000</b>			
	<b>P533 807 025</b>	STD	+0,25	<b>R533 807 025</b>	<b>S533 807 025</b>			
	<b>P533 807 050</b>	STD	+0,50	<b>R533 807 050</b>	<b>S533 807 050</b>			
	<p><b>ST :</b> 29,90</p> <p><b>TB :</b> 50,90</p> <p><b>ØH :</b> 71,20</p> <p><b>H<sub>z</sub> :</b> -4,61</p> <p><b>H<sub>x/y</sub> :</b> 0,00    0,00</p> <p><b>ØV :</b> 26,00    26,00</p> <p><b>V<sub>z</sub> :</b> -1,00    -1,00</p> <p><b>T1 :</b> 5,60</p>	<p><b>R01</b>  1,20 SR</p> <p><b>R06</b>  1,50 SR</p> <p><b>R38</b>  2,50 SR</p>						
	 <p>20,00 x 56,00 x 11,00</p>							Montaj Yüksekliği






MERCEDES-BENZ		P533 808				Ø82,90		
 <p><b>Ø82,9</b></p> <p>SP</p> <p>6/8</p> <p><b>Benzin Engine:</b>  <b>M 103 E 26.941, M</b>  <b>103 E 26.942, M</b>  <b>103 E 26.943</b>                      2599 cm³, 117 kW (159 PS) 9,2:1                      / 109 E 2,6 2/1984...09/1992 /                      260 E 12/1984...09/1992 / 260                      SE 12/1984...09/1992                      2599 cm³, 118-125 kW (160                      -170PS), 9:1 / 109 E 2,6                      12/1984... / 260 E 12/1984... /                      260 SE 12/1984...                      2599 cm³, 118-125 kW (160                      -170PS), 9:1 / 109 E 2,6                      12/1984... / 260 E 12/1984... /                      260 SE 12/1984...</p>	<b>P533 808 000</b>	STD	STD	<b>R533 808 000</b>	<b>S533 808 000</b>			
	<b>P533 808 025</b>	STD	+0,25	<b>R533 808 025</b>	<b>S533 808 025</b>			
	<b>P533 808 050</b>	STD	+0,50	<b>R533 808 050</b>	<b>S533 808 050</b>			
	<b>P533 808 001</b>	STD	+1,00	<b>R533 808 001</b>	<b>S533 808 001</b>			
	<p><b>ST :</b> 33,00</p> <p><b>TB :</b> 63,00</p> <p><b>ØH :</b> 53,00</p> <p><b>H<sub>z</sub> :</b> -1,00</p> <p><b>H<sub>x/y</sub> :</b> 8,00    4,00</p> <p><b>ØV :</b></p> <p><b>V<sub>z</sub> :</b></p> <p><b>T1 :</b> 6,50</p>	<p><b>R01</b>  1,50 SR</p> <p><b>R26</b>  1,75 SR</p> <p><b>R35</b>  3,00 SR.R</p>						
	 <p>22,00 x 52,00 x 13,00</p>							Montaj Yüksekliği



**MERCEDES-BENZ** **P533 809** **Ø83,00**

 <p><b>Ø83</b></p>	<b>P533 809 000</b> STD STD <b>R533 809 000</b> <b>S533 809 000</b>					
	<b>P533 809 050</b> STD +0,50 <b>R533 809 050</b> <b>S533 809 050</b>					
	ST : 29,00 TB : 50,00 ØH : Hz : Hx/y : ØV : Vz : T1 : 5,00	<b>R01</b>  1,20 SR <b>R21</b>  1,75 SR <b>R38</b>  2,00 SR.R				
 <p>19,00 x 50,00 x 11,00</p>						Montaj Yüksekliği

**MERCEDES-BENZ** **P533 810** **Ø83,00**

 <p><b>Ø83</b></p> <p>RC,OCP,BB 6</p> <p>Diesel Engine: CLS (C218) CLS 350 CDI, CLS Shooting Brake (X218), E-CLASS (W212) E350 CDI 4-matic E CLASS Coupe (C207), E-CLASS T-Model (S212), R-CLASS (W251, V251), S-CLASS (W221) <b>OM 642.853</b></p>	<b>P533 810 000</b> STD STD <b>R533 810 000</b> <b>S533 810 000</b>					
	<b>P533 810 050</b> STD +0,50 <b>R533 810 050</b> <b>S533 810 050</b>					
	<b>P533 810 250</b> -0,25 +0,50 <b>R533 810 050</b> <b>S533 810 250</b>					
<b>P533 810 200</b> -0,25 STD <b>R533 810 000</b> <b>S533 810 200</b>						
ST : 45,65 TB : 71,65 ØH : 47,01 Hz : -15,51 -4,30 Hx/y : 0,00 0,00 ØV : 26,00 26,00 Vz : -1,49 -1,49 T1 : 10,25	<b>R16</b>  2,00 TR6° <b>R06</b>  2,00 SR <b>R35</b>  2,00 SR					Montaj Yüksekliği
 <p>30,00 x 66,00 x 13,00</p>						



MERCEDES-BENZ P533 811 Ø83,00

<p><b>Ø83</b> RC,OCP,BB 6 Diesel Engine: CLS (C218) CLS 350 CDI, CLS Shooting Brake (X218), E-CLASS (W212) E350 CDI 4-matic E CLASS Coupe (C207), E-CLASS T-Model (S212), R-CLASS (W251, V251), S-CLASS (W221) <b>OM 642.853</b></p>	<p><b>P533 811 000</b> STD STD <b>R533 811 000</b> <b>S533 811 000</b></p> <p><b>P533 811 050</b> STD +0,50 <b>R533 811 050</b> <b>S533 811 050</b></p> <p><b>P533 811 250</b> -0,25 +0,50 <b>R533 811 050</b> <b>S533 811 250</b></p> <p><b>P533 811 200</b> -0,25 STD <b>R533 811 000</b> <b>S533 811 200</b></p>						
	<p>ST : 45,65 TB : 71,65 ØH : 47,01 Hz : -15,51 -4,30 Hx/y : 0,00 0,00 ØV : 30,00 30,00 Vz : -1,33 -1,33 T1 : 10,25</p>	<p><b>R16</b>  2,00 TR6° <b>R06</b>  2,00 SR <b>R35</b>  2,00 SR</p>					
<p>30,00 x 66,00 x 13,00</p>							Montaj Yüksekliği

MERCEDES-BENZ P533 812 Ø83,00

<p><b>Ø83</b> RC,OCP,BB Diesel Engine: OM 642 Vito , ML 280 2012 - 2016</p>	<p><b>P533 812 000</b> STD STD <b>R533 812 000</b> <b>S533 812 000</b></p> <p><b>P533 812 050</b> STD +0,50 <b>R533 812 050</b> <b>S533 812 050</b></p> <p><b>P533 812 250</b> -0,25 +0,50 <b>R533 812 050</b> <b>S533 812 250</b></p> <p><b>P533 812 200</b> -0,25 STD <b>R533 812 000</b> <b>S533 812 200</b></p>						
	<p>ST : 45,65 TB : 71,65 ØH : 45,10 Hz : -15,00 -4,00 Hx/y : 0,00 0,00 ØV : 26,00 26,00 Vz : -1,49 -1,49 T1 : 10,25</p>	<p><b>R16</b>  2,00 TR6° <b>R06</b>  2,00 SR <b>R35</b>  2,00 SR.R</p>					
<p>30,00 x 66,00 x 13,00</p>							





MERCEDES-BENZ		P533 813				Ø83,00		
 <p><b>Ø83</b> RC, OCP, BB</p> <p>Diesel Engine: OM 642 Vito, ML 280 2012 - 2016</p>	<b>P533 813 000</b>	STD	STD	<b>R533 813 000</b>	<b>S533 813 000</b>			
	<b>P533 813 050</b>	STD	+0,50	<b>R533 813 050</b>	<b>S533 813 050</b>			
	<b>P533 813 250</b>	-0,25	+0,50	<b>R533 813 050</b>	<b>S533 813 250</b>			
	<b>P533 813 200</b>	-0,25	STD	<b>R533 813 000</b>	<b>S533 813 200</b>			
	<p><b>ST :</b> 45,65</p> <p><b>TB :</b> 71,65</p> <p><b>ØH :</b> 45,10</p> <p><b>Hz :</b> -15,00    -4,00</p> <p><b>Hx/y :</b> 0,00    0,00</p> <p><b>ØV :</b> 30,00    30,00</p> <p><b>Vz :</b> -1,33    -1,33</p> <p><b>T1 :</b> 10,25</p>		<p><b>R16</b>  2,00 TR6°</p> <p><b>R06</b>  2,00 SR</p> <p><b>R35</b>  2,00 SR.R</p>					
 <p>30,00 x 66,00 x 13,00</p>							Montaj Yüksekliği	

MERCEDES-BENZ		P533 814				Ø83,00		
 <p><b>Ø83</b> EP, T 4</p> <p>Benzin Engine: A160 (176.041), A180 (176.042), A200 (176.043), B180 (246.241), B200 (246.243), CLA 180 (117.342), CLA 180 (117.942), GLA 180 (156.942), GLA200 (156.943)</p> <p><b>M 270 910</b> 4-Cyl. 1595cc, 75-115 kW, 102-156 PS</p>	<b>P533 814 000</b>	STD	STD	<b>R533 814 000</b>	<b>S533 814 000</b>			
	<b>P533 814 025</b>	STD	+0,25	<b>R533 814 025</b>	<b>S533 814 025</b>			
	<b>P533 814 050</b>	STD	+0,50	<b>R533 814 050</b>	<b>S533 814 050</b>			
	<p><b>ST :</b> 30,55</p> <p><b>TB :</b> 50,55</p> <p><b>ØH :</b> 50,50</p> <p><b>Hz :</b> -6,15    -1,15</p> <p><b>Hx/y :</b> 2,00    0,00</p> <p><b>ØV :</b> 33,00    33,00</p> <p><b>Vz :</b> -3,20    -3,20</p> <p><b>T1 :</b> 6,50</p>		<p><b>R01</b>  1,20 SR</p> <p><b>R26</b>  1,00 SR</p> <p><b>R37</b>  2,00 SR.R</p>					
	 <p>20,00 x 51,00 x 11,00</p>							Montaj Yüksekliği








MERCEDES-BENZ		P533 815				Ø83,00		
 <p><b>Ø83</b></p> <p>RC,T</p> <p>4</p> <p><b>Benzin Engine:</b> C-CLASS (W204), C-CLASS (W205), C-CLASS Cabriolet (A205), C-CLASS Coupe (C204), C-CLASS Coupe (C205), C-CLASS T-MODEL (S204)</p> <p><b>M 274.910</b></p> <p>4-Cyl. 1595cc, 95-115 kW, 129-156 PS</p>	<p><b>P533 815 000</b> STD STD</p> <p><b>P533 815 025</b> STD +0,25</p> <p><b>P533 815 050</b> STD +0,50</p>			<p><b>R533 815 000</b></p> <p><b>R533 815 025</b></p> <p><b>R533 815 050</b></p>	<p><b>S533 815 000</b></p> <p><b>S533 815 025</b></p> <p><b>S533 815 050</b></p>			
	<p>ST : 30,55</p> <p>TB : 50,55</p> <p>ØH : 50,51</p> <p>H<sub>z</sub> : -6,15 -1,15</p> <p>H<sub>x/y</sub> : 2,00 0,00</p> <p>ØV : 28,00 28,00</p> <p>V<sub>z</sub> : -3,40 -3,40</p> <p>T1 : 6,50</p>	<p><b>R01</b>  1,20 SR</p> <p><b>R26</b>  1,00 SR</p> <p><b>R37</b>  2,00 SR.R</p>						
 <p>20,00 x 51,00 x 11,00</p>								Montaj Yüksekliği

MERCEDES-BENZ		P533 816				Ø83,00		
 <p><b>Ø83</b></p> <p>RC,OCP,YP,T</p> <p>6</p> <p><b>Diesel Engine:</b> C-CLASS C 300/350 CDI, E-CLASS E 350, E-CLASS E 350 CDI, GL-CLASS GL 320 CDI / 350, GLK-CLASS 350 CDI, M-CLASS ML 300 CDI, M-CLASS ML 350 CDI, R-CLASS R 280 CDI, R-CLASS R 350 CDI</p> <p><b>OM 642.830 Euro5</b></p> <p><b>OM 642.820 - OM 642.832 - OM 642.836 - OM 642.850 - OM 642.856 - OM 642.870</b></p> <p>6 Cyl. 2987 cc 170 kw 231-PS</p>	<p><b>P533 816 000</b> STD STD</p> <p><b>P533 816 025</b> STD +0,25</p> <p><b>P533 816 050</b> STD +0,50</p> <p><b>P533 816 200</b> -0,20 STD</p> <p><b>P533 816 250</b> -0,20 +0,50</p>			<p><b>R533 816 000</b></p> <p><b>R533 816 025</b></p> <p><b>R533 816 050</b></p> <p><b>R533 816 000</b></p> <p><b>R533 816 050</b></p>	<p><b>S533 816 000</b></p> <p><b>S533 816 025</b></p> <p><b>S533 816 050</b></p> <p><b>S533 816 200</b></p> <p><b>S533 816 250</b></p>			
	<p>ST : 45,65</p> <p>TB : 71,65</p> <p>ØH : 47,10</p> <p>H<sub>z</sub> : -15,51 -4,30</p> <p>H<sub>x/y</sub> : 0,00 0,00</p> <p>ØV : 26,00 26,00</p> <p>V<sub>z</sub> : -1,43 -1,43</p> <p>T1 : 10,45</p>	<p><b>R17</b>  2,00 TR6°</p> <p><b>R08</b>  2,00 SR</p> <p><b>R35</b>  2,00 SR.R</p>						
 <p>30,00 x 66,00 x 13,00</p>								








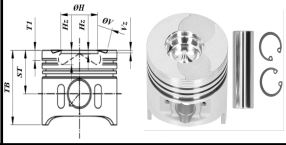
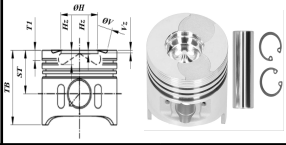
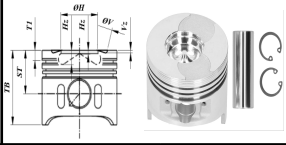
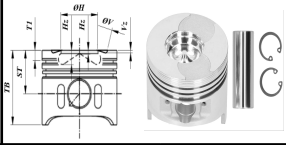
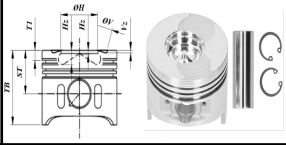
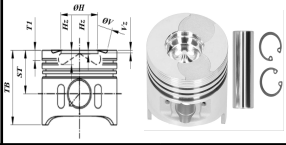
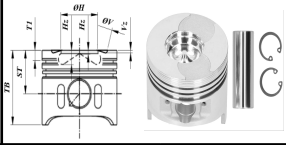
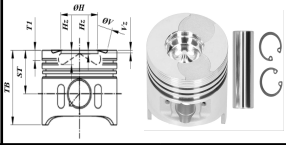
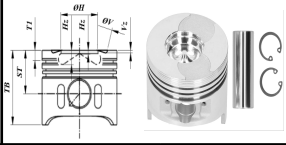
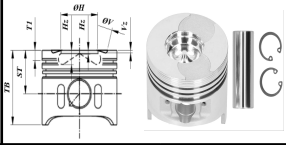
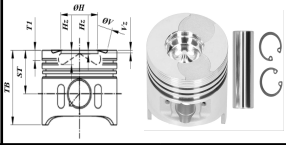
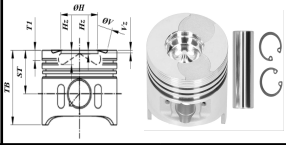
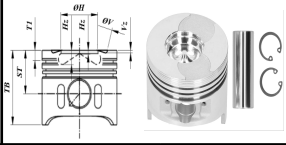
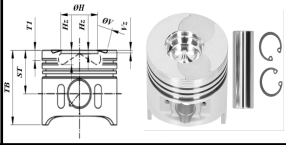
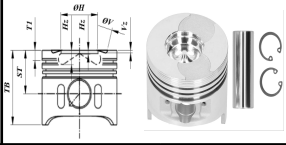
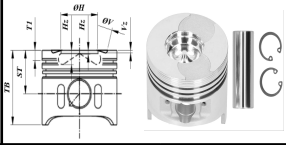
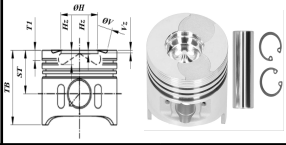
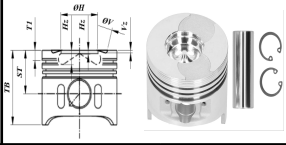


MERCEDES-BENZ P533 819 Ø83,01

 <p><b>Ø83,007</b></p> <p>RC,OCP,BB</p> <p>4</p> <p>Diesel Engine: GLK-CLASS (X204) 200 CDI, E-KLASSE (S211-W211) 250 CDI, GLK-CLASS (X204) 250 CDI 4-matic, A-CLASS (W176) A180 CDI / d, B-CLASS (W246, W242) B 180 CDI, C CLASS (W204) C 180 CDI, C-CLASS T-Model (S204) C 180 CDI, C-CLASS Coupe (C204) C 220 CDI, C-CLASS T-Model (S204) OM 651.925 &amp; OM 651.913 &amp; OM 651.916 &amp; OM 651.912 OM 651.924 &amp; OM 651.924 &amp; OM 651.930 &amp; OM 651.913 &amp; OM 651.911</p> <p>Jeep</p>	<p><b>P533 819 000</b> STD STD <b>R533 819 000</b> <b>S533 819 000</b></p> <p><b>P533 819 025</b> STD +0,25 <b>R533 819 025</b> <b>S533 819 025</b></p> <p><b>P533 819 050</b> STD +0,50 <b>R533 819 050</b> <b>S533 819 050</b></p>					
	<p>ST : 48,50</p> <p>TB : 75,50</p> <p>ØH : 45,00</p> <p>Hz : -14,95</p> <p>Hx/y :</p> <p>ØV :</p> <p>Vz :</p> <p>T1 :</p>	<p>R04  2,00</p> <p>R05  1,75</p> <p>R35  2,00</p>				
 <p>30,00 x 66,00 x 13,00</p>						Montaj Yüksekliği

MERCEDES-BENZ P533 820 Ø83,01

 <p><b>Ø83,007</b></p> <p>RC,OCP,BB</p> <p>4/5</p> <p>Diesel Engine: C 220 CDI, C 250 CDI, E 220 Blue TEC, E 220 CDI, E 250 CDI / BlueTEC, VITO Box (W447), 114 CDI (447.601, 447.603, 447.605), VITO Mixto, VITO Tourer, VITO Mixto (W447), 114 CDI / 114 Blue TEC, 114 CDI 4x4 (447.601, 447.603), 116 CDI (447.701, 447.703) OM 651.925 &amp; OM 651.911 &amp; OM 651.913 &amp; OM 651.916 OM 651.921 &amp; OM 651.924 &amp; OM 651.950 &amp; OM 651.960 &amp; OM 651.980</p> <p>Jeep</p>	<p><b>P533 820 000</b> STD STD <b>R533 820 000</b> <b>S533 820 000</b></p> <p><b>P533 820 025</b> STD +0,25 <b>R533 820 025</b> <b>S533 820 025</b></p> <p><b>P533 820 050</b> STD +0,50 <b>R533 820 050</b> <b>S533 820 050</b></p>					
	<p>ST : 48,50</p> <p>TB : 75,50</p> <p>ØH : 49,40</p> <p>Hz : -13,25 -4,00</p> <p>Hx/y : 0,00 0,00</p> <p>ØV : 26,60 26,60</p> <p>Vz : -1,00 -1,00</p> <p>T1 : 9,80</p>	<p>R04  2,00 SR</p> <p>R05  1,75 SR</p> <p>R35  2,00 SR</p>				
 <p>30,00 x 66,00 x 13,00</p>						



MERCEDES-BENZ		P533 821				Ø83,01		
                 								



MERCEDES-BENZ		P533 823				Ø83,01			
<p><b>Ø83,007</b></p>	<b>P533 823 000</b>	STD	STD	<b>R533 823 000</b>	<b>S533 823 000</b>				
	<b>P533 823 025</b>	STD	+0,25	<b>R533 823 025</b>	<b>S533 823 025</b>				
	<b>P533 823 050</b>	STD	+0,50	<b>R533 823 050</b>	<b>S533 823 050</b>				
	<b>P533 823 200</b>	-0,20	STD	<b>R533 823 000</b>	<b>S533 823 200</b>				
	<b>P533 823 250</b>	-0,20	+0,50	<b>R533 823 050</b>	<b>S533 823 250</b>				
	<p><b>ST :</b> 48,50  <b>TB :</b> 75,50  <b>ØH :</b> 49,40  <b>Hz :</b> -13,20    -4,00  <b>Hx/y :</b> 0,00    0,00  <b>ØV :</b> 26,60    26,60  <b>Vz :</b> -1,00    -1,00  <b>T1 :</b> 9,80</p>		<p><b>R04</b>  2,00 SR  <b>R05</b>  2,00 SR  <b>R35</b>  2,00 SR</p>						
<p>30,00 x 66,00 x 13,00</p>								Montaj Yüksekliği	

MERCEDES-BENZ		P533 824				Ø83,01			
<p><b>Ø83,007</b></p>	<b>P533 824 000</b>	STD	STD	<b>R533 824 000</b>	<b>S533 824 000</b>				
	<b>P533 824 025</b>	STD	+0,25	<b>R533 824 025</b>	<b>S533 824 025</b>				
	<b>P533 824 050</b>	STD	+0,50	<b>R533 824 050</b>	<b>S533 824 050</b>				
	<b>P533 824 200</b>	-0,20	STD	<b>R533 824 000</b>	<b>S533 824 200</b>				
	<b>P533 824 250</b>	-0,20	+0,50	<b>R533 824 050</b>	<b>S533 824 250</b>				
	<p><b>ST :</b> 48,50  <b>TB :</b> 75,50  <b>ØH :</b> 49,40  <b>Hz :</b> -13,25    -4,00  <b>Hx/y :</b> 0,00    0,00  <b>ØV :</b> 26,60    26,60  <b>Vz :</b> -1,00    -1,00  <b>T1 :</b> 9,80</p>		<p><b>R04</b>  2,00 SR  <b>R05</b>  2,00 SR  <b>R35</b>  2,00 SR</p>						
<p>30,00 x 66,00 x 13,00</p>								Montaj Yüksekliği	








MERCEDES-BENZ		P533 825				Ø83,01		
 <p>Ø83,007</p>	P533 825 000	STD	STD	R533 825 000	S533 825 000			
	P533 825 025	STD	+0,25	R533 825 025	S533 825 025			
	P533 825 050	STD	+0,50	R533 825 050	S533 825 050			
	<p>ST : 48,50</p> <p>TB : 75,50</p> <p>ØH : 49,40</p> <p>H<sub>z</sub> : -13,25    -4,00</p> <p>H<sub>x/y</sub> : 0,00    0,00</p> <p>ØV : 26,60    26,60</p> <p>V<sub>z</sub> : -1,00    -1,00</p> <p>T1 : 9,80</p>			<p>R04  2,00 SR</p> <p>R05  2,00 SR</p> <p>R35  2,00 SR</p>				
	 <p>30,00 x 66,00 x 13,00</p>							Montaj Yüksekliği



MERCEDES-BENZ		P533 826				Ø83,01		
 <p>Ø83,007</p>	P533 826 000	STD	STD	R533 826 000	S533 826 000			
	P533 826 025	STD	+0,25	R533 826 025	S533 826 025			
	P533 826 050	STD	+0,50	R533 826 050	S533 826 050			
	<p>ST : 48,50</p> <p>TB : 75,50</p> <p>ØH : 49,40</p> <p>H<sub>z</sub> : -13,25    -4,00</p> <p>H<sub>x/y</sub> : 0,00    0,00</p> <p>ØV : 26,60    26,60</p> <p>V<sub>z</sub> : -1,00    -1,00</p> <p>T1 : 9,80</p>			<p>R16  2,00 TR6°</p> <p>R05  2,00 SR</p> <p>R35  2,00 SR</p>				
	 <p>30,00 x 66,00 x 13,00</p>							Montaj Yüksekliği



MERCEDES-BENZ P533 827 Ø83,01

 <p><b>Ø83,008</b></p> <p>OCP,EP,T</p> <p>4</p> <p>Benzin Engine: BBDC - FJDA, C-CLASS C 200, C-CLASS C 250, E-CLASS E 200, E-CLASS E 250, E-CLASS E-300, GLC 200, GLC 250</p> <p><b>M 274 920</b> 1991 cm<sup>3</sup> 115-180 kW (156-245 PM) 9,8:1</p>	<p><b>P533 827 000</b> STD STD <b>R533 827 000</b> <b>S533 827 000</b></p>						
	<p><b>P533 827 050</b> STD +0,50 <b>R533 827 050</b> <b>S533 827 050</b></p>						
	<p>ST : 33,50</p> <p>TB : 50,80</p> <p>ØH : 55,01</p> <p>H<sub>z</sub> : -7,20</p> <p>H<sub>x/y</sub> : 0,00 0,00</p> <p>ØV : 24,00 24,00</p> <p>V<sub>z</sub> : -1,70 -1,70</p> <p>T1 : 5,30</p>		<p><b>R01</b>  1,20 SR</p> <p><b>R01</b>  1,20 SR</p> <p><b>R38</b>  2,00 SR.R</p>				
 <p>20,00 x 53,85 x 10,50</p>							Montaj Yüksekliği






MERCEDES-BENZ P533 828 Ø83,01

 <p><b>Ø83,009</b></p> <p>RC,OCP,YP,T</p> <p>6</p> <p>Diesel Engine : <b>OM</b></p> <p><b>642.910/961/960//920/921</b> 6-Cyl. 160-165 Kw (218-224 Ps) C 320 CDI 09.2004 / C 350 CDI 07.2009 CLK 320 CDI 01.2005 / CLS 320 CDI 01.2005 / CLS 350 CDI 04.2009 / E 280 CDI Chrysler</p>	<p><b>P533 828 000</b> STD STD <b>R533 828 000</b> <b>S533 828 000</b></p>						
	<p><b>P533 828 025</b> STD +0,25 <b>R533 828 025</b> <b>S533 828 025</b></p> <p><b>P533 828 050</b> STD +0,50 <b>R533 828 050</b> <b>S533 828 050</b></p> <p><b>P533 828 075</b> STD +0,75 <b>R533 828 075</b> <b>S533 828 075</b></p> <p><b>P533 828 250</b> -0,25 +0,50 <b>R533 828 050</b> <b>S533 828 250</b></p> <p><b>P533 828 200</b> -0,25 STD <b>R533 828 000</b> <b>S533 828 200</b></p>						
	<p>ST : 45,65</p> <p>TB : 71,65</p> <p>ØH : 43,40</p> <p>H<sub>z</sub> : -14,65 -4,00</p> <p>H<sub>x/y</sub> : 0,00 0,00</p> <p>ØV : 26,50 26,50</p> <p>V<sub>z</sub> : -1,50 -1,50</p> <p>T1 : 10,30</p>		<p><b>R19</b>  2,00 TR6°</p> <p><b>R10</b>  2,00 SR.R</p> <p><b>R35</b>  2,00 SR.R</p>				
 <p>30,00 x 66,00 x 13,00</p>							Montaj Yüksekliği










**MERCEDES-BENZ P533 829 Ø83,01**






 <p><b>Ø83,009</b></p> <p>RC,OCP,YP,T</p> <p>6</p> <p>Diesel Engine : <b>OM</b> <b>642.910/961/960//9</b> <b>20/921</b> 160-165 Kw (218-224 Ps) C 320 CDI 09.2004 / C 350 CDI 07.2009 CLK 320 CDI 01.2005 / CLS 320 CDI 01.2005 / CLS 350 CDI 04.2009 / E 280 CDI <b>Chrysler</b></p>	<p><b>P533 829 000</b> STD STD <b>R533 829 000</b> <b>S533 829 000</b></p> <p><b>P533 829 025</b> STD +0,25 <b>R533 829 025</b> <b>S533 829 025</b></p> <p><b>P533 829 050</b> STD +0,50 <b>R533 829 050</b> <b>S533 829 050</b></p> <p><b>P533 829 075</b> STD +0,75 <b>R533 829 075</b> <b>S533 829 075</b></p> <p><b>P533 829 250</b> -0,25 +0,50 <b>R533 829 050</b> <b>S533 829 250</b></p> <p><b>P533 829 200</b> -0,25 STD <b>R533 829 000</b> <b>S533 829 200</b></p>						
	<p>ST : 45,65</p> <p>TB : 71,65</p> <p>ØH : 43,40</p> <p>Hz : -14,65 -4,00</p> <p>Hx/y : 0,00 0,00</p> <p>ØV : 26,50 26,50</p> <p>Vz : -1,50 -1,50</p> <p>T1 : 10,30</p>	<p><b>R19</b>  2,00 TR6°</p> <p><b>R10</b>  2,00 SR.R</p> <p><b>R35</b>  2,00 SR.R</p>					
 <p>30,00 x 66,00 x 13,00</p>							Montaj Yüksekliği

**MERCEDES-BENZ P533 830 Ø83,01**





 <p><b>Ø83,009</b></p> <p>RC,OCP,YP,T</p> <p>3/4</p> <p>Diesel Engine : <b>Smart</b> <b>FourFour, A-Class A</b> <b>180 CDI, B-Class B 180</b> <b>CDI, A-Class A 200</b> <b>CDI, B-Class B 200</b> <b>CDI, A-Class A 160 CDI</b> <b>OM 639.939 Euro4</b> 3-Cyl. 1493cc, 50-70 kW (58-95 PS) 03/04 <b>OM 640.940</b> 4-Cyl. 1991cc, 80 kW (109 PS) 09/04 - 03/05 <b>OM 640.941</b> 4-Cyl. 1991cc, 103 kW (140 PS) 09/04 - 03/05 <b>OM 640.942</b> 4-Cyl. 1991cc, 60 kW (81 PS) 09/04</p>	<p><b>P533 830 000</b> STD STD <b>R533 830 000</b> <b>S533 830 000</b></p> <p><b>P533 830 050</b> STD +0,50 <b>R533 830 050</b> <b>S533 830 050</b></p> <p><b>P533 830 001</b> STD +1,00 <b>R533 830 001</b> <b>S533 830 001</b></p>						
	<p>ST : 45,65</p> <p>TB : 71,65</p> <p>ØH : 43,40</p> <p>Hz : -14,65 -4,00</p> <p>Hx/y : 0,00 0,00</p> <p>ØV : 30,00 30,00</p> <p>Vz : -1,02 -1,02</p> <p>T1 : 10,20</p>	<p><b>R02</b>  2,00 SR</p> <p><b>R08</b>  2,00 SR</p> <p><b>R35</b>  2,00 SR.R</p>					
 <p>30,00 x 66,00 x 13,00</p>							Montaj Yüksekliği

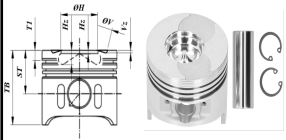



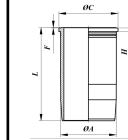









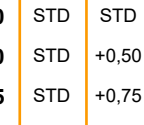
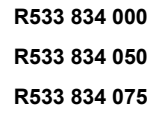












MERCEDES-BENZ **P533 831** **Ø86,00**

 <p><b>Ø86</b></p> <p>RC, OCP</p> <p>8</p> <p>Diesel Engine: <b>OM 629.920 - 4,20 CDI V8</b></p>	<p><b>P533 831 000</b> STD STD <b>R533 831 000</b> <b>S533 831 000</b></p> <p><b>P533 831 050</b> STD +0,50 <b>R533 831 050</b> <b>S533 831 050</b></p>							
	<p>ST : 45,30</p> <p>TB : 71,30</p> <p>ØH : 47,00</p> <p>H<sub>z</sub> : -13,50 -4,00</p> <p>H<sub>x/y</sub> : 0,00 0,00</p> <p>ØV : 31,00 31,00</p> <p>V<sub>z</sub> : -1,70 -1,70</p> <p>T1 : 11,60</p>	<p><b>R16</b>  2,50 TR6°</p> <p><b>R08</b>  2,00 SR.R</p> <p><b>R35</b>  2,00 SR.R</p>						
	 <p>30,00 x 69,00 x 13,00</p>							Montaj Yüksekliği






MERCEDES-BENZ **P533 832** **Ø87,00**

 <p><b>Ø87</b></p> <p>RC</p> <p>4/5/6</p> <p>Diesel Engine: <b>OM 601.911 - 913, . 915</b> R 4, 1997 cm<sup>3</sup>, 53-55 Kw (72-75 Ps), 22:1 Hub 84mm, 8 Ventile-190 D 2.0, 200 D, 200 T D, 200 D, C 200 D, E 200 D</p> <p><b>OM 602.911 -912,930-931,938 -939, 990</b> R 5, 2497 cm<sup>3</sup>, 62-69 Kw (84 -94 Ps) 22:1 10 Ventile 190 D 2.5, 250 D, 250 T D, 250 T D, O 405 GTZ, G 250 GD, G300 GD</p> <p><b>OM 603.912-913, 931</b> R 6, 2996 cm<sup>3</sup>, 80-83 Kw (109 -113 Ps) 22:1 12 Ventile 300 D, 300 T D, 300 D, G 300 GD.</p>	<p><b>P533 832 000</b> STD STD <b>R533 832 000</b> <b>S533 832 000</b> <b>L181 801 000</b> <b>K533 832 000</b></p> <p><b>P533 832 050</b> STD +0,50 <b>R533 832 050</b> <b>S533 832 050</b> <b>L181 801 002</b> <b>K533 832 001</b></p> <p><b>P533 832 070</b> STD +0,70 <b>R533 832 070</b> <b>S533 832 070</b> <b>L181 801 003</b> <b>K533 832 002</b></p> <p><b>P533 832 00</b> STD <b>R533 832 000</b> <b>S533 832 00</b></p> <p><b>P533 832 250</b> -0,20 +0,50 <b>R533 832 050</b> <b>S533 832 250</b></p> <p><b>P533 832 201</b> -0,20 +1,00 <b>R533 832 001</b> <b>S533 832 201</b></p>							
	<p>ST : 44,85</p> <p>TB : 74,85</p> <p>ØH : 17,00</p> <p>H<sub>z</sub> : -9,05</p> <p>H<sub>x/y</sub> :</p> <p>ØV : 37,00 40,00</p> <p>V<sub>z</sub> : -1,25 -1,05</p> <p>T1 : 12,75</p>	<p><b>R02</b>  2,50 SR</p> <p><b>R07</b>  2,00 SR</p> <p><b>R35</b>  3,00 SR.R</p>						Montaj Yüksekliği
	 <p>26,00 x 55,00 x 14,00</p>							






MERCEDES-BENZ		P533 833						Ø87,00	
       	<b>P533 833 000</b> <b>P533 833 050</b>	STD STD	STD +0,50	<b>R533 833 000</b> <b>R533 833 050</b>	<b>S533 833 000</b> <b>S533 833 050</b>	<b>L181 802 000</b> <b>L181 802 001</b> <b>L181 802 002</b>	<b>K533 833 000</b> <b>K533 833 001</b> <b>K533 833 002</b>		
	<p><b>Ø87</b></p> <p>RC,S 4/5/6</p> <p>Diesel Engine: <b>OM 605</b> <b>910/911/912/917,</b> <b>OM 606 910/912,</b> <b>OM 604 915/917</b> 2497 cm³ 83 kW (113 PS) 22:1 / C250 D, E 250 D, E 250 TD (1993-1996) 2996 cm³ 100 kW (136 PS) 22:1 / E300 D (1993-1996) 1997 cm³ 83 kW (113 PS) 22:1 / C 200 D (1996-1999)</p>	ST : 44,90 TB : 76,22 ØH : 190020,00 Hz : 1,32    -4,61 Hx/y : 2,50    0,00 ØV : 28,00    28,00 Vz : -2,41    -2,41 T1 : 13,00	<b>R01</b>  2,50 SR <b>R07</b>  2,00 SR <b>R35</b>  3,00 SR.R	Montaj Yüksekliği + 0,74 / + 0,97					
		26,00 x 55,00 x 14,00							
MERCEDES-BENZ		P533 834						Ø87,01	
       	<b>P533 834 000</b> <b>P533 834 050</b> <b>P533 834 075</b>	STD STD STD	STD +0,50 +0,75	<b>R533 834 000</b> <b>R533 834 050</b> <b>R533 834 075</b>	<b>S533 834 000</b> <b>S533 834 050</b> <b>S533 834 075</b>	<b>L181 802 000</b> <b>L181 802 001</b> <b>L181 802 002</b>	<b>K533 834 000</b> <b>K533 834 001</b> <b>K533 834 002</b>		
	<p><b>Ø87,01</b></p> <p>RC,EP,OCP,S 5/6</p> <p>Diesel Engine: <b>OM 602 A.911,</b> <b>961, 962, 993</b> R 5, 2496 cm³, 90-93 Kw (122 -126 Ps), 22:1 Turbo - 190 D 2.5, 250 D Turbo, E 250 TD 1988-1995 <b>OM 603 A</b> <b>960,961,963</b> R 6, 2966 cm³, 105-108 Kw (143-147 Ps) 22:1 - 300 D, 300 SD, 300 TD, 300 TD Turbo, E 300 TD 1985 - 1996</p>	ST : 44,85 TB : 74,85 ØH : Hz : -9,10 Hx/y : ØV : 37,50    40,60 Vz : -1,25    -1,05 T1 : 12,00	<b>R01</b>  2,50 SR <b>R07</b>  2,00 SR <b>R35</b>  3,00 SR.R	Montaj Yüksekliği + 0,73 / + 0,96					
		28,00 x 70,00 x 13,00							



MERCEDES-BENZ P533 835 Ø88,00






 <p style="text-align: center;"><b>Ø88</b></p> <p style="text-align: center;">EP 6</p> <p><b>Benzin Engine:</b> M 272 E30 3.0 L V6 C-CLASS C 230 (203.052) - C-CLASS C 230 (204.052) - C- CLASS Coupe (CL203) - C-CLASS T-Model (S203) CLC-CLASS (CL203) - CLK (C209) - CLK Convertible (A209) E-CLASS (W211) - S- CALSS (W221)</p>	<b>P533 835 000</b>	STD	STD	<b>R533 835 000</b>	<b>S533 835 000</b>			
	<b>P533 835 050</b>	STD	+0,50	<b>R533 835 050</b>	<b>S533 835 050</b>			
	<p><b>ST :</b> 30,85</p> <p><b>TB :</b> 56,16</p> <p><b>ØH :</b> 76,00</p> <p><b>Hz :</b> 4,41</p> <p><b>Hx/y :</b> 0,00    0,00</p> <p><b>ØV :</b> 40,00    40,00</p> <p><b>Vz :</b> -1,39    -1,39</p> <p><b>T1 :</b> 4,90</p>		<p><b>R01</b>  1,50 SR.R</p> <p><b>R26</b>  1,75 SR.R</p> <p><b>R37</b>  2,50 SR.R</p>					
 <p>22,00 x 48,00 x 11,50</p>						<b>Montaj Yüksekliği</b>		

MERCEDES-BENZ P533 836 Ø88,00






 <p style="text-align: center;"><b>Ø88</b></p> <p style="text-align: center;">RC,OCP,T 4</p> <p><b>Diesel Engine :</b> E-Class E 200 CDI, E-Class CDI, V Class V 200 CDI, Vito Box 112 CDI 2.2</p> <p><b>OM 611.960, OM 611.961, OM 611.980, Euro 3 OM 611 LA</b> R 4 Diesel 2151 cm³,75-92 kW (102-125 PS),19.1 Turbo,LLK, 4 Ventile Motor-Nr.168791 / C200 03/1998...02/2001 / C220 12/1997...02/2001 R 4 Diesel 2151 cm³,75-90 kW (102-122 PS),18.1 Turbo,LLK, 4Ventile Motor-Nr...063815 / E 200 06/1999...2001 / E 220</p> <p>07/1998...2001 R 4 Diesel 2151 cm³,60-90 kW (82-122 PS),18.1 Turbo,LLK, 4Ventile Motor-Nr...063815 / V 200 02/1999...07/2003 / V 220 06/1999...07/2003 Vito 108, Vito 110, Vito 112 04/1999...</p>	<b>P533 836 000</b>	STD	STD	<b>R533 836 000</b>	<b>S533 836 000</b>	<b>L181 803 000</b>		<b>K533 836 000</b>
	<b>P533 836 050</b>	STD	+0,50	<b>R533 836 050</b>	<b>S533 836 050</b>			
	<b>P533 836 075</b>	STD	+0,75	<b>R533 836 075</b>	<b>S533 836 075</b>			
<b>P533 836 001</b>	STD	+1,00	<b>R533 836 001</b>	<b>S533 836 001</b>				
<p><b>ST :</b> 42,30</p> <p><b>TB :</b> 72,30</p> <p><b>ØH :</b> 43,10</p> <p><b>Hz :</b> -13,30    -3,15</p> <p><b>Hx/y :</b> 0,00    0,00</p> <p><b>ØV :</b></p> <p><b>Vz :</b> -2,42    -2,42</p> <p><b>T1 :</b> 10,20</p>		<p><b>R02</b>  2,50</p> <p><b>R07</b>  2,00</p> <p><b>R35</b>  3,00</p>						
 <p>28,00 x 70,00 x 13,00</p>						<b>Montaj Yüksekliği</b> + 0,38 / + 0,62		



**MERCEDES-BENZ P533 837 Ø88,01**

 <p><b>Ø88,009</b></p> <p>RC,OCP,BB,YP,T</p> <p>4</p> <p>Diesel Engine :</p> <p><b>OM 646 986 C.Rail Euro 4</b></p> <p>2150 cc 65/80/95/110 Kw (88/109,129,150 Ps) Sprinter 209 CDI,213 CDI,215 CDI,309 CDI,311 CDI, 313 CDI,315 CDI,411 CDI,415 CDI,509 CDI,511 CDI, 2007...</p>	<p><b>P533 837 000</b> STD STD <b>R533 837 000</b> <b>S533 837 000</b></p> <p><b>P533 837 050</b> STD +0,50 <b>R533 837 050</b> <b>S533 837 050</b></p> <p><b>P533 837 075</b> STD +0,75 <b>R533 837 075</b> <b>S533 837 075</b></p> <p><b>P533 837 001</b> STD +1,00 <b>R533 837 001</b> <b>S533 837 001</b></p> <p><b>P533 837 300</b> -0,30 STD <b>R533 837 000</b> <b>S533 837 300</b></p> <p><b>P533 837 350</b> -0,30 +0,50 <b>R533 837 050</b> <b>S533 837 350</b></p>	<p><b>ST :</b> 42,30</p> <p><b>TB :</b> 72,30</p> <p><b>ØH :</b> 46,00</p> <p><b>H<sub>z</sub> :</b> -14,10 -4,00</p> <p><b>H<sub>x/y</sub> :</b> 0,00 0,00</p> <p><b>ØV :</b></p> <p><b>V<sub>z</sub> :</b> -1,80 -1,80</p> <p><b>T1 :</b> 10,20</p>	<p><b>R01</b>  2,50 SR</p> <p><b>R08</b>  2,00 SR</p> <p><b>R35</b>  2,00 SR</p>				
	 <p>30,00 x 70,00 x 13,00</p>						

**MERCEDES-BENZ P533 838 Ø88,01**

 <p><b>Ø88,009</b></p> <p>RC,OCP,S</p> <p>4/5/6</p> <p>Diesel Engine :</p> <p><b>OM 611.960, OM 611.980 Euro 3, OM 613.960, OM 613.961</b></p> <p>R 4 Diesel ,2151 cm³,75-92 kW (102-125 PS),19:1 Turbo,LLK,4Ventile Motor-Nr.168792 / C200 13/1998...02/2001 / C220 12/1997...02/2001</p> <p>R 4 Diesel ,2151 cm³,60-90 kW (82-122 PS),18:1 Turbo, LLK,4Ventile Motor-Nr...063815 / V 200 02/1999...07/2003 / V 220 06/1999...07/2003 / Vito 108/110,</p> <p>R 6 Diesel ,3222 cm³,150 kW (197-204 PS),18:1 Turbo, LLK,4Ventile Motor-Nr...088403... / S 320 06/1999...</p> <p>R 6 Diesel ,3222 cm³,150 (204 PS),18:1 Turbo,LLK,4Ventile Motor-Nr...088403... / E 320 06/1999...2005</p>	<p><b>P533 838 000</b> STD STD <b>R533 838 000</b> <b>S533 838 000</b> <b>L181 804 000</b></p> <p><b>P533 838 050</b> STD +0,50 <b>R533 838 050</b> <b>S533 838 050</b></p> <p><b>P533 838 075</b> STD +0,75 <b>R533 838 075</b> <b>S533 838 075</b></p> <p><b>P533 838 001</b> STD +1,00 <b>R533 838 001</b> <b>S533 838 001</b> <b>K533 838 000</b></p>	<p><b>ST :</b> 42,30</p> <p><b>TB :</b> 68,30</p> <p><b>ØH :</b> 43,10</p> <p><b>H<sub>z</sub> :</b> -13,30 -3,00</p> <p><b>H<sub>x/y</sub> :</b> 0,00 0,00</p> <p><b>ØV :</b> 30,40 30,40</p> <p><b>V<sub>z</sub> :</b> -2,46 -2,46</p> <p><b>T1 :</b> 10,30</p>	<p><b>R02</b>  2,50 SR</p> <p><b>R07</b>  2,00 SR</p> <p><b>R35</b>  3,00 SR.R</p>				
	 <p>30,00 x 70,00 x 13,00</p>						



MERCEDES-BENZ P533 839 Ø88,01

<p style="text-align: center;"><b>Ø88,009</b></p> <p style="text-align: center;">RC,OCP,T 4/5/6</p> <p><b>Diesel Engine:</b> <b>OM 611.961/962 - OM 611.980/981/987 Euro3 - OM 612.961/965/966/967/981 - OM 613.960/961</b> R4 2151cc 85-115kW (143 PS) 19:1 Turbo, Intercooler, Common Rail C 200 CDI, C 220 CDI, E 200 CDI, E 220 CDI, Sprinter 208/211/213/313/408/411 /413 R5, 2688cc 125kW (170 PS) 18:1 Turbo, Intercooler, Common Rail C 270 CDI, E 270 CDI, ML 270 CDI 4x4, CLK 270 CDI Sprinter 216/316/416/616 CDI R6, 3226 cc, 145 kW (197 PS) 18:1 Turbo, Intercooler, Common Rail E 320 CDI, S 320 CDI 1999 -2005</p>	<b>P533 839 000</b>	STD	STD	<b>R533 839 000</b>	<b>S533 839 000</b>	<p style="text-align: center;"><b>L181 805 000</b></p>	<p style="text-align: center;"><b>K533 839 000</b></p>		
	<b>P533 839 050</b>	STD	+0,50	<b>R533 839 050</b>	<b>S533 839 050</b>				
	<b>P533 839 075</b>	STD	+0,75	<b>R533 839 075</b>	<b>S533 839 075</b>				
	<b>P533 839 001</b>	STD	+1,00	<b>R533 839 001</b>	<b>S533 839 001</b>				
	<b>P533 839 200</b>	-0,25	STD	<b>R533 839 000</b>	<b>S533 839 200</b>				
	<b>P533 839 250</b>	-0,25	+0,50	<b>R533 839 050</b>	<b>S533 839 250</b>				
	<b>P533 839 275</b>	-0,25	+0,75	<b>R533 839 075</b>	<b>S533 839 201</b>				
	<b>P533 839 201</b>	-0,25	+1,00	<b>R533 839 001</b>	<b>S533 839 275</b>				
	<p>ST : 42,30</p> <p>TB : 72,30</p> <p>ØH : 43,50</p> <p>H<sub>z</sub> : -13,80    -3,50</p> <p>H<sub>x/y</sub> : 0,00    0,00</p> <p>ØV :                   </p> <p>V<sub>z</sub> : -2,10    -2,10</p> <p>T1 : 10,20</p>				<p><b>R03</b>  2,50 SR</p> <p><b>R07</b>  2,00 SR</p> <p><b>R35</b>  3,00 SR.R</p>			<p style="text-align: center;"><b>Montaj Yüksekliği</b></p> <p style="text-align: center;">+ 0,38 / + 0,62</p>	
	<p>30,00 x 70,00 x 13,00</p>								

MERCEDES-BENZ P533 840 Ø88,01

<p style="text-align: center;"><b>Ø88,009</b></p> <p style="text-align: center;">RC,OCP,T 4/5/6</p> <p><b>Diesel Engine:</b> <b>OM 646.961/951/962/963/966 / OM 647.961/981 / OM 648.960/961</b> 4-Cyl. 2148 cc, 110 Kw (150 Ps), 18:1 Turbo, Intercooler, Common Rail, / Sprinter 213CDI, Sprinter 313CDI, Sprinter 413CDI, Vito-VIANO CDI, 2002-2006 5-Cyl. 2685 cc, 130 Kw (177 Ps), 18:1 Turbo, Intercooler, Common Rail. E 270 CDI, Sprinter 308, 311, 314, 408, 411, 413, 414, 416 2000 - 2005 6-Cy. 3222 cc. 150 Kw (204 Ps) 18:1 Turbo,</p>	<b>P533 840 000</b>	STD	STD	<b>R533 840 000</b>	<b>S533 840 000</b>	<p style="text-align: center;"><b>L181 805 000</b></p>	<p style="text-align: center;"><b>K533 839 000</b></p>		
	<b>P533 840 050</b>	STD	+0,50	<b>R533 840 050</b>	<b>S533 840 050</b>				
	<b>P533 840 075</b>	STD	+0,75	<b>R533 840 075</b>	<b>S533 840 075</b>				
	<b>P533 840 001</b>	STD	+1,00	<b>R533 840 001</b>	<b>S533 840 001</b>				
	<b>P533 840 200</b>	-0,20	STD	<b>R533 840 000</b>	<b>S533 840 200</b>				
	<b>P533 840 250</b>	-0,20	+0,50	<b>R533 840 050</b>	<b>S533 840 250</b>				
	<p>ST : 42,30</p> <p>TB : 68,30</p> <p>ØH : 46,00</p> <p>H<sub>z</sub> : -14,10    -4,00</p> <p>H<sub>x/y</sub> : 0,00    0,00</p> <p>ØV : 28,00    28,00</p> <p>V<sub>z</sub> : -2,00    -2,00</p> <p>T1 : 10,35</p>				<p><b>R01</b>  2,50 SR</p> <p><b>R01</b>  2,00 SR</p> <p><b>R35</b>  3,00 SR.R</p>			<p style="text-align: center;"><b>Montaj Yüksekliği</b></p> <p style="text-align: center;">+ 0,38 / + 0,62</p>	
	<p>30,00 x 70,00 x 13,00</p>								








MERCEDES-BENZ		P533 841				Ø88,01	
 <p><b>Ø88,009</b></p> <p>RC,OCP 4/5/6</p> <p>Diesel Engine: <b>OM 611.961/962 - OM 611.980/981/987 Euro3 - OM 612.961/965/966/967/981 - OM 613.960/961</b> R4 2151cc 85-115kW (143 PS) 19:1 Turbo, Intercooler, Common Rail C 200 CDI, C 220 CDI, E 200 CDI, E 220 CDI, Sprinter 208/211/213/313/408/411 /413 R5, 2688cc 125kW (170 PS) 18:1 Turbo, Intercooler, Common Rail C 270 CDI, E 270 CDI, ML 270 CDI 4x4, CLK 270 CDI - Sprinter 216/316/416/616 CDI R6, 3226 cc, 145 kW (197 PS) 18:1 Turbo, Intercooler, Common Rail E 320 CDI, S 320 CDI 1999 -2005</p>  <p>30,00 x 70,00 x 13,00</p>	<b>P533 841 000</b>	STD	STD	<b>R533 841 000</b>	<b>S533 841 000</b>	<b>L181 806 000</b>	<b>K533 841 000</b>
	<b>P533 841 050</b>	STD	+0,50	<b>R533 841 050</b>	<b>S533 841 050</b>		
	<b>P533 841 075</b>	STD	+0,75	<b>R533 841 075</b>	<b>S533 841 075</b>		
	<b>P533 841 001</b>	STD	+1,00	<b>R533 841 001</b>	<b>S533 841 001</b>		
	<b>P533 841 200</b>	-0,25	STD	<b>R533 841 000</b>	<b>S533 841 200</b>		
	<b>P533 841 250</b>	-0,25	+0,50	<b>R533 841 050</b>	<b>S533 841 250</b>		
	<b>P533 841 275</b>	-0,25	+0,75	<b>R533 841 075</b>	<b>S533 841 201</b>		
	<b>P533 841 201</b>	-0,25	+1,00	<b>R533 841 001</b>	<b>S533 841 275</b>		
	<p>ST : 42,30</p> <p>TB : 68,30</p> <p>ØH : 43,50</p> <p>Hz : -13,80 -3,50</p> <p>Hx/y : 0,00 0,00</p> <p>ØV : 30,40 30,40</p> <p>Vz : -1,79 -1,79</p> <p>T1 : 9,70</p>	<p><b>R02</b>  2,50 SR</p> <p><b>R07</b>  2,00 SR</p> <p><b>R35</b>  3,00 SR.R</p>	<b>Montaj Yüksekliği</b>				

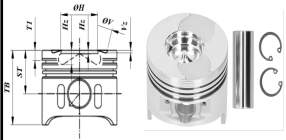



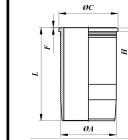









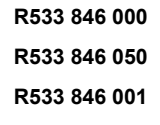









MERCEDES-BENZ		P533 842				Ø88,01	
 <p><b>Ø88,01</b></p> <p>RC,OCP,YP,T 4</p> <p>Diesel Engine : <b>OM 646.966 OM 646.811 / OM 646.812 / OM 646.820 / OM 646.821</b> 4-Cyl. 100-125 Kw (136-170 Ps) C 200 CDI - 01.2007 / C 220 CDI - 01.2007 / E 200 CDI - 06.2006 / E 220 CDI - 03.2002</p>  <p>30,00 x 70,00 x 13,00</p>	<b>P533 842 000</b>	STD	STD	<b>R533 842 000</b>	<b>S533 842 000</b>		
	<b>P533 842 050</b>	STD	+0,50	<b>R533 842 050</b>	<b>S533 842 050</b>		
	<p>ST : 44,30</p> <p>TB : 74,30</p> <p>ØH : 47,00</p> <p>Hz : -13,80 -4,50</p> <p>Hx/y : 0,00 0,00</p> <p>ØV :</p> <p>Vz : -2,00 -2,00</p> <p>T1 : 10,00</p>	<p><b>R02</b>  2,50 SR</p> <p><b>R03</b>  2,00 SR</p> <p><b>R35</b>  3,00 SR.R</p>	<b>Montaj Yüksekliği</b> + 0,38 / + 0,62				



MERCEDES-BENZ				P533 843				Ø88,50	
 <p><b>Ø88,5</b></p> <p>SP,S 6</p> <p>Diesel Engine: <b>M 103, E 30</b> <b>M 103.985 / M 103.987</b> 981-983-985 2962 cm³ 126-140 kW (175-190 PS) 9,2-10:1 300 E, 300 SE, 300 SL 12/1984...1986</p>	<p><b>P533 843 000</b> STD STD</p> <p><b>P533 843 050</b> STD +0,50</p> <p><b>P533 843 001</b> STD +1,00</p> <p><b>P533 843 050</b> STD +0,50</p> <p><b>P533 843 001</b> STD +1,00</p>	<p><b>R533 843 000</b></p> <p><b>R533 843 050</b></p> <p><b>R533 843 001</b></p> <p><b>R533 843 050</b></p> <p><b>R533 843 001</b></p>	<p><b>S533 843 000</b></p> <p><b>S533 843 050</b></p> <p><b>S533 843 001</b></p> <p><b>S533 843 050</b></p> <p><b>S533 843 001</b></p>	<p><b>L181 807 000</b></p>	<p><b>K533 843 000</b></p>				
	<p>ST : 33,00</p> <p>TB : 63,00</p> <p>ØH :</p> <p>Hx : -2,70</p> <p>Hx/y : 0,00 0,00</p> <p>ØV : 34,10 37,60</p> <p>Vz : -2,02 -0,82</p> <p>T1 : 6,65</p>	<p><b>R01</b>  1,50 SR</p> <p><b>R26</b>  1,75 SR</p> <p><b>R35</b>  3,00 SR.R</p>					<b>Montaj Yüksekliği</b>		
 <p>22,00 x 52,00 x 13,00</p>									






MERCEDES-BENZ				P533 844				Ø89,00	
 <p><b>Ø89</b></p> <p>RC,SP,YP,S 4/5</p> <p>Diesel Engine: <b>OM 601, OM 602, OM 661, OM 662</b> 900/904/941/943 2299 cm³,58 -60 kW (79-82 PS),22:1 208,308,408,508 Sprinter 1995... 900/940/942/946/947/991 2874cm³, 70-72 kW (95-98 PS),22:1 210,310,410,290 GD Unimog 90/110/140 1985.../911</p>	<p><b>P533 844 000</b> STD STD</p> <p><b>P533 844 050</b> STD +0,50</p> <p><b>P533 844 070</b> STD +0,70</p> <p><b>P533 844 001</b> STD +1,00</p> <p><b>P533 844 200</b> -0,20 STD</p> <p><b>P533 844 250</b> -0,20 +0,50</p> <p><b>P533 844 270</b> -0,20 +0,70</p>	<p><b>R533 844 000</b></p> <p><b>R533 844 050</b></p> <p><b>R533 844 070</b></p> <p><b>R533 844 001</b></p> <p><b>R533 844 000</b></p> <p><b>R533 844 050</b></p> <p><b>R533 844 070</b></p>	<p><b>S533 844 000</b></p> <p><b>S533 844 050</b></p> <p><b>S533 844 070</b></p> <p><b>S533 844 001</b></p> <p><b>S533 844 200</b></p> <p><b>S533 844 250</b></p> <p><b>S533 844 270</b></p>	<p><b>L181 808 000</b></p> <p><b>L181 808 001</b></p> <p><b>L181 808 002</b></p>	<p><b>K533 844 000</b></p> <p><b>K533 844 001</b></p> <p><b>K533 844 002</b></p>				
	<p>ST : 44,65</p> <p>TB : 74,65</p> <p>ØH :</p> <p>Hx : -9,05</p> <p>Hx/y :</p> <p>ØV : 37,00 40,00</p> <p>Vz : -1,25 -1,05</p> <p>T1 : 12,80</p>	<p><b>R01</b>  2,50 SR</p> <p><b>R26</b>  2,00 SR</p> <p><b>R35</b>  3,00 SR</p>					<b>Montaj Yüksekliği</b>		
 <p>26,00 x 62,00 x 14,00</p>							1,80 mm conta ile + 0,84 / + 1,06 2,00 mm conta ile + 1,03 / + 1,06		








MERCEDES-BENZ		P533 845				Ø89,00			
       	<p><b>Ø89</b></p> <p>RC,OCP,YP,T</p> <p>5</p> <p>Diesel Engine:  <b>OM 602 DE 29 LA 980, Euro 2 / OM 602 DE 29 LA, 982, Euro 2</b>  <b>OM 602 DE 29 LA, 983, Euro 2 / OM 602 DE 29 LA, 984, Euro 2</b>                      Sprinter 2-t-212 D, Sprinter 2-t 210 D, Sprinter 3-t-310 D 2.9, Sprinter 3-t-312 D 2.9, Sprinter 4-t 410 D, Sprinter 4t 412 D, E-Class E 290 Turbo-D, E-Class Estate E 290 T Turbo D, Vario 812 D, Vario 612 D, Vario 512 D, G-Class G 290 TD</p>	<p><b>P533 845 000</b> STD STD</p> <p><b>P533 845 050</b> STD +0,50</p> <p><b>P533 845 001</b> STD +1,00</p> <p><b>P533 845 200</b> -0,20 STD</p> <p><b>P533 845 250</b> -0,20 +0,50</p>	<p><b>R533 845 000</b></p> <p><b>R533 845 050</b></p> <p><b>R533 845 001</b></p> <p><b>R533 845 000</b></p> <p><b>R533 845 050</b></p>	<p><b>S533 845 000</b></p> <p><b>S533 845 050</b></p> <p><b>S533 845 001</b></p> <p><b>S533 845 200</b></p> <p><b>S533 845 250</b></p>	<p><b>L181 809 000</b></p> <p><b>L181 809 001</b></p> <p><b>L181 809 002</b></p>	<p><b>K533 845 000</b></p> <p><b>K533 845 001</b></p> <p><b>K533 845 002</b></p>	<p>ST : 44,75</p> <p>TB : 71,25</p> <p>ØH : 42,00</p> <p>Hz : -16,73 -7,40</p> <p>Hx/y : -2,10 0,70</p> <p>ØV : 37,50 39,85</p> <p>Vz : -0,60 -0,30</p> <p>T1 : 12,10</p>	<p><b>R01</b>  2,50 SR</p> <p><b>R06</b>  2,00 SR</p> <p><b>R35</b>  3,00 SR.R</p>	<p><b>Montaj Yüksekliği</b></p> <p>+ 0,38 / + 1,06</p>
	 <p>28,00 x 70,00 x 13,00</p>								
MERCEDES-BENZ		P533 846				Ø89,00			
       	<p><b>Ø89</b></p> <p>RC,OCP,S</p> <p>4/6</p> <p>Diesel Engine:  <b>OM 601 D 23 A.970 / OM 603 D 35 A.970-972 / OM 603 D 35 A.970</b>                      2299 cm³ 72 kW (98 PS) 22:1 Turbo LLK Motor-Nr 468 366...V 230, / Vito 108, Vito 110 1996...1999 / Viano 110 D 1996... 3449 cm³ 100 kW (136 PS) 22:1 Turbo / 350 GD 1992...1997 3449 cm³ 110 kW (150 PS) 22:1 Turbo / 350 S 1993...1996</p>	<p><b>P533 846 000</b> STD STD</p> <p><b>P533 846 050</b> STD +0,50</p> <p><b>P533 846 001</b> STD +1,00</p> <p><b>P533 846 200</b> -0,20 STD</p> <p><b>P533 846 250</b> -0,20 +0,50</p>	<p><b>R533 846 000</b></p> <p><b>R533 846 050</b></p> <p><b>R533 846 001</b></p> <p><b>R533 846 000</b></p> <p><b>R533 846 050</b></p>	<p><b>S533 846 000</b></p> <p><b>S533 846 050</b></p> <p><b>S533 846 001</b></p> <p><b>S533 846 200</b></p> <p><b>S533 846 250</b></p>	<p><b>L181 810 000</b></p> <p><b>L181 810 001</b></p>	<p><b>K533 846 000</b></p> <p><b>K533 846 001</b></p>	<p>ST : 44,65</p> <p>TB : 74,65</p> <p>ØH :</p> <p>Hz : -9,05</p> <p>Hx/y :</p> <p>ØV : 37,00 40,00</p> <p>Vz : -1,25 -1,05</p> <p>T1 : 14,50</p>	<p><b>R01</b>  2,50 SR</p> <p><b>R06</b>  2,00 SR</p> <p><b>R35</b>  3,00 SR.R</p>	<p><b>Montaj Yüksekliği</b></p> <p>1,74 mm conta ile + 0,83 / + 1,06</p> <p>1,97 mm conta ile + 1,03 / + 1,26</p>
	 <p>28,00 x 70,00 x 13,00</p>								



MERCEDES-BENZ P533 847 Ø89,00

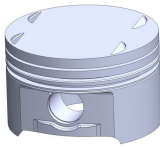




 <p><b>Ø89</b></p> <p>SP,S 4</p> <p><b>Benzin Engine :</b> <b>M 102 V</b> <b>20.921/924 / M</b> <b>102 V 20.922/964</b> <b>/ M 102 E</b> <b>20.961/962</b> 1997 cm³,66/75/77 kW (90/102/105 PS),9:1190 01/1984... 1997cm³,80 kW(109PS),9:1 / 200 1983... 1997 cm³,90 kW (122 PS),9,1:1 / 190 E,200 E 01/1984...</p>	<p><b>P533 847 000</b> STD STD <b>R533 847 000</b> <b>S533 847 000</b> <b>L181 811 000</b> <b>K533 847 000</b></p> <p><b>P533 847 325</b> -0,30 +0,25 <b>R533 847 025</b> <b>S533 847 325</b></p> <p><b>P533 847 350</b> -0,30 +0,50 <b>R533 847 050</b> <b>S533 847 350</b></p> <p><b>P533 847 301</b> -0,30 +1,00 <b>R533 847 001</b> <b>S533 847 301</b></p>	<p>ST : 43,20</p> <p>TB : 79,70</p> <p>ØH : 50,00</p> <p>Hz : -1,20 -1,60</p> <p>Hx/y : 0,00 10,00</p> <p>ØV : 42,00 45,00</p> <p>Vz : -1,62 -2,15</p> <p>T1 : 9,40</p>	<p><b>R01</b>  1,75 SR</p> <p><b>R26</b>  2,00 SR</p> <p><b>R35</b>  3,50 SR.R</p>	<p>22,00 x 56,00 x 13,00</p> 	<p>Montaj Yüksekliği</p>

MERCEDES-BENZ P533 848 Ø89,90






 <p><b>Ø89,9</b></p> <p>EP 6/8</p> <p><b>Benzin Engine:</b> C 320 - CLK 320, E 320, E 320 T, G 320, ML 320, S 320, SLK 320, SL 320 VIANO 3.2, VIANO 3.0, VITO 122 3.2, VITO 119</p> <p><b>M 112 940 - 947,</b> <b>949, 951, 953 - 955</b> V 6 Cyl. 3199 cc 140-165 Kw (190-224 Ps) 10:1 18 Ventilte</p> <p><b>M 113.940 - 944</b> V 8 Cyl. 3199 cc 140-165 Kw (190-224 Ps) 10:1 18 Ventilte</p>	<p><b>P533 848 000</b> STD STD <b>R533 848 000</b> <b>S533 848 000</b></p> <p><b>P533 848 025</b> STD +0,25 <b>R533 848 025</b> <b>S533 848 025</b></p> <p><b>P533 848 050</b> STD +0,50 <b>R533 848 050</b> <b>S533 848 050</b></p>	<p>ST : 31,30</p> <p>TB : 53,30</p> <p>ØH : 83,50</p> <p>Hz : -2,49</p> <p>Hx/y : 0,00 0,00</p> <p>ØV : 40,00 40,00</p> <p>Vz : -1,77 -1,77</p> <p>T1 : 5,60</p>	<p><b>R01</b>  1,50 SR</p> <p><b>R26</b>  1,75 SR</p> <p><b>R38</b>  3,00 SR.R</p>	<p>22,00 x 52,00 x 13,00</p> 	<p>Montaj Yüksekliği</p>



**MERCEDES-BENZ** **P533 849** **Ø89,90**






 <p><b>Ø89,9</b></p> <p>S</p> <p>4</p> <p>Benzin Engine :  <b>M111 E 20</b>.940...942                  1992 cm<sup>3</sup> 4 Ventile                  200 E, 200 CE, 300 TE                  E 200, C 200</p>	<p><b>P533 849 000</b> STD STD <b>R533 849 000</b> <b>S533 849 000</b></p>					
	<p><b>P533 849 025</b> STD +0,25 <b>R533 849 025</b> <b>S533 849 025</b></p>					
	<p><b>P533 849 050</b> STD +0,50 <b>R533 849 050</b> <b>S533 849 050</b></p>					
	<p><b>P533 849 325</b> -0,30 +0,25 <b>R533 849 025</b> <b>S533 849 325</b></p> <p><b>P533 849 350</b> -0,30 +0,50 <b>R533 849 050</b> <b>S533 849 350</b></p>					
	<p>ST : 31,65</p> <p>TB : 55,15</p> <p>ØH :</p> <p>Hz :</p> <p>Hx/y :</p> <p>ØV : 33,50 33,50</p> <p>Vz : -1,40 -1,40</p> <p>T1 : 6,50</p>	<p><b>R01</b>  1,50 SR</p> <p><b>R26</b>  1,75 SR</p> <p><b>R35</b>  3,00 SR.R</p>				
 <p>22,00 x 56,00 x 13,00</p>						Montaj Yüksekliği

**MERCEDES-BENZ** **P533 850** **Ø89,90**






 <p><b>Ø89,9</b></p> <p>SP</p> <p>4</p> <p>Benzin Engine:  <b>M111 E 22</b>.960,961                  2199 cm<sup>3</sup>, 110 kW (150 PS)                  9,8:1 4 Ventile                  220 E 1992...1993                  C 220, E 220 01/1993...</p>	<p><b>P533 850 000</b> STD STD <b>R533 850 000</b> <b>S533 850 000</b></p>					
	<p><b>P533 850 325</b> -0,30 +0,25 <b>R533 850 025</b> <b>S533 850 325</b></p>					
	<p><b>P533 850 350</b> -0,30 +0,50 <b>R533 850 050</b> <b>S533 850 350</b></p>					
		<p>ST : 32,90</p> <p>TB : 59,90</p> <p>ØH : 70,00</p> <p>Hz : -1,50</p> <p>Hx/y :</p> <p>ØV :</p> <p>Vz : -1,99 -2,98</p> <p>T1 :</p>	<p><b>R01</b>  1,50</p> <p><b>R26</b>  1,75</p> <p><b>R35</b>  3,00</p>			
 <p>22,00 x 56,00 x 13,00</p>						Montaj Yüksekliği



MERCEDES-BENZ P533 851 Ø89,90

 <p><b>Ø89,9</b></p> <p>EP 6</p> <p><b>Benzin Engine:</b>  <b>M 112 E 26.912</b>                  V 6 Cyl, 2597 cc 125-130 Kw                  (170-177 Ps) 10,5:1 3 Ventile / E                  240 03/202...2005 / c 240 2,6                  05/2000...2005 / clk 240 2,6                  05/2002...2005</p> <p><b>M 112 E 26.913 / M</b>  <b>112 E 26.914 / M</b>  <b>112 E 26.915 / M</b>  <b>112 E 26.916 / M</b>  <b>112 E 26.917</b></p>	<p><b>P533 851 000</b> STD STD <b>R533 851 000</b> <b>S533 851 000</b></p> <p><b>P533 851 025</b> STD +0,25 <b>R533 851 025</b> <b>S533 851 025</b></p> <p><b>P533 851 050</b> STD +0,50 <b>R533 851 050</b> <b>S533 851 050</b></p>	<p>ST : 33,70</p> <p>TB : 60,10</p> <p>ØH : 80,50</p> <p>Hz : 1,39</p> <p>Hx/y : 0,00 0,00</p> <p>ØV : 42,00 42,00</p> <p>Vz : -2,04 -2,04</p> <p>T1 : 5,45</p>	<p><b>R01</b>  1,50 SR</p> <p><b>R21</b>  1,75 SR</p> <p><b>R38</b>  3,00 SR.R</p>				
	 <p>22,00 x 52,00 x 13,00</p>						

MERCEDES-BENZ P533 852 Ø89,91

 <p><b>Ø89,91</b></p> <p>4</p> <p><b>Benzin Engine :</b>  <b>M 111 E 20.942</b>                  4-Cyl. 1998 cm³, 94 - 100 kW                  (128 - 136 PS), 9,6:1                  200 E 1992...1992                  C 200, E 200 1993...</p>	<p><b>P533 852 000</b> STD STD <b>R533 852 000</b> <b>S533 852 000</b></p> <p><b>P533 852 025</b> STD +0,25 <b>R533 852 025</b> <b>S533 852 025</b></p> <p><b>P533 852 050</b> STD +0,50 <b>R533 852 050</b> <b>S533 852 050</b></p> <p><b>P533 852 925</b> -0,90 +0,25 <b>R533 852 025</b> <b>S533 852 925</b></p> <p><b>P533 852 150</b> -1,00 +0,50 <b>R533 852 050</b> <b>S533 852 150</b></p>	<p>ST : 30,00</p> <p>TB : 59,50</p> <p>ØH : 84,00</p> <p>Hz : 6,00</p> <p>Hx/y : 0,00 0,00</p> <p>ØV : 38,00 38,00</p> <p>Vz : -1,30 -1,30</p> <p>T1 : 5,50</p>	<p><b>R02</b>  1,50 SR</p> <p><b>R26</b>  1,75 SR</p> <p><b>R35</b>  3,00 SR.R</p>				
	 <p>22,00 x 56,00 x 13,00</p>						









MERCEDES-BENZ P533 906 Ø93,00

 <b>Ø93</b>	<b>P533 906 000</b>	STD	STD	<b>R533 906 000</b>	<b>S533 906 000</b>			
	<b>P533 906 025</b>	STD	+0,25	<b>R533 906 025</b>	<b>S533 906 025</b>			
	<b>P533 906 050</b>	STD	+0,50	<b>R533 906 050</b>	<b>S533 906 050</b>			
	<b>ST :</b> 32,30 <b>TB :</b> 55,80 <b>ØH :</b> 57,70 <b>Hz :</b> 2,50    -5,20 <b>Hx/y :</b> 0,00    0,00 <b>ØV :</b> <b>Vz :</b> -3,00    -3,00 <b>T1 :</b> 5,50		<b>R01</b> 1,20 SR.R <b>R26</b> 1,50 SR.R <b>R37</b> 2,00 SR.R				<b>Montaj Yüksekliği</b>	
	 24,00 x 56,00 x 12,50							

MERCEDES-BENZ P533 907 Ø95,50

 <b>Ø95,5</b>  SP,S 4 <b>Benzin Engine:</b> <b>M 102 E 23</b> 980/.982/.985 / <b>M 102 E</b> <b>23 981/.987</b> 2299 cm³,97-100 kW (132-136 PS)9:1 / 190 E 2.3 1986...1988 / 230 E 1982...1983 2299 cm³ 89,50,92 kW (122-125 PS)9:1 / 230 GE 1973...1982	<b>P533 907 000</b>	STD	STD	<b>R533 907 000</b>	<b>S533 907 000</b>	<b>L181 913 000</b>	<b>K533 907 000</b>
	<b>P533 907 325</b>	-0,30	+0,25	<b>R533 907 025</b>	<b>S533 907 325</b>		
	<b>P533 907 350</b>	-0,30	+0,50	<b>R533 907 050</b>	<b>S533 907 350</b>		
	<b>P533 907 301</b>	-0,30	+1,00	<b>R533 907 001</b>	<b>S533 907 301</b>		
		<b>ST :</b> 43,20 <b>TB :</b> 78,70 <b>ØH :</b> 70,00 <b>Hz :</b> -1,85 <b>Hx/y :</b> 0,00    7,75 <b>ØV :</b> 42,00    49,00 <b>Vz :</b> -3,46    -1,75 <b>T1 :</b> 9,35		<b>R01</b> 1,75 SR <b>R26</b> 2,00 SR <b>R35</b> 3,50 SR.R			<b>Montaj Yüksekliği</b>
	 22,00 x 56,00 x 13,00						










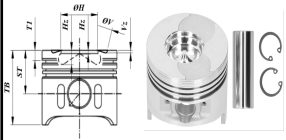


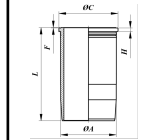









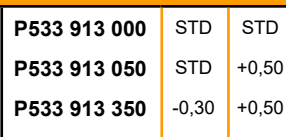
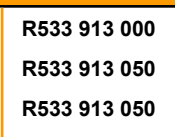
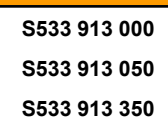


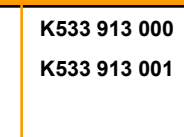







MERCEDES-BENZ P533 910 Ø97,00

 <p><b>Ø97</b> RC,S 4/6 Diesel Engine : <b>OM 314, OM 340, OM 341, OM 343, OM 344, OM 352, OM 353, OM 394, OM 396</b> OM 314 .910 / 914 / 916 / 917 / 918 / 919 / 920 / 921 / 922 / 923 / 924 / 925 / 926 / 927 / 930 / 931 R 4, 3782 cm³, 34,5 - 62,5 kW (47 - 85 PS), 17:1 408 1974...1982 / 65 1974...1982 / 70 1974...1982 / 608 1974...1982 / 709 1974...1982 OM 352-353, 5675 ccm 613, 710, 810, O 302, O 322, U 70, U 80, 1000, 1100, 1300 800 1974...1982 / 608 1974...1982 / 1013 1974...1982 / U54 1974...1982</p>	<b>P533 910 000</b>	STD	STD	<b>R533 910 000</b>	<b>S533 910 000</b>	<b>L181 914 000</b>	<b>K533 910 000</b>
	<b>P533 910 050</b>	STD	+0,50	<b>R533 910 050</b>	<b>S533 910 050</b>	<b>L181 915 000</b>	<b>K533 910 001</b>
	<b>P533 910 001</b>	STD	+1,00	<b>R533 910 001</b>	<b>S533 910 001</b>	<b>L181 913 000</b>	<b>K533 910 002</b>
	<b>P533 910 300</b>	-0,30	STD	<b>R533 910 000</b>	<b>S533 910 300</b>		
	<b>P533 910 350</b>	-0,30	+0,50	<b>R533 910 050</b>	<b>S533 910 350</b>		
	<b>P533 910 600</b>	-0,60	STD	<b>R533 910 000</b>	<b>S533 910 600</b>		
	<b>P533 910 601</b>	-0,60	+1,00	<b>R533 910 001</b>	<b>S533 910 602</b>		
	<b>P533 910 602</b>	-0,60	+1,50	<b>R533 910 002</b>	<b>S533 910 601</b>		
	<p>ST : 65,20 TB : 115,70 ØH : 55,00 Hz : -20,00 Hx/y : 5,00 0,00 ØV : Vz : T1 : 17,20</p>  <p>36,00 x 82,50 x 17,00</p>	<p><b>R16</b>  3,00 TR6° <b>R06</b>  3,00 SR <b>R35</b>  3,00 SR <b>R35</b>  5,50 SR.R</p>	<p><b>Montaj Yüksekliği</b> + 0,08 / + 030</p>				






MERCEDES-BENZ P533 911 Ø97,00

 <p><b>Ø97</b> RC,S 4/6 Diesel Engine : <b>OM 314A, OM 352A, OM 353A / OM 362 LA.906/909/910</b> OM 314 A, R 4, 3780 cm³, 63 kW (85 PS), 16:1Turbo, / 900 1982...1986 OM 352 A, / OM 353 A / 353.959 R 6, 5675 cm³, 92 - 124 kW (125 - 168 PS), 17:1Turbo 1017 / 1217 / U 1500 / U 1700 / Unimog 1982.1990 / 1300 / 1500 / U 1700 1983.1993</p>	<b>P533 911 000</b>	STD	STD	<b>R533 911 000</b>	<b>S533 911 000</b>	<b>L181 914 000</b>	<b>K533 911 000</b>
	<b>P533 911 050</b>	STD	+0,50	<b>R533 911 050</b>	<b>S533 911 050</b>	<b>L181 915 000</b>	<b>K533 911 001</b>
	<b>P533 911 001</b>	STD	+1,00	<b>R533 911 001</b>	<b>S533 911 001</b>	<b>L181 913 000</b>	<b>K533 911 002</b>
	<b>P533 911 300</b>	-0,30	STD	<b>R533 911 000</b>	<b>S533 911 300</b>		
	<b>P533 911 350</b>	-0,30	+0,50	<b>R533 911 050</b>	<b>S533 911 350</b>		
	<b>P533 911 600</b>	-0,60	STD	<b>R533 911 000</b>	<b>S533 911 600</b>		
	<b>P533 911 601</b>	-0,60	+1,00	<b>R533 911 001</b>	<b>S533 911 900</b>		
	<b>P533 911 900</b>	-0,90	STD	<b>R533 911 000</b>	<b>S533 911 601</b>		
	<p>ST : 65,20 TB : 105,20 ØH : 55,00 Hz : -21,50 Hx/y : 5,00 0,00 ØV : Vz : T1 : 16,50</p>  <p>36,00 x 82,50 x 17,00</p>	<p><b>R16</b>  2,50 TR6° <b>R09</b>  2,50 SR <b>R35</b>  4,00 SR.R</p>	<p><b>Montaj Yüksekliği</b> - 0,07 / + 0,30</p>				






MERCEDES-BENZ		P533 912						Ø97,00	
     	 <p><b>Ø97</b></p> <p>RC,S</p> <p>4/6</p> <p>Diesel Engine :</p> <p><b>OM 314, 963, OM 353, 949, OM 353, 968,</b></p> <p>3782 cm³ 34,5 - 62,5 kw (47-85 PS) / 408, 508, 608,709, 808, 809, O 309, U 54, U 66, U 72, 403, U 800, U 900 / MB-Trac 65/70/700/800</p> <p>OM 352 / 353, 5675 ccm (70 -130 PS) / 613, 710, 810, O 302, O 322,U 70, U 80, 1000, 1100 1300, U 90, U 900, U95</p>	<p><b>P533 912 000</b> STD STD</p> <p><b>P533 912 050</b> STD +0,50</p> <p><b>P533 912 001</b> STD +1,00</p> <p><b>P533 912 450</b> -0,40 +0,50</p> <p><b>P533 912 601</b> -0,60 +1,00</p> <p><b>P533 912 802</b> -0,80 +1,50</p>	<p><b>R533 912 000</b></p> <p><b>R533 912 050</b></p> <p><b>R533 912 001</b></p> <p><b>R533 912 050</b></p> <p><b>R533 912 001</b></p> <p><b>R533 912 002</b></p>	<p><b>S533 912 000</b></p> <p><b>S533 912 050</b></p> <p><b>S533 912 001</b></p> <p><b>S533 912 450</b></p> <p><b>S533 912 601</b></p> <p><b>S533 912 802</b></p>	<p><b>L181 914 000</b></p> <p><b>L181 915 000</b></p> <p><b>L181 913 000</b></p>	<p><b>K533 912 000</b></p> <p><b>K533 912 001</b></p> <p><b>K533 912 002</b></p>	<p>ST : 65,20</p> <p>TB : 115,70</p> <p>ØH : 55,00</p> <p>Hz : -20,00</p> <p>Hx/y : 5,00 0,00</p> <p>ØV :</p> <p>Vz :</p> <p>T1 : 16,55</p>	<p><b>R16</b>  3,00 TR6°</p> <p><b>R06</b>  3,00 SR</p> <p><b>R06</b>  3,00 SR</p> <p><b>R35</b>  5,50 SR</p> <p><b>R31</b>  5,50 SR</p>	<p>Montaj Yüksekliği</p> <p>- 0,07 / + 0,35</p>
	 <p>36,00 x 82,50 x 17,00</p>								
MERCEDES-BENZ		P533 913						Ø97,50	
     	 <p><b>Ø97,5</b></p> <p>RC,S</p> <p>4/6</p> <p>Diesel Engine :</p> <p><b>OM 364, .906 / 907 / 912</b></p> <p>R 4, 3972 cm³, 66 - 85 kW (90 - 115 PS), 17.1 / Stationary engine 1966...</p> <p><b>OM 366, 905 / 907 / 909 / 910 / 913 / 914 / 917 / 918 / 919 / 930 / 931 / 932 / 933 / 936 / 937 / 938 / 940</b></p> <p>R 6, 5958 cm³, 100 kW (136 PS), 17.1 / 709, 1114, 1614, 914, 0301, 0402, 809,811,814 1984...</p>	<p><b>P533 913 000</b> STD STD</p> <p><b>P533 913 050</b> STD +0,50</p> <p><b>P533 913 350</b> -0,30 +0,50</p> <p><b>P533 913 300</b> -0,30 STD</p> <p><b>P533 913 600</b> -0,60 STD</p>	<p><b>R533 913 000</b></p> <p><b>R533 913 050</b></p> <p><b>R533 913 050</b></p> <p><b>R533 913 000</b></p> <p><b>R533 913 000</b></p>	<p><b>S533 913 000</b></p> <p><b>S533 913 050</b></p> <p><b>S533 913 350</b></p> <p><b>S533 913 300</b></p> <p><b>S533 913 600</b></p>	<p><b>L181 915 000</b></p> <p><b>L181 916 000</b></p>	<p><b>K533 913 000</b></p> <p><b>K533 913 001</b></p>	<p>ST : 62,80</p> <p>TB : 107,80</p> <p>ØH : 55,75</p> <p>Hz : -22,70</p> <p>Hx/y :</p> <p>ØV :</p> <p>Vz :</p> <p>T1 : 19,00</p>	<p><b>R16</b>  2,50 TR6°</p> <p><b>R09</b>  2,50 SR</p> <p><b>R35</b>  4,00 SR.R</p>	<p>Montaj Yüksekliği</p> <p>- 0,07 / + 0,30</p>
	 <p>36,00 x 82,50 x 17,00</p>								

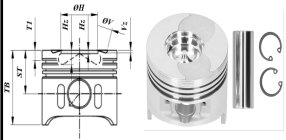








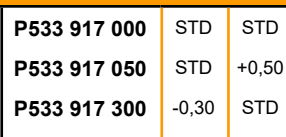
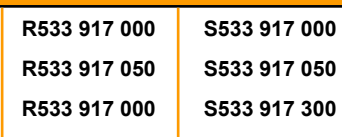









MERCEDES-BENZ P533 914 Ø97,50

 <p><b>Ø97,5</b></p>	<p><b>P533 914 000</b> STD STD <b>R533 914 000</b> <b>S533 914 000</b></p> <p><b>P533 914 050</b> STD +0,50 <b>R533 914 050</b> <b>S533 914 050</b></p>							
	<p>ST : 61,20</p> <p>TB : 106,20</p> <p>ØH : 70,00</p> <p>Hz : -19,00</p> <p>Hx/y : 4,00 0,00</p> <p>ØV :</p> <p>Vz :</p> <p>T1 : 17,50</p>	<p><b>R16</b>  2,50 TR6°</p> <p><b>R09</b>  2,50 SR</p> <p><b>R35</b>  4,00 SR</p>						
	 <p>36,00 x 82,50 x 17,00</p>							Montaj Yüksekliği






MERCEDES-BENZ P533 915 Ø97,50

 <p><b>Ø97,5</b></p> <p>RC,S</p> <p>4/6</p> <p>Diesel Engine :</p> <p><b>OM 354LA</b></p> <p><b>900/901/902/903/920/921</b></p> <p><b>OM 366 LA Euro2</b></p>	<p><b>P533 915 000</b> STD STD <b>R533 915 000</b> <b>S533 915 000</b> <b>L181 915 000</b> <b>K533 915 000</b></p> <p><b>P533 915 050</b> STD +0,50 <b>R533 915 050</b> <b>S533 915 050</b> <b>L181 918 001</b> <b>K533 915 001</b></p> <p><b>P533 915 300</b> -0,30 STD <b>R533 915 000</b> <b>S533 915 300</b></p> <p><b>P533 915 600</b> -0,60 STD <b>R533 915 000</b> <b>S533 915 600</b></p> <p><b>P533 915 900</b> -0,90 STD <b>R533 915 000</b> <b>S533 915 900</b></p>							
	<p>ST : 63,00</p> <p>TB : 108,00</p> <p>ØH : 54,50</p> <p>Hz : -23,00 -11,20</p> <p>Hx/y : 5,00 0,00</p> <p>ØV :</p> <p>Vz :</p> <p>T1 : 20,25</p>	<p><b>R16</b>  2,50 TR6°</p> <p><b>R09</b>  2,50 SR</p> <p><b>R35</b>  4,00 SR.R</p>						Montaj Yüksekliği
	 <p>36,00 x 82,50 x 17,00</p>							- 0,08 / + 0,44






MERCEDES-BENZ		P533 916				Ø97,50			
   	 <p><b>Ø97,5</b></p>	<b>P533 916 000</b> STD STD <b>P533 916 050</b> STD +0,50 <b>P533 916 300</b> -0,30 STD <b>P533 916 600</b> -0,60 STD <b>P533 916 900</b> -0,90 STD	<b>R533 916 000</b> <b>R533 916 050</b> <b>R533 916 000</b> <b>R533 916 000</b> <b>R533 916 000</b>	<b>S533 916 000</b> <b>S533 916 050</b> <b>S533 916 300</b> <b>S533 916 600</b> <b>S533 916 900</b>					
	ST : 63,00 TB : 108,00 ØH : 52,60 Hz : -22,30 -7,90 Hx/y : 5,00 0,00 ØV : Vz : T1 : 21,10	<b>R16</b>  2,50 TR6° <b>R09</b>  2,50 SR <b>R35</b>  4,00 SR.R							
	 <p>36,00 x 82,50 x 17,00</p>								Montaj Yüksekliği
MERCEDES-BENZ		P533 917				Ø97,50			
   	 <p><b>Ø97,5</b></p> <p>RC,S 4/6</p> <p>Diesel Engine:  <b>OM 364,900 / 906 / 907 / 912</b>                      R 4, 3972 cm³, 66-85 kW (90 - 115 PS), 17:1 / Stationary engine 1966...  <b>OM 366,905 / 907 / 909 / 910 / 913 / 914 / 917 / 918 / 919 / 930 / 931 / 932 / 933 / 936 / 937 / 938 / 940</b>                      R 6, 5958 cm³, 100 kW (136 PS), 17:1 / 709, 1114, 1614, 914, 0301, 0402, 809, 811, 814, 1984... / OM 366 N, 915 Euro 1,5958 ccm, 97 kW, (132 PS)</p>	<b>P533 917 000</b> STD STD <b>P533 917 050</b> STD +0,50 <b>P533 917 300</b> -0,30 STD <b>P533 917 350</b> -0,30 +0,50 <b>P533 917 600</b> -0,60 STD <b>P533 917 900</b> -0,90 STD <b>P533 917 650</b> -0,60 +0,50 <b>P533 917 950</b> -0,90 +0,50	<b>R533 917 000</b> <b>R533 917 050</b> <b>R533 917 000</b> <b>R533 917 050</b> <b>R533 917 000</b> <b>R533 917 000</b> <b>R533 917 050</b> <b>R533 917 050</b>	<b>S533 917 000</b> <b>S533 917 050</b> <b>S533 917 300</b> <b>S533 917 350</b> <b>S533 917 600</b> <b>S533 917 900</b> <b>S533 917 950</b> <b>S533 917 650</b>	<b>L181 915 000</b> <b>L181 916 000</b>			<b>K533 917 000</b> <b>K533 917 001</b>	
	ST : 62,80 TB : 107,80 ØH : 48,00 Hz : -23,75 -22,20 Hx/y : 5,00 0,00 ØV : Vz : T1 : 19,00	<b>R16</b>  2,50 TR6° <b>R09</b>  2,50 SR <b>R35</b>  4,00 SR.R							Montaj Yüksekliği
	 <p>36,00 x 82,50 x 17,00</p>								- 0,07 / + 0,30




**MERCEDES-BENZ P533 918 Ø97,50**



 <p><b>Ø97,5</b></p> <p>RC 4/6</p> <p>Diesel Engine : <b>OM</b> <b>364.918/919/921</b> <b>Euro1</b> R 4/6, 3972 cm³, 63 kW (86 PS), 19:1 609 D, 709 D, 809 D/DT/K <b>OM 356.915 Euro 1</b> R 6, 5958 cm³, 95 kW (129 PS), 19:1 BUS</p>	<b>P533 918 000</b>	STD	STD	<b>R533 918 000</b>	<b>S533 918 000</b>	<b>L181 915 000</b>	<b>K533 918 000</b>	
	<b>P533 918 050</b>	STD	+0,50	<b>R533 918 050</b>	<b>S533 918 050</b>	<b>L181 916 000</b>	<b>K533 918 001</b>	
	<b>P533 918 350</b>	-0,30	+0,50	<b>R533 918 050</b>	<b>S533 918 350</b>	<b>L181 917 000</b>	<b>K533 918 002</b>	
	<b>P533 918 300</b>	-0,30	STD	<b>R533 918 000</b>	<b>S533 918 300</b>			
	<b>P533 918 600</b>	-0,60	STD	<b>R533 918 000</b>	<b>S533 918 600</b>			
	<b>P533 918 650</b>	-0,60	+0,50	<b>R533 918 050</b>	<b>S533 918 650</b>			
	<b>P533 918 900</b>	-0,90	STD	<b>R533 918 000</b>	<b>S533 918 950</b>			
	<b>P533 918 950</b>	-0,90	+0,50	<b>R533 918 050</b>	<b>S533 918 900</b>			
		<b>ST :</b> 62,80			<b>R16</b>  2,50 TR6°			
		<b>TB :</b> 107,80			<b>R09</b>  2,50 SR			
	<b>ØH :</b> 43,40			<b>R35</b>  4,00 SR.R				
	<b>H<sub>z</sub> :</b> -24,00 -22,20							
	<b>H<sub>x/y</sub> :</b> 5,00 0,00							
	<b>ØV :</b>							
	<b>V<sub>z</sub> :</b>						<b>Montaj Yüksekliği</b>	
	<b>T1 :</b> 19,00							
								
	36,00 x 82,50 x 17,00							

**MERCEDES-BENZ P533 919 Ø97,50**

 <p><b>Ø97,5</b></p> <p>RC 4/6</p> <p>Diesel Engine: <b>OM 364 A.957 -</b> <b>959 Euro 1 / OM</b> <b>366 A.356.940 /</b> <b>OM 366 A.356.941,</b> 356.943 - 356.949, 356.951 R 4, 3970 cm³, 77 kW (105 PS), 18:1 Turbo 711, 811 - R 6, 5958 cm³ 129 kW (175 PS), 16,3:1 Turbo 1717 <b>OM 366 A.901,</b> <b>Euro 1 / OM 366</b> <b>A.941 - 943, Euro 1</b> R 6, 5958 cm³, 18:1 Turbo Einbaumotor 1964....</p>	<b>P533 919 000</b>	STD	STD	<b>R533 919 000</b>	<b>S533 919 000</b>	<b>L181 915 000</b>	<b>K533 919 000</b>
	<b>P533 919 050</b>	STD	+0,50	<b>R533 919 050</b>	<b>S533 919 050</b>		
	<b>P533 919 300</b>	-0,30	STD	<b>R533 919 000</b>	<b>S533 919 300</b>		
	<b>P533 919 600</b>	-0,60	STD	<b>R533 919 000</b>	<b>S533 919 600</b>		
	<b>P533 919 900</b>	-0,90	STD	<b>R533 919 000</b>	<b>S533 919 900</b>		
		<b>ST :</b> 62,80			<b>R16</b>  2,50 TR6°		
		<b>TB :</b> 107,80			<b>R09</b>  2,50 SR		
		<b>ØH :</b> 54,30			<b>R35</b>  4,00 SR.R		
		<b>H<sub>z</sub> :</b> -23,00 -11,25					
		<b>H<sub>x/y</sub> :</b> 5,00 0,00					
	<b>ØV :</b>						
	<b>V<sub>z</sub> :</b>						<b>Montaj Yüksekliği</b>
	<b>T1 :</b> 19,00						
							
	36,00 x 82,50 x 17,00						





MERCEDES-BENZ		P533 920				Ø97,50	
 <p><b>Ø97,5</b></p>	<b>P533 920 000</b>	STD	STD	<b>R533 920 000</b>	<b>S533 920 000</b>		
	<b>P533 920 050</b>	STD	+0,50	<b>R533 920 050</b>	<b>S533 920 050</b>		
	<b>P533 920 300</b>	-0,30	STD	<b>R533 920 000</b>	<b>S533 920 300</b>		
	<b>P533 920 350</b>	-0,30	+0,50	<b>R533 920 050</b>	<b>S533 920 350</b>		
	<b>P533 920 600</b>	-0,60	STD	<b>R533 920 000</b>	<b>S533 920 600</b>		
	<b>P533 920 900</b>	-0,90	STD	<b>R533 920 000</b>	<b>S533 920 900</b>		
	<b>P533 920 650</b>	-0,60	+0,50	<b>R533 920 050</b>	<b>S533 920 950</b>		
	<b>P533 920 950</b>	-0,90	+0,50	<b>R533 920 050</b>	<b>S533 920 650</b>		
		<b>ST :</b> 62,80 <b>TB :</b> 107,80 <b>ØH :</b> 48,00 <b>Hz :</b> -23,75    -22,20 <b>Hx/y :</b> 5,00    0,00 <b>ØV :</b> <b>Vz :</b> <b>T1 :</b> 21,15	<b>R16</b>  2,50 TR6° <b>R09</b>  2,50 SR <b>R35</b>  4,00 SR.R				
	 36,00 x 82,50 x 17,00						Montaj Yüksekliği






MERCEDES-BENZ		P533 921				Ø97,50	
 <p><b>Ø97,5</b></p> <p>RC 4/6</p> <p>Diesel Engine :  <b>OM 364 A, .950 / 952 / 953 / 954 - 980 / 981 / OM 364 LA / OM 366 LA</b>                      R 4, 3972 cm³, 85 kW (115 PS) / 96 kW (130,5 PS), 16,3:1 Turbo, 711,811, U 110 ,U 140 ,U 90  <b>OM 366 A, .944/945/946/95 1/952/953/955/957/ 960/962/965/966/96 7/968/969/970/971/ 973/974/976/978/97 9</b>                      R 6, 5958 cm³, 125 kW (170 PS), 16,3:1 Turbo, 917,817,1117 O 402</p>	<b>P533 921 000</b>	STD	STD	<b>R533 921 000</b>	<b>S533 921 000</b>	<b>L181 916 000</b>	<b>K533 921 000</b>
	<b>P533 921 050</b>	STD	+0,50	<b>R533 921 050</b>	<b>S533 921 050</b>	<b>L181 915 000</b>	<b>K533 921 001</b>
	<b>P533 921 300</b>	-0,30	STD	<b>R533 921 000</b>	<b>S533 921 300</b>		
	<b>P533 921 600</b>	-0,60	STD	<b>R533 921 000</b>	<b>S533 921 600</b>		
	<b>P533 921 900</b>	-0,90	STD	<b>R533 921 000</b>	<b>S533 921 900</b>		
	<b>P533 921 001</b>	STD	+1,00	<b>R533 921 001</b>	<b>S533 921 001</b>		
	<b>ST :</b> 62,80 <b>TB :</b> 107,80 <b>ØH :</b> 55,75 <b>Hz :</b> -22,35 <b>Hx/y :</b> 5,00    0,00 <b>ØV :</b> <b>Vz :</b> <b>T1 :</b> 20,00	<b>R16</b>  2,50 TR6° <b>R09</b>  2,50 SR <b>R35</b>  4,00 SR.R					
	 36,00 x 82,50 x 17,00						Montaj Yüksekliği












MERCEDES-BENZ		P533 924				Ø97,50		
 <p><b>Ø97,5</b></p>	<b>P533 924 000</b>	STD	STD	<b>R533 924 000</b>	<b>S533 924 000</b>			
	<b>P533 924 050</b>	STD	+0,50	<b>R533 924 050</b>	<b>S533 924 050</b>			
	<b>P533 924 300</b>	-0,30	STD	<b>R533 924 000</b>	<b>S533 924 300</b>			
	<b>P533 924 600</b>	-0,60	STD	<b>R533 924 000</b>	<b>S533 924 600</b>			
	<b>P533 924 900</b>	-0,90	STD	<b>R533 924 000</b>	<b>S533 924 900</b>			
	<b>ST :</b> 63,00 <b>TB :</b> 108,00 <b>ØH :</b> 54,45 <b>H<sub>z</sub> :</b> -23,00 6,70 <b>H<sub>x/y</sub> :</b> 5,00 0,00 <b>ØV :</b> <b>V<sub>z</sub> :</b> <b>T1 :</b> 20,25			<b>R16</b>  2,50 TR6° <b>R10</b>  2,50 SR <b>R35</b>  4,00 SR.R				
	 36,00 x 82,50 x 17,00							Montaj Yüksekliği






MERCEDES-BENZ		P533 925				Ø98,00		
 <p><b>Ø98</b></p> <p>EP,T 8</p> <p><b>Benzin Engine :</b> SLK 55 AMG, CLS 63 AMG, E CLASS E 63 AMG 4-matic, GLE AMG 63 S 4-matic, GLS AMG 63 4-matic, M-CLASS (W166), G-CLASS G 63 AMG, S-CLASS S 63 AMG</p> <p><b>M 152.980</b> (8-Cyl. 310 kW, 422 PS) - <b>M 157.980 / M 152.981 / M 157.982</b> (8-Cyl. 386/430 kW, 525-585 PS)  <b>M 157.983</b> (8-Cyl. 395-430 kW, 537-585 PS) - <b>M 157.984</b> (8-Cyl. 400-420 kW, 544-571 PS) / <b>M157.985</b></p>	<b>P533 925 000</b>	STD	STD	<b>R533 925 000</b>	<b>S533 925 000</b>			
	<b>P533 925 050</b>	STD	+0,50	<b>R533 925 050</b>	<b>S533 925 050</b>			
	<b>ST :</b> 30,10 <b>TB :</b> 48,20 <b>ØH :</b> 67,00 <b>H<sub>z</sub> :</b> -2,80 <b>H<sub>x/y</sub> :</b> 0,00 0,00 <b>ØV :</b> 40,00 40,00 <b>V<sub>z</sub> :</b> -1,00 -1,00 <b>T1 :</b> 5,15			<b>R01</b>  1,20 SR <b>R26</b>  1,50 SR <b>R36</b>  2,00 SR.R				Montaj Yüksekliği
	 24,00 x 58,00 x 13,00							



MERCEDES-BENZ P533 001 Ø102,00

 <p><b>Ø102</b></p> <p>RC,T 4/6</p> <p>Diesel Engine: <b>OM 904LA Euro2, / OM 906LA</b></p> <p><b>Euro2,</b> 17:1 Turbo Intercooler 4250 cm<sup>3</sup> 90-100-125 kW(122 - 136 - 170 PS) Atego-Axor / Atego 1215, Atego 1517 2000./ Axor 1823,2523,2528,Axor 262,3028</p>	<p><b>P533 001 000</b> STD STD <b>R533 001 000</b> <b>S533 001 000</b> <b>L181 020 000</b> <b>K533 001 000</b></p> <p><b>P533 001 050</b> STD +0,50 <b>R533 001 050</b> <b>S533 001 050</b> <b>L181 020 001</b> <b>K533 001 001</b></p> <p><b>P533 001 300</b> -0,30 STD <b>R533 001 000</b> <b>S533 001 300</b> <b>L181 020 002</b> <b>K533 001 002</b></p> <p><b>P533 001 600</b> -0,60 STD <b>R533 001 000</b> <b>S533 001 600</b></p> <p><b>P533 001 900</b> -0,90 STD <b>R533 001 000</b> <b>S533 001 900</b></p>	<p><b>ST :</b> 64,40</p> <p><b>TB :</b> 102,40</p> <p><b>ØH :</b> 73,23</p> <p><b>Hz :</b> -13,90 -7,50</p> <p><b>Hx/y :</b> 0,00 0,00</p> <p><b>ØV :</b></p> <p><b>Vz :</b></p> <p><b>T1 :</b> 14,90</p>	<p><b>R16</b>  3,00 TR6°</p> <p><b>R08</b>  2,50 SR</p> <p><b>R35</b>  4,00 SR.R</p>	<p><b>Montaj Yüksekliği</b> + 0,28 / +0,50</p>
	 <p>42,00 x 80,00 x 20,00</p>			






MERCEDES-BENZ P533 002 Ø102,00

 <p><b>Ø102</b></p> <p>RC 4/6</p> <p>Diesel Engine: <b>OM 904LA Euro2, / OM 906LA</b></p> <p><b>Euro2, OM 906 HLA</b> <b>Euro2 / OM</b> <b>906 LA Euro 2</b></p>	<p><b>P533 002 000</b> STD STD <b>R533 002 000</b> <b>S533 002 000</b> <b>L181 020 000</b> <b>K533 002 000</b></p> <p><b>P533 002 050</b> STD +0,50 <b>R533 002 050</b> <b>S533 002 050</b></p> <p><b>P533 002 300</b> -0,30 STD <b>R533 002 000</b> <b>S533 002 300</b></p> <p><b>P533 002 600</b> -0,60 STD <b>R533 002 000</b> <b>S533 002 600</b></p> <p><b>P533 002 900</b> -0,90 STD <b>R533 002 000</b> <b>S533 002 900</b></p>	<p><b>ST :</b> 64,40</p> <p><b>TB :</b> 102,40</p> <p><b>ØH :</b> 73,23</p> <p><b>Hz :</b> -13,90 -7,50</p> <p><b>Hx/y :</b> 0,00 0,00</p> <p><b>ØV :</b></p> <p><b>Vz :</b></p> <p><b>T1 :</b> 14,90</p>	<p><b>R16</b>  3,00 TR6°</p> <p><b>R08</b>  2,50 SR</p> <p><b>R35</b>  4,00 SR.R</p>	<p><b>Montaj Yüksekliği</b></p>
	 <p>40,00 x 78,00 x 20,00</p>			




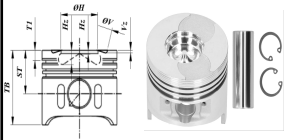



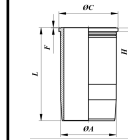








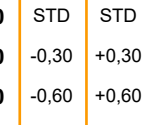
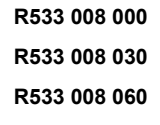











MERCEDES-BENZ P533 005 Ø102,20

 <p><b>Ø102,2</b></p> <p>EP</p> <p>Benzin Engine: E 63 AMG CLK 63, AMG CLS 63, AMG ML 63, AMG R 63 M 156 6300cc 375/500 kW,</p>	<b>P533 005 000</b>	STD	STD	<b>R533 005 000</b>	<b>S533 005 000</b>			
	<p>ST : 29,50</p> <p>TB : 51,50</p> <p>ØH : 90,45</p> <p>Hz : -1,10</p> <p>Hx/y : 0,00    0,00</p> <p>ØV : 35,00    35,00</p> <p>Vz : -2,20    -2,20</p> <p>T1 : 5,20</p>			<p><b>R02</b>  1,20 SR.R</p> <p><b>R26</b>  1,75 SR.R</p> <p><b>R38</b>  2,00 SR.R</p>				
	 <p>23,00 x 62,00 x 12,50</p>							Montaj Yüksekliği






MERCEDES-BENZ P533 006 Ø103,00

 <p><b>Ø103</b></p>	<b>P533 006 000</b>	STD	STD	<b>R533 006 000</b>	<b>S533 006 000</b>			
	<p>ST : 64,40</p> <p>TB : 102,40</p> <p>ØH : 73,23</p> <p>Hz : -13,90</p> <p>Hx/y :</p> <p>ØV :</p> <p>Vz :</p> <p>T1 :</p>			<p>3,50 TR15°</p> <p>2,50</p> <p>4,00</p>				Montaj Yüksekliği
	<p>x                    x</p>							






MERCEDES-BENZ		P533 007				Ø106,00			
       	<b>P533 007 000</b> STD STD <b>R533 007 000</b> <b>S533 007 000</b> <b>P533 007 300</b> -0,30 STD <b>R533 007 000</b> <b>S533 007 300</b> <b>P533 007 600</b> -0,60 STD <b>R533 007 000</b> <b>S533 007 600</b>								
	<p><b>Ø106</b></p> <p>RC,OCP,T 4/6</p> <p>Diesel Engine :  <b>OM 924 Euro 3</b>  <b>917, 925 929 933</b>  <b>OM 926 Euro 3</b>  <b>916, 920, 927 -</b>  <b>928, 942, 950</b>  <b>OM 926 Euro 4/5</b>  <b>961, 963</b>                      Vehicle : 1019, 1119,                      1219, 1319, 1419,                      1519, 1626</p>	<p>ST : 61,40</p> <p>TB : 99,40</p> <p>ØH : 80,00</p> <p>Hz : -12,56 -5,56</p> <p>Hx/y : 0,00 0,00</p> <p>ØV :</p> <p>Vz :</p> <p>T1 : 15,25</p>	<p><b>R16</b>  3,00 TR6°</p> <p><b>R30</b>  2,50 SR.R</p> <p><b>R35</b>  4,00 SR.R</p>						
 <p>42,00 x 80,00 x 20,00</p>									Montaj Yüksekliği
MERCEDES-BENZ		P533 008				Ø106,00			
       	<b>P533 008 000</b> STD STD <b>R533 008 000</b> <b>S533 008 000</b> <b>P533 008 330</b> -0,30 +0,30 <b>R533 008 030</b> <b>S533 008 330</b> <b>P533 008 660</b> -0,60 +0,60 <b>R533 008 060</b> <b>S533 008 660</b>								
	<p><b>Ø106</b></p> <p>RC,OCP,T,YP 4/6</p> <p>Diesel Engine :  <b>OM 924 Euro 5 -</b>  <b>927,30 - 931, 934,</b>  <b>936 - 937 R 4</b>                      Diesel 4800 cm, 95                      -160 kW (129-218                      PS)  <b>OM 925 EEV 960</b>                      R 6 Diesel 7201 cm,                      240 kW (326 PS)  <b>OM 926 Euro 5,</b>  <b>945 - 948 R 6</b>                      Diesel 7201 cm, 210                      -240 kW (286-326                      PS)  <b>OM 926 959, 970 -</b>  <b>972 R 6 Diesel 7201</b>                      cm, 175-240 kW (238                      -326 PS)</p>	<p>ST : 61,40</p> <p>TB : 99,40</p> <p>ØH : 72,30</p> <p>Hz : -15,67 -6,15</p> <p>Hx/y : 0,00 0,00</p> <p>ØV :</p> <p>Vz :</p> <p>T1 : 12,80</p>	<p><b>R19</b>  3,50 TR15°</p> <p><b>R10</b>  2,50 SR</p> <p><b>R35</b>  4,00 SR.R</p>						
 <p>44,00 x 85,00 x 20,00</p>									Montaj Yüksekliği



MERCEDES-BENZ P533 009 Ø106,00






 <p><b>Ø106</b></p> <p>RC,OCP,T 4/6</p> <p>Diesel Engine : <b>OM</b> <b>924.913, .928, . 932</b> <b>Euro3 R 4 Diesel</b> 4801 cm, 145-160 kW (197-218 PS), 17,4:1 1521, 1622 1622L 01/1970... <b>OM 924.915 -</b> <b>916, .920, .924</b> <b>Euro3 R 4 Diesel</b> 4800 cm, 160 kW (218 PS), 17,4:1 822, 1522, 1222, 1722, U4000, U 5000 10/2004... <b>OM 926.913</b> <b>-915, .917</b> <b>-918, .924</b> <b>-926, .929, .932, .9</b></p>	<p><b>P533 009 000</b> STD STD <b>R533 009 000</b> <b>S533 009 000</b></p> <p><b>P533 009 330</b> -0,30 +0,30 <b>R533 009 030</b> <b>S533 009 330</b></p> <p><b>P533 009 360</b> -0,30 +0,60 <b>R533 009 060</b> <b>S533 009 360</b></p> <p><b>P533 009 390</b> -0,30 +0,90 <b>R533 009 090</b> <b>S533 009 390</b></p> <p><b>P533 009 660</b> -0,60 +0,60 <b>R533 009 060</b> <b>S533 009 660</b></p>	<p>ST : 61,40</p> <p>TB : 99,40</p> <p>ØH : 75,80</p> <p>Hz : -14,20 -5,00</p> <p>Hx/y : 0,00 0,00</p> <p>ØV :</p> <p>Vz :</p> <p>T1 : 15,20</p>	<p><b>R16</b>  3,00 TR6°</p> <p><b>R10</b>  2,50 SR.R</p> <p><b>R35</b>  4,00 SR.R</p>	 <p>42,00 x 80,00 x 20,00</p>	<p>Montaj Yüksekliği</p>

MERCEDES-BENZ P533 010 Ø106,00






 <p><b>Ø106</b></p> <p>RC,YP,T 6</p> <p>Engine : <b>M 902 - M 906</b> <b>Euro3 - M 906 Euro2</b> <b>M 906 Lag Euro 5 Cng Engine</b> 6 Cyl. CNG 6884 cc. 170-205 kW/231-279PS 10,5,1 1828, 2628 Bredamenarinibus Vivacity VIVA 2000 - ...</p>	<p><b>P533 010 000</b> STD STD <b>R533 010 000</b> <b>S533 010 000</b></p> <p><b>P533 010 050</b> STD +0,50 <b>R533 010 050</b> <b>S533 010 050</b></p> <p><b>P533 010 350</b> -0,30 +0,50 <b>R533 010 050</b> <b>S533 010 350</b></p> <p><b>P533 010 601</b> -0,60 +1,00 <b>R533 010 001</b> <b>S533 010 601</b></p>	<p>ST : 64,40</p> <p>TB : 101,20</p> <p>ØH : 80,30</p> <p>Hz : -22,55 -20,25</p> <p>Hx/y : 0,00 0,00</p> <p>ØV :</p> <p>Vz :</p> <p>T1 : 15,00</p>	<p><b>R01</b>  3,00 SR</p> <p><b>R30</b>  2,50 SR</p> <p><b>R35</b>  4,00 SR.R</p>	 <p>42,00 x 80,00 x 20,00</p>	<p>L263 140 000 STD K533 010 000</p> <p>Type : W</p> <p>Coating :</p> <p>Ø A : 128,50</p> <p>Ø C : 136,50</p> <p>H : 8,96</p> <p>L : 211,00</p> <p>F : 1,20</p> <p>Montaj Yüksekliği</p>



**MERCEDES-BENZ P533 101 Ø110,00**



 <p><b>Ø110</b></p> <p>RC,OCP,BB,T</p> <p>4</p> <p>Diesel Engine : Actros, Akai Bus, Arocs, Atego, Güteryüz Bus, MTU Liman Container Taşıyıcısı, Setra</p> <p><b>OM 936 Euro6</b> 4-Cyl. 7968 cc 200 kW - 272 PS</p>	<p><b>P533 101 000</b> STD STD <b>R533 101 000</b> <b>S533 101 000</b></p> <p><b>P533 101 050</b> STD +0,50 <b>R533 101 050</b> <b>S533 101 050</b></p>						
	<p>ST : 70,90</p> <p>TB : 110,00</p> <p>ØH : 61,51</p> <p>H<sub>z</sub> : -17,50 -5,30</p> <p>H<sub>x/y</sub> : 0,00 0,00</p> <p>ØV : 35,00 35,00</p> <p>V<sub>z</sub> : -2,40 -2,40</p> <p>T1 : 12,70</p>	<p><b>R19</b>  3,50 TR15°</p> <p><b>R08</b>  2,50 SR</p> <p><b>R36</b>  4,00 SR.R</p>					
 <p>46,00 x 80,00 x 22,00</p>							Montaj Yüksekliği

**MERCEDES-BENZ P533 102 Ø115,00**



 <p><b>Ø115</b></p> <p>RC,S</p> <p>6</p> <p>Diesel Engine : <b>OM 360, .911 / 912 / 934 / 938 / 939 / 944 / 946 / 947 / 954 / 955 / 956 / 959 / 974 / 976 / 978</b></p> <p>R 6, 8720 cm<sup>3</sup>, 125 - 141,5 kW (170 - 192 PS), 16,8:1 1419 1968...1977 / 1519 1968...1977 / 1619 1968...1977 / 1817 1968...1977 / 1819 1968...1977 / O 302 1968...1977 / O 305 1968...1977</p> <p>OM 360 H, .911 / 912 / 934 / 947 / 954 / 955 / 956 / 959 / 974 / 976 / 978 R 6, 8720 cm<sup>3</sup>, 125 - 141,5 kW (170 - 192 PS), 16,8:1 O 302 1968...1977 / O 305 1968...1977</p>	<p><b>P533 102 000</b> STD STD <b>R533 102 000</b> <b>S533 102 000</b> <b>L181 122 000</b> <b>K533 102 000</b></p> <p><b>P533 102 050</b> STD +0,50 <b>R533 102 050</b> <b>S533 102 050</b> <b>L181 122 001</b> <b>K533 102 001</b></p> <p><b>P533 102 001</b> STD +1,00 <b>R533 102 001</b> <b>S533 102 001</b> <b>L181 122 002</b> <b>K533 102 002</b></p> <p><b>P533 102 002</b> STD +1,50 <b>R533 102 002</b> <b>S533 102 002</b></p> <p><b>P533 102 003</b> STD +2,00 <b>R533 102 003</b> <b>S533 102 003</b></p>					
	<p>ST : 85,30</p> <p>TB : 133,30</p> <p>ØH : 65,00</p> <p>H<sub>z</sub> : -22,00</p> <p>H<sub>x/y</sub> : 5,00 0,00</p> <p>ØV : 44,00 55,00</p> <p>V<sub>z</sub> : -0,70 -0,70</p> <p>T1 : 23,10</p>	<p><b>R16</b>  3,50 TR6°</p> <p><b>R07</b>  3,00 SR</p> <p><b>R35</b>  5,50 SR.R</p>				
 <p>42,00 x 98,00 x 23,00</p>						Montaj Yüksekliği + 0,08 / +0,41



MERCEDES-BENZ P533 201 Ø125,00

 <p><b>Ø125</b></p> <p>RC,YP,S</p> <p>6/8/10/12</p> <p>Diesel Engine :</p> <p><b>OM 401.901/924</b>, R 6, 9570 cm³, 129-188 kW (175 -256 PS), 1019, 1219, 1619, 1719 1977-1982</p> <p><b>OM 402.901</b>, R 8, 12756 cm³, 177-188 kW (241 -256 PS), 17,5:1</p> <p><b>OM 403.911/933</b> R 10, 15950 cm³, 261 kW (355 PS), 17,5:1 1632 K, 1932, 2032, 2632 1972-...</p> <p><b>OM 404.901</b> R 12, 20910 cm³, 184-236 kW (250 -321 PS), 17,5:1 1975 - 1982</p>	<p><b>P533 201 000</b></p>	<p>STD</p>	<p>STD</p>	<p><b>R533 201 000</b></p>	<p><b>S533 201 000</b></p>	<p><b>L181 223 000</b> <b>L181 227 000</b> <b>L181 225 000</b></p>	<p><b>K533 201 000</b> <b>K533 201 001</b> <b>K533 201 002</b></p>
 <p>46,00 x 97,00 x 24,00</p>							

MERCEDES-BENZ P533 202 Ø125,00

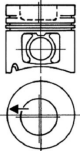

 <p><b>Ø125</b></p> <p>RC,YP,S</p> <p>6/8/10/12</p> <p>Diesel Engine :</p> <p><b>OM 401, .910/915/916/917/918/919/930/931/932/934 / OM402,900/905/906/907/910/911/912/913/914/916/917/1919/921</b> V 6, 9572 cm³, 17,5:1 / V 8, 12760 cm³, 17,5:1</p> <p><b>OM 403, .910/916/917/918/919/930/931/932/934 / OM 404, .900</b> V 10, 15950 cm³, 17,5:1 / Stationary engine 01/1965... / V 12, 20910 cm³, 184 - 236 kW (250 - 321 PS), 17,5:1 / Stationary engine 1966...</p>	<p><b>P533 202 000</b></p>	<p>STD</p>	<p>STD</p>	<p><b>R533 202 000</b></p>	<p><b>S533 202 000</b></p>	<p><b>L181 223 000</b> <b>L181 223 001</b> <b>L181 223 002</b> <b>L181 223 003</b></p>	<p><b>K533 202 000</b> <b>K533 202 001</b> <b>K533 202 002</b> <b>K533 202 003</b></p>
 <p>46,00 x 97,00 x 24,00</p>	<p><b>C533 138 190</b> 2x138*1,9</p> <p><b>C533 140 380</b> 2x140*3,8</p>						





IP INNO PISTON PISTON - LINER - RING									
MERCEDES-BENZ		P533 203						Ø125,00	
 <b>Ø125</b> RC 6 Diesel Engine : <b>OM 407 H. 911, 913 - 920</b> R 6 Diesel, 11413 cm³, 147-177 kW (200 - 240 PS), 16,5:1 Hub 155mm, Pleuellänge 256mm Motor-Nr. 014956... / O 305 Bus 1976...1986 / O 307 Bus 08*1980...1986 <b>OM 407 H.912</b> R 6 Diesel, 11413 cm³, 147 -176,5 kW (200 - 240 PS), 16,5:1 Motor-Nr. 014956... / O 305, O 307 Bus 08/1980...1986	<b>P533 203 000</b> STD STD	<b>R533 203 000</b>	<b>S533 203 000</b>	<b>L181 224 001</b> <b>L181 224 002</b>	<b>K533 203 000</b> <b>K533 203 001</b>				
	<b>ST :</b> 84,85 <b>TB :</b> 139,85 <b>ØH :</b> 75,00 <b>Hz :</b> -23,00 <b>Hx/y :</b> -3,00 -1,25 <b>ØV :</b> <b>Vz :</b> <b>T1 :</b> 24,00	<b>R16</b> 3,00 TR6° <b>R26</b> 3,00 SR <b>R35</b> 6,00 SR.R					Montaj Yüksekliği		
	 46,00 x 97,00 x 24,00								
MERCEDES-BENZ		P533 204						Ø125,00	
 <b>Ø125</b> RC,EP,T 6/8 Diesel Engine : <b>OM 401 LA, .970 , 972 - 975 , 977 - 981 , 984 - 994 , Euro 1</b> V 6, 9572 cm³, 200 - 230 kW (272 - 313 PS), 16,75:1 Turbo, LLK, / 1226 ,1227 ,1429 , 1726 1727,1831 ,1838, 2422, 2531, 2635, 2638, O 404 <b>OM 402 LA, .985, Euro 1</b> V 8, 12760 cm³, 280 kW (381 PS), 16,75:1 Turbo, LLK, / 1727 / O 404 / Actros 1831, 2531 / Actros 1831, 2635, 2531	<b>P533 204 000</b> STD STD	<b>R533 204 000</b>	<b>S533 204 000</b>	<b>L181 225 000</b> <b>L181 225 000</b>	<b>K533 204 000</b> <b>K533 204 001</b>				
	<b>P533 204 300</b> -0,30 STD	<b>R533 204 000</b>	<b>S533 204 300</b>	<b>L181 225 000</b>					
	<b>ST :</b> 87,45 <b>TB :</b> 133,85 <b>ØH :</b> 68,00 <b>Hz :</b> -25,10 -9,50 <b>Hx/y :</b> -3,50 -1,50 <b>ØV :</b> <b>Vz :</b> <b>T1 :</b> 19,30	<b>R16</b> 3,00 TR6° <b>R09</b> 3,00 SR <b>R35</b> 4,00 SR					Montaj Yüksekliği + 0,07 / + 0,43		
 46,00 x 102,00 x 24,00					<b>C533 140 190</b> 2x140*1,9 <b>C533 144 380</b> 2x144*3,8				



MERCEDES-BENZ P533 205 Ø125,00






 <p><b>Ø125</b></p> <p>RC 6</p> <p>Diesel Engine :</p> <p><b>OM 407 H, .905</b> R 6, 11040 cm³, 132 kW (180 PS), 17:1 stroke 150mm, / 1719 1973...1976 / O 305 1973...1976 / O 307 1973...1976</p> <p><b>OM 409</b> R 5, 9200 cm³, 137 - 141 kW (185 - 192 PS), 17:1 / 1719 1973...1976 / O 305 1973...1976 / O 307 1973...1976</p>	<p><b>P533 205 000</b></p> <p>STD</p> <p>STD</p>	<p><b>R533 205 000</b></p>	<p><b>S533 205 000</b></p>	<p><b>L181 226 000</b> <b>L181 226 001</b></p>	<p><b>K533 205 000</b> <b>K533 205 001</b></p>
 <p>46,00 x 97,00 x 24,00</p>					

MERCEDES-BENZ P533 206 Ø128,00

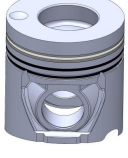




 <p><b>Ø128</b></p> <p>RC,OCP,BB 6</p> <p>Diesel Engine:</p> <p><b>OM 458.991</b> 24 valves, 295-375 kW, 401-510 HP</p> <p><b>OM 460.951 Euro3</b> 24 valves, 315-360 kW, 428 - 490 HP</p> <p><b>OM 458.990</b> 24 valves, 220-260 kW, 299-354 HP</p>	<p><b>P533 206 000</b></p> <p>STD</p> <p>STD</p>	<p><b>R533 206 000</b></p>	<p><b>S533 206 000</b></p>	<p><b>L181 241 000</b></p>	<p><b>K533 206 000</b></p>
 <p>52,00 x 103,00 x 23,00</p>					



MERCEDES-BENZ P533 207 Ø128,00



 <p><b>Ø128</b></p> <p>RC,OCP,EP,T 6/8</p> <p>Diesel Engine : <b>OM 441 LA, 980 Euro 1</b> V 6 Diesel, 10960 cc, 250 kW (340 PS), 16,75:1 Turbo, LLK 1234, 1733, 1834, 2433, 2534, 3234 1991...</p> <p><b>OM 442 A.440.940 - 440.942 - 440.945 - 977, 978, Euro1</b> V 8 Diesel, 14618 cc, 250 kW (340 PS), 18:1 Turbo 1634, 1635, 1735, 1935, 2235, 2435, 3535, Actros 2035, 2635, 3235, 3335, 2535</p>	<p><b>P533 207 000</b> STD STD <b>R533 207 000</b> <b>S533 207 000</b> <b>L181 231 000</b> <b>K533 207 000</b></p> <p><b>P533 207 300</b> -0,30 STD <b>R533 207 000</b> <b>S533 207 300</b> <b>L181 231 001</b> <b>K533 207 001</b></p>	<p>ST : 81,40</p> <p>TB : 126,40</p> <p>ØH : 65,09</p> <p>Hz : -23,20</p> <p>Hx/y : -3,00 -1,50</p> <p>ØV :</p> <p>Vz :</p> <p>T1 : 18,90</p>	<p><b>R16</b>  3,00 TR6°</p> <p><b>R10</b>  3,00 SR</p> <p><b>R35</b>  4,00 SR.R</p>	<p>46,00 x 105,00 x 22,00</p> 	<p>Montaj Yüksekliği</p>
---	---	---	---	--	--------------------------

MERCEDES-BENZ P533 208 Ø128,00






 <p><b>Ø128</b></p>	<p><b>P533 208 000</b> STD STD <b>R533 208 000</b> <b>S533 208 000</b></p> <p><b>P533 208 300</b> -0,30 STD <b>R533 208 000</b> <b>S533 208 300</b></p>	<p>ST : 81,40</p> <p>TB : 126,40</p> <p>ØH : 66,90</p> <p>Hz : -2450,00</p> <p>Hx/y : -3,00 -1,50</p> <p>ØV :</p> <p>Vz :</p> <p>T1 : 18,50</p>	<p><b>R16</b>  3,00 TR6°</p> <p><b>R10</b>  3,00 SR</p> <p><b>R35</b>  4,00 SR.R</p>	<p>46,00 x 105,00 x 22,00</p> 	<p>Montaj Yüksekliği</p>
--	---	---	---	---	--------------------------

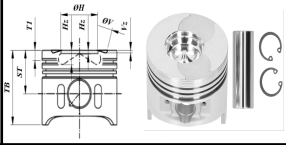



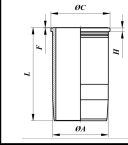







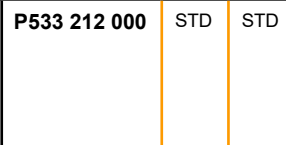







MERCEDES-BENZ P533 209 Ø128,00

 <p><b>Ø128</b></p> <p>RC, OCP, BB, EP</p> <p>Diesel Engine: OM 460.900 Euro3 / OM 460.907 Euro3 4600301137 A4600301137</p>	<b>P533 209 000</b>	STD	STD	<b>R533 209 000</b>	<b>S533 209 000</b>			
	<p>ST : 79,55</p> <p>TB : 126,55</p> <p>ØH : 93,00</p> <p>Hz : -17,70 -7,00</p> <p>Hx/y : 0,00 0,00</p> <p>ØV :</p> <p>Vz :</p> <p>T1 : 12,30</p>			<p>3,00 TR6°</p> <p>3,00 SR</p> <p>4,00 SR.R</p>				
	 <p>52,00 x 103,00 x 23,00</p>							Montaj Yüksekliği



MERCEDES-BENZ P533 210 Ø128,00

 <p><b>Ø128</b></p> <p>RC, BB, EP, SP, YP, T</p> <p>6</p> <p>Diesel Engine: OM 447.950 - 953 6 Cyl. 11970 cc, 206 kW (280 PS), 16,3:1 - 17,3:1, Turbo O 405G, O 405 ST 11/1985... OM 447.968, Euro2 6 Cyl. 11970 cc, 235 kW (320 PS), 18:1 Turbo, O 405 GT 09/1991... OM 447.950 - 951, .968, OM 447 HA, Euro 1 6 Cyl. 11970 cc, 206 - 300 kW (280 - 408 PS), 16,6:1 - 17,3:1, Turbo,</p>	<b>P533 210 000</b>	STD	STD	<b>R533 210 000</b>	<b>S533 210 000</b>	<b>L181 234 000</b>		<b>K533 210 000</b>
	<b>P533 210 300</b>	-0,30	STD	<b>R533 210 000</b>	<b>S533 210 300</b>	<b>L181 242 000</b>		<b>K533 210 001</b>
							<b>L181 242 001</b>	
	<p>ST : 90,00</p> <p>TB : 140,00</p> <p>ØH : 77,10</p> <p>Hz : -24,00 -10,00</p> <p>Hx/y : -3,00 -1,50</p> <p>ØV :</p> <p>Vz :</p> <p>T1 : 23,50</p>			<p><b>R16</b>  3,00 TR6°</p> <p><b>R10</b>  3,00 SR</p> <p><b>R35</b>  4,00 SR.R</p>			Montaj Yüksekliği	
 <p>46,00 x 105,00 x 22,00</p>								



MERCEDES-BENZ		P533 211				Ø128,00		
       	<b>P533 211 000</b> <b>P533 211 300</b>	STD -0,30	STD STD	<b>R533 211 000</b> <b>R533 211 000</b>	<b>S533 211 000</b> <b>S533 211 300</b>	<b>L181 231 000</b> <b>L181 231 001</b> <b>L181 231 003</b>	<b>K533 211 000</b> <b>K533 211 001</b> <b>K533 211 002</b>	
	<p><b>Ø128</b></p> <p>RC,BB,EP,SP,YP,S</p> <p>8/12</p> <p>Diesel Engine:</p> <p><b>OM 442 LA</b>                      V 8 Diesel 14618 cc,                      269 - 362 kW (366 - 492 PS), 16,3:1 Turbo</p> <p><b>OM 444 LA</b>                      V 12 Diesel 21930 cc,                      410 kW (558 PS), 16,3:1 Turbo,</p>	<p>ST : 81,35</p> <p>TB : 126,35</p> <p>ØH : 66,15</p> <p>Hx : -27,50    -22,25</p> <p>Hx/y : -3,00    -1,50</p> <p>ØV :</p> <p>Vz :</p> <p>T1 : 18,40</p>	<p><b>R16</b>  3,00 TR6°</p> <p><b>R10</b>  3,00 SR</p> <p><b>R35</b>  4,00 SR.R</p>	<p>Montaj Yüksekliği</p> <p><b>C533 140 190</b> 1x140*1,9</p> <p><b>C533 144 380</b> 2x144*3,8</p>				
 <p>46,00 x 105,00 x 22,00</p>								
MERCEDES-BENZ		P533 212				Ø128,00		
 	<b>P533 212 000</b>	STD	STD	<b>R533 212 000</b>	<b>S533 212 000</b>	<b>L181 234 000</b> <b>L181 242 000</b> <b>L181 242 001</b>	<b>K533 212 000</b> <b>K533 212 001</b> <b>K533 212 002</b>	
	<p><b>Ø128</b></p> <p>RC,EP</p> <p>5/6</p> <p>Diesel Engine :</p> <p><b>OM 489 Euro1 960 - 961 (TUR)</b></p> <p><b>OM 475 Euro1 984 -986 / OM 476 Euro2 977 (BRA) / OM 476 Euro1 985 (BRA) -</b></p> <p>5-Cyl. 9973cm, 155 - 184 kW (210 - 250 PS), 16,3:1, Turbo, LLK</p>	<p>ST : 90,00</p> <p>TB : 140,00</p> <p>ØH : 77,00</p> <p>Hx : -24,00    -10,00</p> <p>Hx/y : -3,00    1,50</p> <p>ØV :</p> <p>Vz :</p> <p>T1 : 23,60</p>	<p><b>R16</b>  3,00 TR6°</p> <p><b>R30</b>  3,00 SR</p> <p><b>R35</b>  4,00 SR.R</p>	<p>Montaj Yüksekliği</p>				
 <p>46,00 x 105,00 x 22,00</p>								



**MERCEDES-BENZ P533 213 Ø128,00**



 <p><b>Ø128</b></p> <p>RC,EP 5/6</p> <p>Diesel Engine : <b>OM 489 Euro 960 - 961 (TUR)</b> <b>OM 475 Euro1 984 -986 / OM 476 Euro2 977 (BRA) / OM 476 Euro1 985 (BRA) -</b> 5-Cyl. 9973cm, 155 - 184 kW (210 - 250 PS), 16,3:1, Turbo, LLK <b>SAME MOULD: 150 K11100</b></p>	<p><b>P533 213 000</b></p>	<p>STD</p>	<p>STD</p>	<p><b>R533 213 000</b></p>	<p><b>S533 213 000</b></p>	<p><b>L181 234 000</b> <b>L181 242 001</b></p>	<p><b>K533 213 000</b> <b>K533 213 001</b></p>	
								<p>ST : 89,70 TB : 139,70 ØH : 77,00 Hz : -24,00 -10,00 Hx/y : -3,00 1,50 ØV : Vz : T1 : 23,30</p>
 <p>46,00 x 105,00 x 22,00</p>								

**MERCEDES-BENZ P533 214 Ø128,00**

 <p><b>Ø128</b></p>	<p><b>P533 214 000</b></p>	<p>STD</p>	<p>STD</p>	<p><b>R533 214 000</b></p>	<p><b>S533 214 000</b></p>			
								<p>ST : 81,35 TB : 126,35 ØH : 70,00 Hz : -25,40 Hx/y : -3,00 0,00 ØV : Vz : T1 : 21,45</p>
 <p>46,00 x 105,00 x 22,00</p>								



MERCEDES-BENZ **P533 215** Ø128,00






 <p><b>Ø128</b></p> <p>RC,S 6</p> <p>Diesel Engine : <b>OM 355 A,</b> <b>968/969/978 / OM</b> <b>345 913/960</b> R 6, 11900 cm<sup>3</sup>, 191 kW (260 - 286 PS), 16,5:1 Turbo, 1928, 2628 1978... O 303</p>	<p><b>P533 215 000</b> STD STD <b>R533 215 000</b> <b>S533 215 000</b> <b>L181 228 000</b> <b>K533 215 000</b></p> <p><b>P533 215 050</b> STD +0,50 <b>R533 215 050</b> <b>S533 215 050</b> <b>L181 228 001</b> <b>K533 215 001</b></p> <p><b>P533 215 001</b> STD +1,00 <b>R533 215 001</b> <b>S533 215 001</b> <b>L181 228 002</b> <b>K533 215 002</b></p> <p><b>P533 215 002</b> STD +1,50 <b>R533 215 002</b> <b>S533 215 002</b> <b>L181 228 003</b> <b>K533 215 003</b></p> <p><b>P533 215 250</b> -0,20 +0,50 <b>R533 215 050</b> <b>S533 215 250</b></p> <p><b>P533 215 201</b> -0,20 +1,00 <b>R533 215 001</b> <b>S533 215 201</b></p> <p><b>P533 215 202</b> -0,20 +1,50 <b>R533 215 002</b> <b>S533 215 202</b></p>	<p>ST : 90,26</p> <p>TB : 161,26</p> <p>ØH : 70,00</p> <p>H<sub>z</sub> : -28,50</p> <p>H<sub>x/y</sub> : 0,00 0,00</p> <p>ØV : 38,20 38,20</p> <p>V<sub>z</sub> : -2,00 -2,00</p> <p>T1 : 24,50</p>	<p><b>R16</b>  3,50 ETR6°</p> <p><b>R07</b>  3,50 SR</p> <p><b>R26</b>  3,50 SR</p> <p><b>R35</b>  6,50 SR.R</p>	<p>48,00 x 108,00 x 23,00</p> 	<p>Montaj Yüksekliği - 0,10 / + 0,22</p>
--	--	--	--	--	--

MERCEDES-BENZ **P533 216** Ø128,00






 <p><b>Ø128</b></p>	<p><b>P533 216 000</b> STD STD <b>R533 216 000</b> <b>S533 216 000</b></p> <p><b>P533 216 025</b> STD +0,25 <b>R533 216 025</b> <b>S533 216 025</b></p> <p><b>P533 216 050</b> STD +0,50 <b>R533 216 050</b> <b>S533 216 050</b></p> <p><b>P533 216 001</b> STD +1,00 <b>R533 216 001</b> <b>S533 216 001</b></p> <p><b>P533 216 002</b> STD +1,50 <b>R533 216 002</b> <b>S533 216 002</b></p> <p><b>P533 216 225</b> -0,20 +0,25 <b>R533 216 025</b> <b>S533 216 225</b></p> <p><b>P533 216 250</b> -0,20 +0,50 <b>R533 216 050</b> <b>S533 216 201</b></p> <p><b>P533 216 201</b> -0,20 +1,00 <b>R533 216 001</b> <b>S533 216 250</b></p> <p><b>P533 216 202</b> -0,20 +1,50 <b>R533 216 002</b> <b>S533 216 202</b></p>	<p>ST : 90,26</p> <p>TB : 161,26</p> <p>ØH : 70,00</p> <p>H<sub>z</sub> : -28,50</p> <p>H<sub>x/y</sub> : 0,00 0,00</p> <p>ØV :</p> <p>V<sub>z</sub> :</p> <p>T1 : 24,50</p>	<p><b>R16</b>  3,50 ETR6°</p> <p><b>R07</b>  3,50 SR</p> <p><b>R26</b>  3,50 SR</p> <p><b>R35</b>  6,50 SR.R</p>	<p>48,00 x 108,00 x 23,00</p> 	<p>Montaj Yüksekliği</p>
--	--	--	--	---	--------------------------



MERCEDES-BENZ P533 217 Ø128,00

 <p><b>Ø128</b></p> <p>RC,YP,S</p> <p>6/8/10/12</p> <p>Diesel Engine :</p> <p><b>OM 421 900-905</b>  <b>-908-910 /</b>  <b>OM 422. 900-905</b>  <b>-915-917-923 /</b>  <b>OM 423. 900 - 905</b>  <b>- 909 / OM</b>  <b>424.900</b></p> <p>10965 cm<sup>3</sup>, 159 kW (216 PS),          16,5: 1 / 1222 , 1422 , 1622 ,          1922 , 2222 , O 303 .....1979          V 8 , 1905-915 , 917-923 V 8          14618 cm<sup>3</sup>, 16,5:1 stroke          142mm, Stationary engine          1964 ...          1625, 1628, 1928, 2025, 2028, 2225          , 2228, 2525, 2528, 2628, 3025, 302          8, 3328, O303 ....1979          V10 - 18273 cm<sup>3</sup>, 261 kW          (355PS) stroke 142 mm /          1636, 1936, 2036, 2235, 2236, 2536          , 2636, 3336, 3836 ....1981</p>  <p>46,00 x 99,00 x 21,00</p>	<p><b>P533 217 000</b> STD STD</p> <p><b>P533 217 200</b> -0,20 STD</p>	<p><b>R533 217 000</b></p> <p><b>R533 217 000</b></p>	<p><b>S533 217 000</b></p> <p><b>S533 217 200</b></p>	<p><b>L181 229 000</b></p> <p><b>L181 229 001</b></p> <p><b>L181 229 002</b></p>	<p><b>K533 217 000</b></p> <p><b>K533 217 001</b></p> <p><b>K533 217 002</b></p>
	<p>ST : 81,35</p> <p>TB : 126,35</p> <p>ØH : 70,00</p> <p>Hz : -24,10</p> <p>Hx/y : -3,00 -2,00</p> <p>ØV :</p> <p>Vz :</p> <p>T1 : 21,40</p>	<p><b>R16</b>  3,00 TR6°</p> <p><b>R26</b>  3,00 SR</p> <p><b>R35</b>  4,00 SR.R</p>	<p><b>C533 144 380</b> 2x144*3,8</p> <p><b>C533 140 190</b> 1x140*1,9</p> <p><b>C533 140 190</b> 2x140*1,9</p> <p><b>C533 144 380</b> 2x144*3,8</p>	<p>Montaj Yüksekliği</p> <p>- 0,07 / + 0,43</p>	


MERCEDES-BENZ P533 218 Ø128,00

 <p><b>Ø128</b></p> <p>RC,EP,S</p> <p>6/8/10</p> <p>Diesel Engine : <b>OM 441LA</b>          Euro1 980/986/989/993          V6 Cyl. 10960 cc 249 Kw (340          Ps), 16,75:1 1234, 1733,          1834, 1844, 1915, 2433, 2534          OM 442A.900/941/946/950/954          V8 Cyl. 14618cc 269 Kw (366          Ps) Turbo, Intercooler 1735,          2435, 2535, 2635, 3335, O 303</p> <p><b>OM 440 Euro 1 940</b>  <b>-942 / OM 440</b>  <b>Euro 1 978-986</b>  <b>-991 / OM 441</b>  <b>Euro 1 990</b></p>  <p>46,00 x 105,00 x 23,00</p>	<p><b>P533 218 000</b> STD STD</p> <p><b>P533 218 300</b> -0,30 STD</p>	<p><b>R533 218 000</b></p> <p><b>R533 218 000</b></p>	<p><b>S533 218 000</b></p> <p><b>S533 218 300</b></p>	<p><b>L181 230 000</b></p> <p><b>L181 230 001</b></p>	<p><b>K533 218 000</b></p> <p><b>K533 218 001</b></p>
	<p>ST : 81,45</p> <p>TB : 126,45</p> <p>ØH : 66,60</p> <p>Hz : -24,50</p> <p>Hx/y : -3,00 -1,50</p> <p>ØV :</p> <p>Vz :</p> <p>T1 : 18,15</p>	<p><b>R16</b>  3,00 TR6°</p> <p><b>R26</b>  3,00 SR</p> <p><b>R35</b>  4,00 SR.R</p>	<p>Montaj Yüksekliği</p>		










MERCEDES-BENZ		P533 219				Ø128,00	
 <p><b>Ø128</b></p> <p>RC,S</p> <p>5/6</p> <p>Diesel Engine : <b>OM</b> <b>355, .910/911/912/9</b> <b>13/915/916/917/918</b> <b>/960/961/962/964/9</b> <b>65/966/967/970/972</b> <b>/973</b> <b>974/975/976/978/97</b> <b>9/980/981/982/983/</b> <b>984</b> R 6, 11581 cm³, 169 / 176 / 155 / 191 kW (230 PS), 17,2:1 1424 1967...1978 / 1621 1967...1978 / 1623 / 1967...1978 / 1624 1967...1978 / 1636 1967...1978 / O 302 1967...1978 / 1921 1967...1978 O 317 1967...1978 / 1923 1967...1978 / 1924 1967...1978 / 2224 1967...1978 / 2623 1967...1978 / 2624 1967...1978</p>	<p><b>P533 219 000</b> STD STD</p> <p><b>P533 219 050</b> STD +0,50</p> <p><b>P533 219 200</b> -0,20 STD</p> <p><b>P533 219 250</b> -0,20 +0,50</p> <p><b>P533 219 201</b> -0,20 +1,00</p> <p><b>P533 219 202</b> -0,20 +1,50</p> <p><b>P533 219 001</b> STD +1,00</p>	<p><b>R533 219 000</b></p> <p><b>R533 219 050</b></p> <p><b>R533 219 000</b></p> <p><b>R533 219 050</b></p> <p><b>R533 219 001</b></p> <p><b>R533 219 002</b></p> <p><b>R533 219 001</b></p>	<p><b>S533 219 000</b></p> <p><b>S533 219 050</b></p> <p><b>S533 219 200</b></p> <p><b>S533 219 250</b></p> <p><b>S533 219 201</b></p> <p><b>S533 219 202</b></p> <p><b>S533 219 001</b></p>	<p><b>L181 228 000</b></p> <p><b>L181 228 001</b></p> <p><b>L181 228 002</b></p> <p><b>L181 228 003</b></p>	<p><b>K533 219 000</b></p> <p><b>K533 219 001</b></p> <p><b>K533 219 002</b></p> <p><b>K533 219 003</b></p>		
	<p>ST : 90,26</p> <p>TB : 161,26</p> <p>ØH : 70,00</p> <p>Hz : -27,00</p> <p>Hx/y : 0,00 0,00</p> <p>ØV : 44,50 44,50</p> <p>Vz : -1,10 -1,10</p> <p>T1 : 24,50</p>	<p><b>R16</b>  3,50 ETR6°</p> <p><b>R07</b>  3,50 SR</p> <p><b>R26</b>  3,50 SR</p> <p><b>R35</b>  6,50 SR.R</p>					
	 <p>48,00 x 108,00 x 23,00</p>						
						<p>Montaj Yüksekliği</p> <p>+ 0,09 / + 0,30</p>	






MERCEDES-BENZ		P533 220				Ø128,00	
 <p><b>Ø128</b></p> <p>RC,EP,YP,T</p> <p>6/8/10/12</p> <p>Diesel Engine : <b>OM 441 A, .950 /</b> <b>953 / 441 LA, .951 /</b> <b>960 / 961 / 962 /</b> <b>980...988</b> <b>OM 442 A, .901 V 8</b> <b>/ 442 A, .941...946 /</b> <b>950...969 / 971 /</b> <b>972 / 976 / OM</b> <b>443 A / 443</b> <b>LA .901 / 940</b> V 6, 10960 cm³, 250 kW (340 PS), 16,25:1 stroke 142mm, Turbo, LLK, / V 8, 14618 cm³, 269 kW (366 PS), 16,25:1 stroke 142mm, Turbo, V 10, 18267 cm³, 16,25:1 OM 444 A, .901 V 12,21920 cm³, 16,25:1 stroke 142mm, Turbo,</p>	<p><b>P533 220 000</b> STD STD</p> <p><b>P533 220 300</b> -0,30 STD</p>	<p><b>R533 220 000</b></p> <p><b>R533 220 000</b></p>	<p><b>S533 220 000</b></p> <p><b>S533 220 300</b></p>	<p><b>L181 231 000</b></p> <p><b>L181 231 001</b></p> <p><b>L181 231 002</b></p>	<p><b>K533 220 000</b></p> <p><b>K533 220 001</b></p> <p><b>K533 220 002</b></p>		
	<p>ST : 81,35</p> <p>TB : 126,35</p> <p>ØH : 66,30</p> <p>Hz : -27,50 -22,30</p> <p>Hx/y : -3,00 -1,50</p> <p>ØV :</p> <p>Vz :</p> <p>T1 : 18,15</p>	<p><b>R16</b>  3,00 TR6°</p> <p><b>R26</b>  3,00 SR</p> <p><b>R35</b>  4,00 SR.R</p>					
	 <p>46,00 x 105,00 x 23,00</p>						
						<p>Montaj Yüksekliği</p>	








**MERCEDES-BENZ P533 221 Ø128,00**

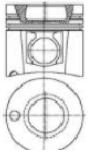




 <p><b>Ø128</b></p> <p>RC,BB,EP,YP,S</p> <p>6/8/10/12</p> <p>Diesel Engine:  <b>OM 441</b>  <b>A, .950/953/441</b>  <b>LA,951/960/961/96</b>  <b>2/980...988 /</b>  <b>OM 442 A, .901 /</b>  <b>OM 443 A / 443</b>  <b>LA .901 / 940</b>                      V 6, 10960 cm³, 250 kW (340 PS), 16,25:1 stroke 142mm, Turbo, LLK,                      V 8 / 442 A, .941...946 / 950...969 / 971 / 972 / 976 V 8, 14618 cm³, 269 kW (366 PS), 16,25:1 stroke 142mm, Turbo,                      V 10, 18267 cm³, 16,25:1 OM 444 A, .901 V 12,21920 cm³, 16,25:1 stroke 142mm, Turbo, O 303 1989...1991 / 1234,1733,1622,1628,1834 / 3234,2433,2534 / 1985...1991, Stationary engine 1735,2235,2535,2635,2435, 3335,O 303 1985</p>	<b>P533 221 000</b> <b>P533 221 300</b>	STD -0,30	STD STD	<b>R533 221 000</b> <b>R533 221 000</b>	<b>S533 221 000</b> <b>S533 221 300</b>	<b>L181 232 000</b> <b>L181 233 000</b> <b>L181 233 001</b>	<b>K533 221 000</b> <b>K533 221 001</b> <b>K533 221 002</b>
	ST : 81,35 TB : 126,35 ØH : 66,30 Hz : -27,50 -22,30 Hx/y : -3,00 1,50 ØV : Vz : T1 : 18,15	 <p>46,00 x 105,00 x 23,00</p>	<b>R16</b>  3,00 TR6° <b>R26</b>  3,00 SR <b>R35</b>  4,00 SR	<b>C533 144 380</b> 2x144*3,8 <b>C533 140 190</b> 1x140*1,9 <b>C533 140 190</b> 2x140*1,9 <b>C533 144 380</b> 2x144*3,8	Montaj Yüksekliği + 0,07 / + 0,43		

**MERCEDES-BENZ P533 222 Ø128,00**




 <p><b>Ø128</b></p> <p>RC,EP,YP,T</p> <p>6</p> <p>Diesel Engine :  <b>OM 447 HLA, Euro</b>  <b>2</b>  <b>903, 907-707, 970 -</b>  <b>979, 988, 990 -</b>  <b>994, 996, 998, 999</b>                      R 6, 11970 cm³, 300 kW (408 PS), 17,25:1 Turbo, LLK,                      Stationary engine Marine engine Bus O 405 - O 407 - O 408 1993... 1994...</p>	<b>P533 222 000</b> <b>P533 222 300</b>	STD -0,30	STD STD	<b>R533 222 000</b> <b>R533 222 000</b>	<b>S533 222 000</b> <b>S533 222 300</b>	<b>L181 234 000</b>	<b>K533 222 000</b>
	ST : 89,93 TB : 139,93 ØH : 75,15 Hz : -23,88 -10,00 Hx/y : -3,00 -1,20 ØV : Vz : T1 : 23,90	 <p>46,00 x 105,00 x 23,00</p>	<b>R16</b>  3,00 TR6° <b>R26</b>  3,00 SR <b>R35</b>  4,00 SR.R	<b>C533 140 190</b> 1x140*1,90 <b>C533 144 380</b> 2x144*3,8	Montaj Yüksekliği + 0,07 / +0,43		








MERCEDES-BENZ		P533 223				Ø128,00		
 <b>Ø128</b>	<b>P533 223 000</b>	STD	STD	<b>R533 223 000</b>	<b>S533 223 000</b>			
	<b>ST :</b> 89,93 <b>TB :</b> 139,93 <b>ØH :</b> 75,15 <b>H<sub>z</sub> :</b> -23,88    -10,00 <b>H<sub>x/y</sub> :</b> -3,00    -1,20 <b>ØV :</b> <b>V<sub>z</sub> :</b> <b>T1 :</b> 24,10			<b>R16</b>  3,50 TR15° <b>R06</b>  3,00 SR <b>R35</b>  5,00 SR.R				
 46,00 x 105,00 x 23,00								Montaj Yüksekliği

MERCEDES-BENZ		P533 224				Ø128,00		
 <b>Ø128</b> RC,EP 5/6 Diesel Engine: <b>OM 447 900/-000,</b> <b>901/-200, 905 - 908,</b> <b>910 - 912</b> <b>OM 466 900 - 005</b> <b>OM 475 907-505, 907</b> <b>-506, 982</b> <b>OM 476 916, 916</b> <b>-405, 916-406, 917 /</b> <b>OM 485 980 (BRA)</b>	<b>P533 224 000</b>	STD	STD	<b>R533 224 000</b>	<b>S533 224 000</b>	<b>L181 235 000</b>	<b>K533 224 000</b>	
	<b>P533 224 300</b>	-0,30	STD	<b>R533 224 000</b>	<b>S533 224 300</b>	<b>L181 235 001</b>	<b>K533 224 001</b>	
<b>ST :</b> 90,00 <b>TB :</b> 140,00 <b>ØH :</b> 59,70 <b>H<sub>z</sub> :</b> -30,00 <b>H<sub>x/y</sub> :</b> <b>ØV :</b> <b>V<sub>z</sub> :</b> <b>T1 :</b>			<b>R16</b>  3,00 TR15° <b>R26</b>  3,00 SR <b>R35</b>  4,00 SR.R				Montaj Yüksekliği	
 46,00 x 99,00 x 21,00								



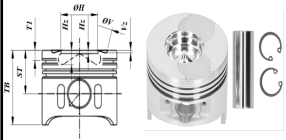


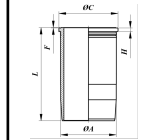







MERCEDES-BENZ				P533 225				Ø128,00	
 <p><b>Ø128</b></p> <p>RC,YP,S 6/8/10/12</p> <p>Diesel Engine: <b>OM 421</b> <b>A.901, 951</b> <b>OM 422</b> <b>A.901,951,952,954, 956</b> V6 Diesel, 14618 cc, 184-390 kW (250-530 PS) 16,25:1 Turbo <b>OM 422</b> <b>LA.901,953,955,959</b> V8 Diesel, 14618 cc, 184-390 kW (250-530 PS) 16,25:1 Turbo, LLK 1638, 1644, 1938, 2238, 2244, 2638 <b>OM 423 A.901</b> V10 Diesel, 18273 cc, 184-390 kW (250-530</p>	<b>P533 225 000</b>	STD	STD	<b>R533 225 000</b>	<b>S533 225 000</b>	<b>L181 236 000</b> <b>L181 236 001</b> <b>L181 236 002</b>		<b>K533 225 000</b> <b>K533 225 001</b> <b>K533 225 002</b>	
	<p>ST : 81,35</p> <p>TB : 126,35</p> <p>ØH : 70,00</p> <p>Hz : -25,40</p> <p>Hx/y : -3,00 0,00</p> <p>ØV :</p> <p>Vz :</p> <p>T1 : 21,45</p>	<p><b>R16</b>  3,00 TR6°</p> <p><b>R26</b>  3,00 SR</p> <p><b>R35</b>  4,00 SR.R</p>						<p>Montaj Yüksekliği</p> <p><b>C533 144 380</b> 2x144*3,8</p> <p><b>C533 140 190</b> 1x140*1,9</p> <p>+ 0,07 / + 0,43</p>	
 <p>46,00 x 105,00 x 22,00</p>									

MERCEDES-BENZ				P533 226				Ø128,00	
 <p><b>Ø128</b></p> <p>RC,OCP,EP,YP,T 6/8/10</p> <p>Diesel Engine: <b>OM 441 LA Euro 1</b> <b>980/986/989/993</b> <b>/ OM 442 LA Euro 1 / OM 443 LA, Euro 1</b> 10960 cc 250 kW (340 PS) 16,75:1 Turbo intercooler 1234,1733,1834,2433,2534,3234,0404 1991-... 14618 cc 320 kW (435 PS) 16,75:1 Turbo intercooler 1750,1838,1844,1850,1948,2044,2050,2448,2538,2544,2550,2635,2638,2644,2648,2650,3244,3250,3538,3548,3550,4850,0404, Actros 1844,2044,2544 Actros 1853,2550 1992-...</p>	<b>P533 226 000</b>	STD	STD	<b>R533 226 000</b>	<b>S533 226 000</b>	<b>L181 237 000</b>		<b>K533 226 000</b>	
	<b>P533 226 200</b>	-0,25	STD	<b>R533 226 000</b>	<b>S533 226 200</b>	<b>L181 237 001</b>		<b>K533 226 001</b>	
<b>P533 226 300</b>	-0,30	STD	<b>R533 226 000</b>	<b>S533 226 300</b>					
<p>ST : 81,35</p> <p>TB : 126,35</p> <p>ØH : 66,90</p> <p>Hz : -24,30</p> <p>Hx/y : -3,00 -1,50</p> <p>ØV :</p> <p>Vz :</p> <p>T1 : 18,50</p>	<p><b>R16</b>  3,00 TR6°</p> <p><b>R10</b>  3,00 SR</p> <p><b>R35</b>  4,00 SR.R</p>						<p>Montaj Yüksekliği</p> <p><b>C533 144 380</b> 2x144*3,8</p> <p><b>C533 140 190</b> 1x140*1,9</p> <p>+ 0,17 / + 0,53</p>		
 <p>46,00 x 105,00 x 22,00</p>									









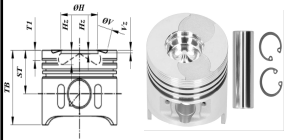


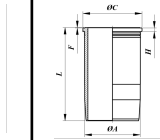







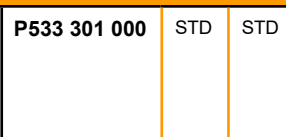
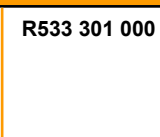
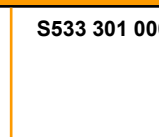
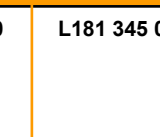

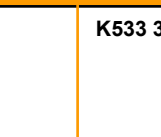






**MERCEDES-BENZ P533 229 Ø128,00**

     	<b>P533 229 000</b> STD STD <b>P533 229 300</b> -0,30 STD	<b>R533 229 000</b> <b>R533 229 000</b>	<b>S533 229 000</b> <b>S533 229 300</b>	<b>L181 239 000</b> <b>L181 239 001</b>	<b>K533 229 000</b> <b>K533 229 001</b>
	 <p><b>Ø128</b> RC,OCP,YP,T 6 Diesel Engine : <b>OM 457 LA Euro 2</b> <b>OM 457 Euro 2/3</b> <b>933 - 946, 949</b> 11970 ccm 185-220-260 kw (252 -299-354 Ps) 17,75:1 Turbo, LLK, Citaro, O 415 O 530 O 580</p>	ST : 90,05 TB : 140,05 ØH : 89,50 Hz : -18,00 -7,00 Hx/y : 0,00 0,00 ØV : Vz : T1 : 13,00	<b>R16</b>  3,00 TR6° <b>R26</b>  3,00 SR <b>R35</b>  4,00 SR.R	C533 144 700 2x144*154*7 <b>Shim</b>	Montaj Yüksekliği
 <p>52,00 x 103,00 x 23,00</p>					






**MERCEDES-BENZ P533 230 Ø128,00**

 <p><b>Ø128</b> RC,OCP,YP,T 6/8/10 Diesel Engine: <b>OM 441 LA Euro 2</b> 10964 cc 180-250 Kw (245-340 Ps) 17,25:1 Turbo, Intercooler / 1234,1424,1427,1733,1824,1831,1834,2024,2031,2524,2527,2531,2631,3233,3234,3534, <b>OM 442 LA Euro 2</b> 14618 cc 320-390 Kw (435-530 Ps) 17,25:1 Turbo, Intercooler / 835,1838,1844,1850,1853,2038,2044,2050,2538,2544,2550,2553,2629,2638,2644,2650,2653,3238,3244,3253,3538,3544,3550,3553,4838,4844,4853, O 404 1995-... Actros 1844,1853,2044,2535,2544,2550 1985-2000</p>	<b>P533 230 000</b> STD STD <b>P533 230 200</b> -0,20 STD	<b>R533 230 000</b> <b>R533 230 000</b>	<b>S533 230 000</b> <b>S533 230 200</b>	<b>L181 240 000</b> <b>L181 240 001</b>	<b>K533 230 000</b> <b>K533 230 001</b>
	 <p>ST : 81,35                  TB : 126,35                  ØH : 72,50                  Hz : -24,00 -10,00                  Hx/y : -3,00 -2,00                  ØV :                  Vz :                  T1 : 18,35</p>	<b>R16</b>  3,00 TR6° <b>R10</b>  3,00 SR <b>R35</b>  4,00 SR.R	C533 144 380 2x144*3,8 <b>C533 140 190</b> 1x140*1,90 <b>C533 140 190</b> 2x140*1,90 <b>C533 144 380</b> 2x144*3,8	Montaj Yüksekliği - 0,07 / + 0,43	
 <p>46,00 x 105,00 x 22,00</p>					






MERCEDES-BENZ		P533 231				Ø128,00		
     	<b>P533 231 000</b> STD STD <b>R533 231 000</b> <b>S533 231 000</b> <b>L181 241 000</b> <b>K533 231 000</b>							
	<b>P533 231 200</b> -0,20 STD <b>R533 231 000</b> <b>S533 231 200</b> <b>P533 231 400</b> -0,40 STD <b>R533 231 000</b> <b>S533 231 400</b> <b>P533 231 600</b> -0,60 STD <b>R533 231 000</b> <b>S533 231 600</b>							
 <p><b>Ø128</b></p> <p>RC,OCP,BB,YP,T 6</p> <p>Diesel Engine : <b>OM 457.948,950 - 954,957,959,961,96</b>  <b>4 - 969 Euro 4, (OM 457 HLA, LA)</b>  <b>OM 460 Euro4/5</b>                      R 6 Diesel, 11967 cc 260-265 -295-315 kw (349-360-401-422 (Ps)                      Axor 1836LS, Axor 1840LS, Axor 2640CL, Axor 3240C, Axor 3340K, Axor 4140B, Capacity, Conecto, Turismo 15RHD, Travego 155SH 2007-...</p>	<p>ST : 85,00</p> <p>TB : 135,00</p> <p>ØH : 87,00</p> <p>Hz : -17,70 -5,90</p> <p>Hx/y : 0,00 0,00</p> <p>ØV :</p> <p>Vz :</p> <p>T1 : 15,35</p>	<p><b>R17</b>  3,00 TR6°</p> <p><b>R10</b>  3,00 SR</p> <p><b>R35</b>  4,00 SR.R</p>	<p><b>C533 144 700</b> 2x144*154*7</p> <p><b>C533 132 390</b> 1132,51374</p>	<p>Montaj Yüksekliği</p> <p>+ 0,85 / + 0,71</p>				
 <p>52,00 x 103,00 x 23,00</p>								
MERCEDES-BENZ		P533 301				Ø130,00		
     	<b>P533 301 000</b> STD STD <b>R533 301 000</b> <b>S533 301 000</b> <b>L181 345 000</b> <b>K533 301 000</b>							
	<b>OM 941.991 Euro2/3</b> 260-315 kW, 354-428 HP <b>OM 942.991</b> 448-480 kW, 609-653 HP <b>OM 942.992</b> 330-420 kW, 449-571 HP	<p>ST : 78,55</p> <p>TB : 119,55</p> <p>ØH : 110,00</p> <p>Hz : -15,00 -3,00</p> <p>Hx/y : 0,00 0,00</p> <p>ØV :</p> <p>Vz :</p> <p>T1 : 15,50</p>	<p><b>R17</b>  3,00 TR6°</p> <p><b>R10</b>  3,00 SR</p> <p><b>R35</b>  4,00 SR.R</p>	<p><b>C533 144 700</b> 2x144*154*7</p> <p><b>C533 132 390</b> 1132,51374</p>	<p>Montaj Yüksekliği</p> <p>+ 0,85 / + 0,71</p>			
 <p>52,00 x 103,00 x 23,00</p>								



MERCEDES-BENZ P533 302 Ø130,00

 <p><b>Ø130</b> RC,EP,YP,T 6/8/10/12 Diesel Engine : <b>OM 441</b> 905/906/907/908/90 9/911/912/913/914/ 915/916/917/918/91 9/920/923/924/925/ 926/927 V 6, 11309 cm³, 150 - 165 kW (204 - 224 PS), 17,2:1 / 1722, 1622, O 303, 1922, / 2222, 2422 1988... <b>OM 442 440.909,</b> <b>900, 905 - 911, /</b> <b>OM 443 900 /</b> <b>OM 443 905 /</b> <b>OM 444</b> V 8, 15080 cm³, 195 kW (265 PS), 16,9:1 stroke 142mm, Stationary engine 01/1965...</p>	<p><b>P533 302 000</b> STD STD <b>P533 302 300</b> -0,30 STD</p>	<p><b>R533 302 000</b> <b>R533 302 000</b></p>	<p><b>S533 302 000</b> <b>S533 302 300</b></p>	<p><b>L181 343 000</b> <b>L181 343 001</b></p>	<p><b>K533 302 000</b> <b>K533 302 001</b></p>
	<p>ST : 81,35 TB : 126,35 ØH : 60,50 Hz : -27,20 Hx/y : -3,00 -1,40 ØV : Vz : T1 : 21,25</p>  <p>46,00 x 99,00 x 21,00</p>	<p><b>R01</b>  3,00 SR <b>R25</b>  3,00 SR <b>R35</b>  4,00 SR.R</p>	<p><b>C533 140 190</b> 1x140*1,90 <b>C533 144 380</b> 2x144*3,8</p>	<p>Montaj Yüksekliği + 0,07 / + 0,43</p>	

MERCEDES-BENZ P533 303 Ø130,00

 <p><b>Ø130</b> RC,OCP 6/8 Diesel Engine: <b>OM 941.921 / 929 /</b> <b>930 / 940 / 960 / 970 /</b> <b>980 / 981 / 990</b> <b>( OM 501 LA Euro 2</b> <b>/ OM 541 LA 920</b> <b>-927 Euro 2 )</b> 1831, 1835, 1939, Actros 1840, 1843 2531, 2535, 2539, 2543 1996-.... Actros 1831, 1835, 1839, 1840, 1843, 2531, 2535, 2539, 2543 1996-.... <b>OM 942.900 / 910 /</b> <b>911 / 912 / 925 / 930 /</b> <b>960 / 967 / 970 / 980 /</b> <b>990 ( OM 502 LA</b> <b>Euro 2 / OM</b> <b>542 LA )</b> 1848, 1853, 2548, 2553 1996-.... / 920-922-925 Euro 2 / 1848, 1853, 2548, 2553 1996-....</p>	<p><b>P533 303 000</b> STD STD <b>P533 303 300</b> -0,30 STD</p>	<p><b>R533 303 000</b> <b>R533 303 000</b></p>	<p><b>S533 303 000</b> <b>S533 303 300</b></p>	<p><b>L181 344 000</b> <b>L181 344 001</b></p>	<p><b>K533 303 000</b> <b>K533 303 001</b></p>
	<p>ST : 78,65 TB : 119,55 ØH : 88,50 Hz : -18,20 -6,15 Hx/y : 0,00 0,00 ØV : Vz : T1 : 12,55</p>  <p>52,00 x 103,00 x 23,00</p>	<p><b>R17</b>  3,00 TR6° <b>R10</b>  3,00 SR <b>R35</b>  4,00 SR.R</p>	<p><b>C533 149 700</b> 2149158,67 <b>C533 149 700</b> 2149158,67</p>	<p>Montaj Yüksekliği + 0,27 / + 0,61</p>	










MERCEDES-BENZ		P533 304				Ø130,00		
 <p><b>Ø130</b></p> <p>RC,OCP,BB,YP,T 6/8</p> <p>Diesel Engine: <b>OM 501 LA Euro 3 / OM 502 LA Euro 3 / OM 521 LA 940 Euro 2 / OM 521 LA 940 Euro 3 / OM 541 LA 920/926/940/941 Euro 2 / OM 541 LA 920/928/940/947 Euro 3 / OM 542 LA 920/926/940/943/956/957 Euro 3 / OM 941/910/921/923/92</b></p>	<b>P533 304 000</b> <b>P533 304 200</b>	STD -0,20	STD STD	<b>R533 304 000</b> <b>R533 304 000</b>	<b>S533 304 000</b> <b>S533 304 200</b>	<b>L181 344 000</b> <b>L181 344 001</b> <b>L181 344 002</b>		<b>K533 304 000</b> <b>K533 304 001</b> <b>K533 304 002</b>
	ST : 78,35 TB : 119,35 ØH : 92,80 Hz : -16,25    -6,00 Hx/y : 0,00    0,00 ØV : Vz : T1 : 12,40	 52,00 x 103,00 x 23,00	<b>R17</b>  3,00 TR6° <b>R10</b>  3,00 SR <b>R35</b>  4,00 SR.R	<b>C533 149 700</b> 2149158,67 <b>C533 149 700</b> 1 Ad. Shim <b>C533 149 700</b> 2149158,67 <b>C533 149 700</b> 1 Ad. Shim	Montaj Yüksekliği + 0,27 / +0,61			






MERCEDES-BENZ		P533 305				Ø130,00		
 <p><b>Ø130</b></p> <p>RC,OCP 6/8</p> <p>Diesel Engine: <b>See: 150 K06600</b></p> <p><b>Without Pin Bushing</b></p>	<b>P533 305 000</b> <b>P533 305 200</b>	STD -0,20	STD STD	<b>R533 305 000</b> <b>R533 305 000</b>	<b>S533 305 000</b> <b>S533 305 200</b>	<b>L181 344 000</b> <b>L181 344 001</b>		<b>K533 305 000</b> <b>K533 305 001</b>
	ST : 78,35 TB : 119,35 ØH : 92,80 Hz : -16,25    -6,00 Hx/y : 0,00    0,00 ØV : Vz : T1 : 12,40	 52,00 x 103,00 x 23,00	<b>R17</b>  3,00 TR6° <b>R10</b>  3,00 SR <b>R35</b>  4,00 SR.R	Montaj Yüksekliği				



MERCEDES-BENZ P533 306 Ø130,00

 <p><b>Ø130</b> RC,OCP,BB 6/8 Diesel Engine: <b>OM 521 Euro2 940 -950-91 / OM 522 Euro2 940-943 -950 / OM 541 Euro2 920-928-949 OM 541 Euro2/3 940-948-950-952 / OM 542 Euro2 920-926-956-957 OM 542 Euro2/3 940-945-947-948 / OM 941 Euro2/3 900-910-920-921 -929-930-940-960 -970-980-990 OM 942.967 Euro2/3 900-910 -912-925-930-960 -967-970-980-990</b></p>	<p><b>P533 306 000</b> STD STD <b>P533 306 300</b> -0,30 STD</p>	<p><b>R533 306 000</b> <b>R533 306 000</b></p>	<p><b>S533 306 000</b> <b>S533 306 300</b></p>	<p><b>L181 344 000</b> <b>L181 344 001</b> <b>L181 344 002</b></p>	<p><b>K533 306 000</b> <b>K533 306 001</b> <b>K533 306 002</b></p>
	<p>ST : 78,55 TB : 123,55 ØH : 92,80 Hz : -16,50 -5,90 Hx/y : 0,00 0,00 ØV : Vz : T1 : 12,25</p>	<p><b>R16</b>  3,00 TR6° <b>R06</b>  3,00 SR <b>R35</b>  4,00 SR.R</p>	<p>52,00 x 103,00 x 23,00</p> 	<p>Montaj Yüksekliği</p>	






MERCEDES-BENZ P533 307 Ø130,00






 <p><b>Ø130</b> RC,OCP 6/8 Diesel Engine: <b>See : 150 K08600</b>  <b>Without Pin Bushing</b></p>	<p><b>P533 307 000</b> STD STD <b>P533 307 300</b> -0,30 STD</p>	<p><b>R533 307 000</b> <b>R533 307 000</b></p>	<p><b>S533 307 000</b> <b>S533 307 300</b></p>	<p><b>L181 344 000</b> <b>L181 344 001</b></p>	<p><b>K533 307 000</b> <b>K533 307 001</b></p>
	<p>ST : 78,55 TB : 123,55 ØH : 92,80 Hz : -16,50 -5,90 Hx/y : 0,00 0,00 ØV : Vz : T1 : 12,25</p>	<p><b>R16</b>  3,00 TR6° <b>R10</b>  3,00 SR.R <b>R35</b>  4,00 SR.R</p>	<p>52,00 x 103,00 x 23,00</p> 	<p>Montaj Yüksekliği</p>	














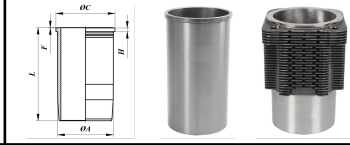











MERCEDES-BENZ		P533 312				Ø135,00		
 <b>Ø135</b>	<b>P533 312 000</b>	STD	STD	<b>R533 312 000</b>	<b>S533 312 000</b>			
	<b>ST :</b> 77,20 <b>TB :</b> 118,00 <b>ØH :</b> 116,00 <b>Hz :</b> -16,00    -8,50 <b>Hx/y :</b> 0,00    0,00 <b>ØV :</b> <b>Vz :</b> <b>T1 :</b> 16,50			<b>R16</b>  3,50 TR6° <b>R06</b>  3,00 SR.R <b>R35</b>  4,00 SR.R				
	 52,00 x 103,00 x 23,00							Montaj Yüksekliği

MITSUBISHI		P546 701				Ø72,00	
 <b>Ø72</b>  <b>SMART 1.0</b> <b>M 132 E 10</b> <b>M 132 E 10 AL</b> <b>3 B 21</b> 45-62 kW 61-84 PS	<b>P546 701 000</b>	STD	STD	<b>R546 701 000</b>	<b>S546 701 000</b>		
	<b>P546 701 025</b>	STD	+0,25	<b>R546 701 025</b>	<b>S546 701 025</b>		
	<b>P546 701 050</b>	STD	+0,50	<b>R546 701 050</b>	<b>S546 701 050</b>		
<b>ST :</b> 30,56 <b>TB :</b> 51,56 <b>ØH :</b> 92,60 <b>Hz :</b> -5,60 <b>Hx/y :</b> 0,00    0,00 <b>ØV :</b> 30,00    30,00 <b>Vz :</b> -6,00    -6,00 <b>T1 :</b> 41,85			<b>R02</b>  1,00 SR <b>R21</b>  1,20 SR <b>R38</b>  2,00 SR				Montaj Yüksekliği
 18,00 x 56,00 x 11,00							





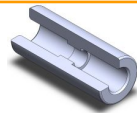







MITSUBISHI		P546 702				Ø78,00		
 <b>Ø78</b>	<b>P546 702 000</b> <b>P546 702 050</b> <b>P546 702 001</b>	STD STD STD	STD +0,50 +1,00	<b>R546 702 000</b> <b>R546 702 050</b> <b>R546 702 001</b>	<b>S546 702 000</b> <b>S546 702 050</b> <b>S546 702 001</b>			
	ST : 39,60 TB : 72,60 ØH : Hz : -2,50 Hx/y : ØV : Vz : T1 : 10,50	<b>R13</b>  2,60 ETR7° <b>R04</b>  2,00 SR <b>R32</b>  4,00 SR.R						
 23,00 x 65,00 x 11,50								

MITSUBISHI		P546 801				Ø86,00		
 <b>Ø86</b> RC,OCP,EP,T,YP Diesel Engine: L 200 <b>4N15 Euro VI</b> 4 Cyl. 2442cc 113 kW-154 PS 2015...-	<b>P546 801 000</b> <b>P546 801 050</b>	STD STD	STD +0,50	<b>R546 801 000</b> <b>R546 801 050</b>	<b>S546 801 000</b> <b>S546 801 050</b>			
	ST : 47,80 TB : 71,50 ØH : 50,40 Hz : -16,55    -5,80 Hx/y : 0,00    0,00 ØV : 33,00    33,00 Vz : -1,60    -1,60 T1 : 11,50	<b>R11</b>  2,00 ETR6° <b>R06</b>  1,75 SR <b>R35</b>  2,00 SR						
 32,00 x 70,00 x 17,00								

									
<b>MITSUBISHI</b>		<b>P546 901</b>				<b>Ø91,10</b>			
 <p><b>Ø91,1</b></p> <p>RC,OCP,SP,T 4</p> <p><b>Diesel Engine :</b> Montero 2.5 TDI, Pajero 2.5 TDI, L200 Magnum <b>4D56T</b> 2477cc, Turbocharged Diesel..... May 1994... V24-V44</p>	<b>P546 901 000</b>	STD	STD	<b>R546 901 000</b>	<b>S546 901 000</b>				
	<b>P546 901 050</b>	STD	+0,50	<b>R546 901 050</b>	<b>S546 901 050</b>				
	<b>P546 901 001</b>	STD	+1,00	<b>R546 901 001</b>	<b>S546 901 001</b>				
	<b>ST :</b> 48,70 <b>TB :</b> 88,70 <b>ØH :</b> 28,00 <b>Hz :</b> -1,40    -2,70 <b>Hx/y :</b> <b>ØV :</b> <b>Vz :</b> <b>T1 :</b> 15,70			<b>R13</b>  2,50 ETR7° <b>R13</b>  2,00 ETR7° <b>R35</b>  4,00 SR					
	 <p>29,00 x 75,00 x 16,00</p>								<b>Montaj Yüksekliği</b> 1,45 mm conta ile 0,56 / 0,62 1,50 mm conta ile 0,62 / 0,68 1,55 mm conta ile 0,68 / 0,74
<b>MITSUBISHI</b>		<b>P546 902</b>				<b>Ø91,10</b>			
 <p><b>Ø91,1</b></p> <p>RC,OCP,SP,T 4</p> <p><b>Diesel Engine :</b> Montero 2.5 TDI, Pajero 2.5 TDI <b>4D56T</b> 2477cc, Turbocharged Diesel..... May 1994... V24-V44</p>	<b>P546 902 000</b>	STD	STD	<b>R546 902 000</b>	<b>S546 902 000</b>				
	<b>P546 902 050</b>	STD	+0,50	<b>R546 902 050</b>	<b>S546 902 050</b>				
	<b>P546 902 001</b>	STD	+1,00	<b>R546 902 001</b>	<b>S546 902 001</b>				
	<b>ST :</b> 48,70 <b>TB :</b> 88,70 <b>ØH :</b> 28,00 <b>Hz :</b> -1,40    -2,70 <b>Hx/y :</b> <b>ØV :</b> <b>Vz :</b> <b>T1 :</b> 15,70			<b>R13</b>  2,50 ETR7° <b>R13</b>  2,00 ETR7° <b>R35</b>  4,00 SR					
	 <p>29,00 x 75,00 x 16,00</p>								<b>Montaj Yüksekliği</b> 1,45 mm conta ile 0,56 / 0,62 1,50 mm conta ile 0,62 / 0,68 1,55 mm conta ile 0,68 / 0,74













mitsubishi		P546 903				Ø91,10		
 <p><b>Ø91,1</b></p> <p>RC,OCP,EP,T 4</p> <p><b>Diesel Engine :</b> <b>4D56 DI-D</b> 2477 cc. Pajero 2.5 Tdi - Montero 2.5 Tdi 06/1994</p>	<p><b>P546 903 000</b></p> <p><b>P546 903 050</b></p> <p><b>P546 903 001</b></p>	<p>STD</p> <p>STD</p> <p>STD</p>	<p>STD</p> <p>+0,50</p> <p>+1,00</p>	<p><b>R546 903 000</b></p> <p><b>R546 903 050</b></p> <p><b>R546 903 001</b></p>	<p><b>S546 903 000</b></p> <p><b>S546 903 050</b></p> <p><b>S546 903 001</b></p>			
	<p>ST : 48,80</p> <p>TB : 78,70</p> <p>ØH :</p> <p>H<sub>z</sub> : -1,60</p> <p>Hx/y :</p> <p>ØV :</p> <p>Vz :</p> <p>T1 : 13,00</p>	<p><b>R13</b>  2,56 ETR7, 5°</p> <p><b>R13</b>  2,00 ETR7°</p> <p><b>R35</b>  4,00 SR</p>						
	 <p>32,00 x 74,50 x 18,00</p>							

mitsubishi		P546 904				Ø91,10		
 <p><b>Ø91,1</b></p> <p>RC,OCP,EP,T 4</p> <p><b>Diesel Engine :</b> <b>4D56 DI-D</b> 2477 cc. Pajero 2.5 Tdi - Montero 2.5 Tdi 06/1994</p>	<p><b>P546 904 000</b></p> <p><b>P546 904 050</b></p> <p><b>P546 904 001</b></p>	<p>STD</p> <p>STD</p> <p>STD</p>	<p>STD</p> <p>+0,50</p> <p>+1,00</p>	<p><b>R546 904 000</b></p> <p><b>R546 904 050</b></p> <p><b>R546 904 001</b></p>	<p><b>S546 904 000</b></p> <p><b>S546 904 050</b></p> <p><b>S546 904 001</b></p>			
	<p>ST : 48,80</p> <p>TB : 78,70</p> <p>ØH :</p> <p>H<sub>z</sub> : -1,60</p> <p>Hx/y :</p> <p>ØV :</p> <p>Vz :</p> <p>T1 : 13,00</p>	<p><b>R13</b>  2,50 ETR7°</p> <p><b>R13</b>  2,00 ETR7°</p> <p><b>R35</b>  4,00 SR</p>						<p><b>Montaj Yüksekliği</b></p> <p>1,45 mm conta ile 0,56 / 0,62 1,50 mm conta ile 0,62 / 0,68 1,55 mm conta ile 0,68 / 0,74</p>
	 <p>32,00 x 74,50 x 18,00</p>							


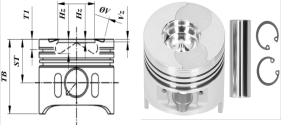
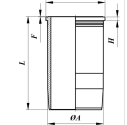




















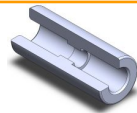
MITSUBISHI		P546 905				Ø91,10		
 <p><b>Ø91,1</b></p> <p>SP, T 4</p> <p>Diesel Engine : Colt, L300, Pajero, Montero, Canter, Glant A 167, Glant Sapporo</p> <p><b>4 D 55T</b> 4 Cyl. 2477cc 55 Kw (72 Ps) 21;1 1986 - 2000</p>	<b>P546 905 000</b>	STD	STD	<b>R546 905 000</b>	<b>S546 905 000</b>	<b>L370 912 000</b>	STD	<b>K546 905 000</b>
	<b>P546 905 050</b>	STD	+0,50	<b>R546 905 050</b>	<b>S546 905 050</b>	<b>L370 912 001</b>	Ø A : ,5	<b>K546 905 001</b>
	<b>P546 905 200</b>	-0,20	STD	<b>R546 905 000</b>	<b>S546 905 200</b>	<b>L370 912 002</b>	Ø A : ,5	<b>K546 905 002</b>
	<b>P546 905 250</b>	-0,20	+0,50	<b>R546 905 050</b>	<b>S546 905 250</b>	<b>L370 912 003</b>	Ø A : ,5	<b>K546 905 003</b>
						<b>L370 913 004</b>	Ø A : 1	<b>K546 905 004</b>
	<b>ST :</b> 48,70 <b>TB :</b> 88,70 <b>ØH :</b> <b>Hx :</b> -3,10    -0,30 <b>Hx/y :</b> <b>ØV :</b> 36,50    42,50 <b>Vz :</b> -2,70    -2,40 <b>T1 :</b> 16,50		<b>R01</b>  2,50 SR <b>R06</b>  2,00 SR <b>R35</b>  4,00 SR		<b>Type :</b> DS <b>Coating :</b> <b>Ø A :</b> 94,130 <b>Ø C :</b> <b>H :</b> <b>L :</b> 164,50 <b>F :</b>		<b>Montaj Yüksekliği</b> 1,35 mm conta ile 0,55 / 0,61 1,40 mm conta ile 0,62 / 0,67 1,45 mm conta ile 0,68 / 0,75	
 29,00 x 75,00 x 16,00								





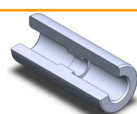
MITSUBISHI		P546 906				Ø91,10		
 <p><b>Ø91,1</b></p> <p>SP, T 4</p> <p>Diesel Engine : L300 New Type</p> <p><b>4 D 56</b> 4 Cyl. 2477cc 54 Kw (72 Ps) 1998-...</p>	<b>P546 906 000</b>	STD	STD	<b>R546 906 000</b>	<b>S546 906 000</b>	<b>L370 912 000</b>	STD	<b>K546 906 000</b>
	<b>P546 906 050</b>	STD	+0,50	<b>R546 906 050</b>	<b>S546 906 050</b>	<b>L370 912 001</b>	Ø A : ,5	<b>K546 906 001</b>
	<b>P546 906 200</b>	-0,20	STD	<b>R546 906 000</b>	<b>S546 906 200</b>	<b>L370 912 002</b>	Ø A : ,5	<b>K546 906 002</b>
	<b>P546 906 250</b>	-0,20	+0,50	<b>R546 906 050</b>	<b>S546 906 250</b>	<b>L370 912 003</b>	Ø A : ,5	<b>K546 906 003</b>
						<b>L370 913 004</b>	Ø A : 1	<b>K546 906 004</b>
	<b>ST :</b> 48,70 <b>TB :</b> 88,70 <b>ØH :</b> 28,00 <b>Hx :</b> -1,50    -2,70 <b>Hx/y :</b> <b>ØV :</b> <b>Vz :</b> <b>T1 :</b> 16,50		<b>R01</b>  2,50 SR <b>R06</b>  2,00 SR <b>R35</b>  4,00 SR		<b>Type :</b> DS <b>Coating :</b> <b>Ø A :</b> 94,130 <b>Ø C :</b> <b>H :</b> <b>L :</b> 164,50 <b>F :</b>		<b>Montaj Yüksekliği</b> 1,35 mm conta ile 0,55 / 0,61 1,40 mm conta ile 0,62 / 0,67 1,45 mm conta ile 0,68 / 0,75	
 29,00 x 75,00 x 16,00								



											
MITSUBISHI		P546 909				Ø91,10					
 <p><b>Ø91,1</b></p> <p>RC,OCP,EP,T</p> <p>4</p> <p><b>Diesel Engine : DI-D L200</b></p> <p><b>4D56 TDI Euro 4</b></p> <p><b>C. Rail</b></p> <p>4 Cyl. 2477 cc. 85/100/123 kW (115/136/167 Ps) DI-D</p>	<b>P546 909 000</b> <b>P546 909 050</b>	STD STD	STD +0,50	<b>R546 909 000</b> <b>R546 909 050</b>	<b>S546 909 000</b> <b>S546 909 050</b>						
	ST : 48,25 TB : 78,25 ØH : 44,00 Hz : -18,90    -4,00 Hx/y : 0,00    0,00 ØV : 32,00    32,00 Vz : -2,00    -2,00 T1 : 13,00	 <p>32,00 x 75,00 x 19,00</p>	<b>R11</b>  2,50 ETR7° <b>R11</b>  2,00 ETR7° <b>R35</b>  4,00 SR	<b>Montaj Yüksekliği</b> 0,95mm conta ile 0,25 / 0,30 1,00mm conta ile 0,30 / 0,40 1,05mm conta ile 0,40 / 0,45							
MITSUBISHI		P546 910				Ø91,10					
 <p><b>Ø91,1</b></p> <p>RC,OCP,EP,T</p> <p>4</p> <p><b>Diesel Engine : DI-D L200</b></p> <p><b>4D56 TDI Euro 4</b></p> <p><b>C. Rail</b></p> <p>4 Cyl. 2477 cc. 85/100/123 kW (115/136/167 Ps)</p>	<b>P546 910 000</b> <b>P546 910 050</b>	STD STD	STD +0,50	<b>R546 910 000</b> <b>R546 910 050</b>	<b>S546 910 000</b> <b>S546 910 050</b>	<b>L546 901 000</b>	STD	<b>K546 910 000</b>			
	ST : 48,25 TB : 78,25 ØH : 44,00 Hz : -18,90    -4,00 Hx/y : 0,00    0,00 ØV : 32,00    32,00 Vz : -2,00    -2,00 T1 : 13,00	 <p>32,00 x 75,00 x 19,00</p>	<b>R11</b>  2,50 ETR7° <b>R11</b>  2,00 ETR7° <b>R35</b>  4,00 SR	<b>Montaj Yüksekliği</b> 0,95mm conta ile 0,25 / 0,30 1,00mm conta ile 0,30 / 0,40 1,05mm conta ile 0,40 / 0,45							





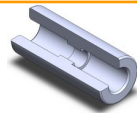


MITSUBISHI		P546 911				Ø94,00					
 <p><b>Ø94</b></p> <p>RC,SP</p> <p><b>Diesel Engine :</b> <b>S4S</b> Construction Machinery</p>	<b>P546 911 000</b>	STD	STD	<b>R546 911 000</b>	<b>S546 911 000</b>						
									ST : 55,35 TB : 90,35 ØH : 55,00 Hz : -18,35    -14,35 Hx/y : 3,50    4,25 ØV : Vz : T1 : 14,35	R11  2,50 ETR7° R06  2,00 SR R35  4,50 SR	Montaj Yüksekliği
									 <p>30,00 x 77,00 x 17,00</p>		






MITSUBISHI		P546 912				Ø94,00					
 <p><b>Ø94</b></p> <p>RC,SP</p> <p><b>Diesel Engine :</b> Construction Machinery</p>	<b>P546 912 000</b>	STD	STD	<b>R546 912 000</b>	<b>S546 912 000</b>						
									ST : 55,35 TB : 90,35 ØH : 52,30 Hz : -18,00    -6,65 Hx/y : 3,50    4,00 ØV : Vz : T1 : 14,35	R11  2,50 ETR7° R06  2,00 SR R35  4,50 SR	Montaj Yüksekliği
									 <p>30,00 x 77,00 x 17,00</p>		



MITSUBISHI P546 913 Ø94,00






 <p><b>Ø94</b> SP</p> <p><b>Diesel Engine :</b> Construction Machinery</p>	<p><b>P546 913 000</b></p>	<p>STD</p>	<p>STD</p>	<p><b>R546 913 000</b></p>	<p><b>S546 913 000</b></p>						
									<p>ST : 55,00</p> <p>TB : 90,00</p> <p>ØH :</p> <p>Hz : -4,20</p> <p>Hx/y :</p> <p>ØV :</p> <p>Vz :</p> <p>T1 : 13,75</p>	<p><b>R11</b>  2,50 ETR7°</p> <p><b>R06</b>  2,00 SR</p> <p><b>R35</b>  4,50 SR</p>	<p>Montaj Yüksekliği</p>
									 <p>30,00 x 77,00 x 17,00</p>		

MITSUBISHI P546 914 Ø94,00






 <p><b>Ø94</b></p>	<p><b>P546 914 000</b></p>	<p>STD</p>	<p>STD</p>	<p><b>R546 914 000</b></p>	<p><b>S546 914 000</b></p>						
									<p>ST : 55,00</p> <p>TB : 90,00</p> <p>ØH :</p> <p>Hz : -4,20</p> <p>Hx/y :</p> <p>ØV :</p> <p>Vz :</p> <p>T1 : 13,75</p>	<p><b>R11</b>  2,50 ETR7°</p> <p><b>R06</b>  2,00 SR</p> <p><b>R35</b>  4,00 SR</p>	<p>Montaj Yüksekliği</p>
									 <p>30,00 x 77,00 x 17,00</p>		



MITSUBISHI P546 001 Ø102,00






 <p><b>Ø102</b> RC</p> <p><b>Diesel Engine : 320C</b> Construction Machinery</p>	<p><b>P546 001 000</b> STD STD <b>R546 001 000</b> <b>S546 001 000</b></p>	<p>ST : 57,80 TB : 97,80 ØH : 57,70 Hz : -20,20 -12,00 Hx/y : 2,50 2,50 ØV : Vz : T1 : 18,70</p>	<p>R11  3,00 ETR7° R11  2,00 ETR7° R35  4,00 SR</p>	<p>34,00 x 84,00 x 19,00</p> 	<p>Montaj Yüksekliği</p>			

MITSUBISHI P546 002 Ø102,00






 <p><b>Ø102</b> RC,OCP</p> <p><b>Diesel Engine : 320D</b> Construction Machinery</p>	<p><b>P546 002 000</b> STD STD <b>R546 002 000</b> <b>S546 002 000</b></p>	<p>ST : 57,80 TB : 97,80 ØH : 77,70 Hz : -13,00 -5,00 Hx/y : 0,00 0,00 ØV : Vz : T1 : 16,50</p>	<p>R11  3,00 ETR7° R11  2,00 ETR7° R35  4,00 SR</p>	<p>34,00 x 84,00 x 19,00</p> 	<p>Montaj Yüksekliği</p>			








**MITSUBISHI P546 003 Ø104,00**



 <p><b>Ø104</b> RC,SP,T 4 Diesel Engine : <b>4 D 34-OA</b> 4-Cyl. 3908cc 82 Kw (110 Ps) FE 449</p>	<p><b>P546 003 000</b> STD STD <b>R546 003 000</b> <b>S546 003 000</b> <b>L546 002 000</b> STD <b>K546 003 000</b></p> <p><b>P546 003 050</b> STD +0,50 <b>R546 003 050</b> <b>S546 003 050</b> <b>L546 002 001</b> Ø A : ,5 <b>K546 003 001</b></p> <p><b>P546 003 200</b> -0,20 STD <b>R546 003 000</b> <b>S546 003 200</b> <b>L546 002 002</b> Ø A : ,5 <b>K546 003 002</b></p> <p><b>L546 002 003</b> Ø A : ,5 <b>K546 003 003</b></p>						
	<p>ST : 62,20 TB : 112,20 ØH : 54,50 Hz : -20,40 11,50 Hx/y : -6,00 -1,80 ØV : Vz : T1 : 17,25</p>	<p><b>R16</b>  3,00 TR15° <b>R09</b>  2,00 SR <b>R35</b>  4,00 SR.R</p>	<p>Type : DS Coating : Ø A : 108,01 Ø C : H : L : 197,40 F :</p>	<p>Montaj Yüksekliği</p>			
	 <p>34,00 x 84,00 x 19,00</p>						

**MITSUBISHI P546 004 Ø104,00**

 <p><b>Ø104</b> RC,SP,T 4 Diesel Engine : 659 Canter <b>4 D 34-OA (NEW TYPE)</b> 4-Cyl. 3908cc</p>	<p><b>P546 004 000</b> STD STD <b>R546 004 000</b> <b>S546 004 000</b></p> <p><b>P546 004 050</b> STD +0,50 <b>R546 004 050</b> <b>S546 004 050</b></p> <p><b>P546 004 200</b> -0,20 STD <b>R546 004 000</b> <b>S546 004 200</b></p>					
	<p>ST : 62,20 TB : 112,20 ØH : 52,00 Hz : -20,60 -6,10 Hx/y : -6,00 -1,80 ØV : Vz : T1 : 17,25</p>	<p><b>R16</b>  3,00 TR15° <b>R09</b>  2,00 SR <b>R35</b>  4,00 SR.R</p>		<p>Montaj Yüksekliği</p>		
	 <p>34,00 x 84,00 x 19,00</p>					

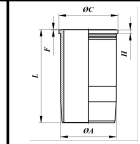
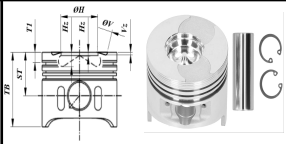
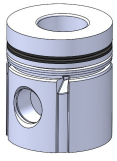


mitsubishi				P546 101		Ø118,00		
 <p><b>Ø118</b> RC,OCP,SP</p> <p><b>Diesel Engine : 6D16T</b> Construction Machinery</p>	<b>P546 101 000</b>	STD	STD	<b>R546 101 000</b>	<b>S546 101 000</b>			
						ST : 71,10 TB : 116,10 ØH : 57,00 Hz : -22,00    -6,00 Hx/y : -3,00    -7,00 ØV : Vz : T1 : 12,50	<b>R11</b>  3,00 TR15° <b>R06</b>  2,50 SR <b>R35</b>  4,00 SR	
 <p>42,00 x 93,00 x 21,00</p>						Montaj Yüksekliği		

mitsubishi				P546 301		Ø130,00		
 <p><b>Ø130</b> RC,T 6</p> <p><b>Diesel Engine : 6 D 22</b> 6 Cyl. MG 500 11149 cc 165kW 225-PS Construction Machinery</p>	<b>P546 301 000</b>	STD	STD	<b>R546 301 000</b>	<b>S546 301 000</b>	<b>L546 303 000</b>	STD	<b>K546 301 000</b>
						<b>L546 304 001</b>	Ø A : ,5	<b>K546 301 001</b>
 <p>50,00 x 106,00 x 26,50</p>						Montaj Yüksekliği		






**MMZ P548 102 Ø110,00**

**Ø110**

 RC,T  
 4/6

**Diesel Engine:**  
**MMZ - MTZ ALMET**  
**EURO I TURBO**  
**D110, EURO I A260,**  
**MMZ D-243, 245,**  
**260, 263**
**P548 102 000** STD STD  
**P548 102 050** STD +0,50

 STD STD  
 +0,50

**R548 102 000**  
**R548 102 050**
**S548 102 000**  
**S548 102 050**

 ST : 79,00  
 TB : 125,00  
 ØH : 55,00  
 Hz : -20,30  
 Hx/y : 4,10 0,00  
 ØV :  
 Vz :  
 T1 : 21,60

 3,00 TR15°  
 2,50 SR  
 5,00 SR

Montaj Yüksekliği



38,00 x 92,00 x 18,00

**MWM P562 801 Ø80,00**

**Ø80**





Diesel Engine :

**P562 801 000** STD STD  
**P562 801 050** STD +0,50  
**P562 801 001** STD +1,00  
**P562 801 002** STD +1,50  
**P562 801 003** STD +2,00


 STD STD  
 +0,50  
 +1,00  
 +1,50  
 +2,00

**R562 801 000**  
**R562 801 050**  
**R562 801 001**  
**R562 801 002**  
**R562 801 003**
**S562 801 000**  
**S562 801 050**  
**S562 801 001**  
**S562 801 002**  
**S562 801 003**

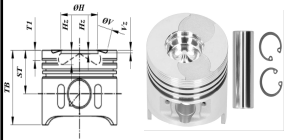


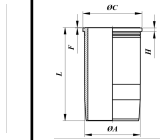











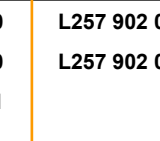








 ST : 58,10  
 TB : 99,55  
 ØH :  
 Hz : -4,00  
 Hx/y :  
 ØV :  
 Vz :  
 T1 : 14,10

**R06**  2,50 SR  
**R06**  2,50 SR  
**R06**  2,50 SR  
**R35**  5,00 SR

Montaj Yüksekliği





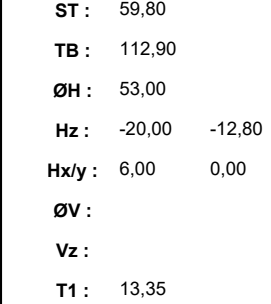



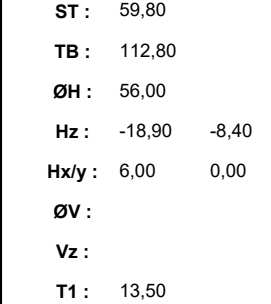


28,00 x 67,00 x 16,00


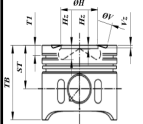



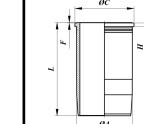















MWM		P562 901						Ø95,00	
     	 <b>Ø95</b> SP,S 2/3/4/6 <b>Diesel Engine :</b> <b>D 208 Z / D 308 Z</b> , R 2, 1490 cm³, 23 kW (31 PS), 16,7:1 water-cooled, Stationary engine 1965...1973 <b>D 208 D / D 308 D</b> , R 3, 2235 cm³, 34 kW (46,5 PS), 16,7:1 water-cooled, Stationary engine 1965...1973 <b>D 208 V / D 308 V</b> , R 4, 3080 cm³, 45,5 kW (62 PS), 16,7:1 water-cooled, Stationary engine 1965...1973 <b>D 208 S / D 308 S</b> , R 6, 4470 cm³, 68,5 kW (93 PS), 16,7:1 water-cooled, Stationary engine 1965...1973	<b>P562 901 000</b> STD STD <b>P562 901 050</b> STD +0,50 <b>P562 901 001</b> STD +1,00	<b>R562 901 000</b> <b>R562 901 050</b> <b>R562 901 001</b>	<b>S562 901 000</b> <b>S562 901 050</b> <b>S562 901 001</b>	<b>L257 901 000</b> <b>L257 901 001</b> <b>L257 901 002</b>	STD Ø C : -13 -105,95	<b>K562 901 000</b> <b>K562 901 001</b> <b>K562 901 002</b>		
	<b>ST :</b> 60,00 <b>TB :</b> 113,00 <b>ØH :</b> 48,00 <b>H<sub>z</sub> :</b> -20,50 -7,00 <b>Hx/y :</b> 6,25 1,75 <b>ØV :</b> <b>Vz :</b> <b>T1 :</b> 13,75	<b>R11</b>  3,00 ETR7° <b>R06</b>  3,00 SR <b>R26</b>  3,00 SR <b>R35</b>  5,00 SR	<b>Type :</b> W <b>Coating :</b> <b>Ø A :</b> 105,95 <b>Ø C :</b> 114 <b>H :</b> 8 <b>L :</b> 200 <b>F :</b>	<b>Montaj Yüksekliği</b> - 0,23 / - 0,55					
 32,00 x 82,00 x 18,00									
MWM		P562 902						Ø95,00	
     	 <b>Ø95</b> SP 2/3/4/6 <b>Diesel Engine :</b> <b>D 225</b> , R 2, 1700 cm³, 24,5 kW (33 PS), 18:1 water-cooled, Stationary engine 1960...1965 <b>D 325</b> , R 2, 1700 cm³, 24,5 kW (33 PS), 18:1 air-cooled, Stationary engine 1967...1981 <b>D 925 L</b> , R 2, 1700 cm³, 24,5 kW (33 PS), 18:1 air-cooled, Stationary engine 1967...1981 <b>D 225</b> , R 3, 2550 cm³, 37 kW (50 PS), 18:1 water-cooled, Stationary engine 1960...1965	<b>P562 902 000</b> STD STD <b>P562 902 050</b> STD +0,50 <b>P562 902 001</b> STD +1,00	<b>R562 902 000</b> <b>R562 902 050</b> <b>R562 902 001</b>	<b>S562 902 000</b> <b>S562 902 050</b> <b>S562 902 001</b>	<b>L257 902 000</b> <b>L257 902 001</b>	STD Ø C : -13	<b>K562 902 000</b> <b>K562 902 001</b>		
	<b>ST :</b> 59,80 <b>TB :</b> 112,80 <b>ØH :</b> 57,50 <b>H<sub>z</sub> :</b> -17,50 -8,40 <b>Hx/y :</b> 6,50 0,00 <b>ØV :</b> <b>Vz :</b> <b>T1 :</b> 13,70	<b>R11</b>  3,00 ETR7° <b>R06</b>  3,00 SR <b>R26</b>  3,00 SR <b>R35</b>  5,00 SR	<b>Type :</b> W <b>Coating :</b> <b>Ø A :</b> 105,95 <b>Ø C :</b> 114 <b>H :</b> 8 <b>L :</b> 212 <b>F :</b>	<b>Montaj Yüksekliği</b>					
 32,00 x 82,00 x 18,00									



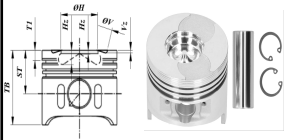



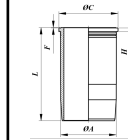



















MWM		P562 007				Ø100,00			
  <p><b>Ø100</b></p> <p>SP 2/3</p> <p>Diesel Engine : <b>D 303</b>, R 2, 1650 cm<sup>3</sup>, air - cooled, <b>D 203</b>, R 3, 2475 cm<sup>3</sup>, water - cooled, Stationary engine</p>	<b>P562 007 000</b> <b>P562 007 050</b>	STD STD	STD +0,50	<b>R562 007 000</b> <b>R562 007 050</b>	<b>S562 007 000</b> <b>S562 007 050</b>	<b>L257 008 000</b>	STD	<b>K562 007 000</b>	
	 <p> <b>ST :</b> 59,80  <b>TB :</b> 112,90  <b>ØH :</b> 53,00  <b>Hz :</b> -20,00 -12,80  <b>Hx/y :</b> 6,00 0,00  <b>ØV :</b>  <b>Vz :</b>  <b>T1 :</b> 13,35         </p>	 <p> <b>R16</b> 3,00 TR15°  <b>R06</b> 2,00 SR  <b>R26</b> 2,00 SR  <b>R35</b> 4,00 SR.R         </p>	<b>Type :</b> W <b>Coating :</b> <b>Ø A :</b> 112,95 <b>Ø C :</b> 119 <b>H :</b> 8 <b>L :</b> 212 <b>F :</b> 0,5	<b>Montaj Yüksekliği</b>					
 <p>32,00 x 82,00 x 18,00</p>									
MWM		P562 008				Ø100,00			
 <p><b>Ø100</b></p>	<b>P562 008 000</b> <b>P562 008 050</b> <b>P562 008 001</b>	STD STD STD	STD +0,50 +1,00	<b>R562 008 000</b> <b>R562 008 050</b> <b>R562 008 001</b>	<b>S562 008 000</b> <b>S562 008 050</b> <b>S562 008 001</b>				
	 <p> <b>ST :</b> 59,80  <b>TB :</b> 112,80  <b>ØH :</b> 56,00  <b>Hz :</b> -18,90 -8,40  <b>Hx/y :</b> 6,00 0,00  <b>ØV :</b>  <b>Vz :</b>  <b>T1 :</b> 13,50         </p>	 <p> <b>R16</b> 3,00 TR15°  <b>R06</b> 2,00 SR  <b>R26</b> 2,00 SR  <b>R35</b> 4,00 SR.R         </p>	<b>Montaj Yüksekliği</b>						
 <p>32,00 x 82,00 x 18,00</p>									



MWM		P562 009				Ø100,00			
       									
 <p><b>Ø100</b></p> <p>RC,SP</p> <p>Diesel Engine :</p>		<b>P562 009 000</b> <b>P562 009 050</b> <b>P562 009 001</b>	STD STD STD	STD +0,50 +1,00	<b>R562 009 000</b> <b>R562 009 050</b> <b>R562 009 001</b>	<b>S562 009 000</b> <b>S562 009 050</b> <b>S562 009 001</b>			
		<b>ST :</b> 59,80 <b>TB :</b> 112,80 <b>ØH :</b> 56,00 <b>H<sub>z</sub> :</b> -18,90    -8,40 <b>H<sub>x/y</sub> :</b> 6,00    0,00 <b>ØV :</b> <b>V<sub>z</sub> :</b> <b>T1 :</b> 13,50		<b>R16</b>  3,00 TR15° <b>R06</b>  2,00 SR <b>R26</b>  2,00 SR <b>R35</b>  4,00 SR.R					
		 <p>32,00 x 82,00 x 18,00</p>						<b>Montaj Yüksekliği</b>	
MWM		P562 010				Ø105,00			
 <p><b>Ø105</b></p> <p>SP,S</p> <p>2/3/4/6</p> <p>Diesel Engine :</p> <p><b>D 226 Z</b>, R 2, 2080 cm<sup>3</sup>, 27 - 30 kW (37 - 41 PS), 18:1 (1969 ... 1977) Stationary engine 1969...1977</p> <p><b>D 226 D</b>, R 3, 3120 cm<sup>3</sup>, 44 - 48 kW (60 - 65 PS), 18:1 (1969 ... 1977) Stationary engine 1969...1977</p> <p><b>D 226 V</b>, R 4, 4160 cm<sup>3</sup>, 59 - 64 kW (80 - 87 PS), 18:1 (1969 ... 1977) Stationary engine 1969...1977</p> <p><b>D 226 S</b>, R 6, 6240 cm<sup>3</sup>, 74 - 96 kW (100 - 131 PS), 18:1 (1969 ... 1977) Stationary engine 1969...1977</p>		<b>P562 010 000</b>	STD	STD	<b>R562 010 000</b>	<b>S562 010 000</b>	<b>L257 009 000</b> <b>L257 009 001</b> <b>L257 009 002</b> <b>L257 009 003</b>	STD  Ø A : ,55 Ø A : ,55	<b>K562 010 000</b> <b>K562 010 001</b> <b>K562 010 002</b> <b>K562 010 003</b>
		<b>ST :</b> 59,80 <b>TB :</b> 112,80 <b>ØH :</b> 62,20 <b>H<sub>z</sub> :</b> -19,80    -8,50 <b>H<sub>x/y</sub> :</b> 6,00    0,00 <b>ØV :</b> <b>V<sub>z</sub> :</b> <b>T1 :</b> 13,10		<b>R16</b>  3,00 TR15° <b>R06</b>  2,00 SR <b>R21</b>  2,00 SR <b>R35</b>  4,00 SR		 <p><b>Type :</b> DS</p> <p><b>Coating :</b></p> <p>Ø A : 108</p> <p>Ø C : 111,8</p> <p>H : 6</p> <p>L : 214</p> <p>F :</p>		<b>Montaj Yüksekliği</b> - 0,28 / - 0,60	
		 <p>32,00 x 82,00 x 18,00</p>							





MWM		P562 011				Ø105,00			
       	 <p><b>Ø105</b></p> <p>SP,S</p> <p>2/3/4/6</p> <p><b>Diesel Engine :</b>  <b>D 226 Z</b>, R 2, 2080 cm<sup>3</sup>, 27 - 30 kW (37 - 41 PS), 18:1 (1978 ... ) Stationary engine 1978...  <b>D 226 D</b>, R 3, 3120 cm<sup>3</sup>, 44 - 48 kW (60 - 65 PS), 18:1 (1978 ... ) Stationary engine 1978...  <b>D 226 V</b>, R 4, 4160 cm<sup>3</sup>, 59 - 64 kW (80 - 87 PS), 18:1 (1978 ... ) Stationary engine 1978...  <b>D 226 S</b>, R 6, 6240 cm<sup>3</sup>, 74 - 96 kW (100 - 131 PS), 18:1 (1978 ... ) Stationary engine 1978...</p>	<b>P562 011 000</b>	STD	STD	<b>R562 011 000</b>	<b>S562 011 000</b>	<b>L257 009 000</b> <b>L257 009 001</b> <b>L257 009 002</b> <b>L257 009 003</b>	STD  Ø A : ,55 Ø A : ,55	<b>K562 011 000</b> <b>K562 011 001</b> <b>K562 011 002</b> <b>K562 011 003</b>
	 <p>35,00 x 82,00 x 16,00</p>	ST : 60,40 TB : 113,40 ØH : 61,90 Hz : -20,25 -9,00 Hx/y : 6,00 0,00 ØV : Vz : T1 : 13,80	<b>R16</b>  3,00 TR15° <b>R06</b>  2,00 SR <b>R21</b>  2,00 SR <b>R35</b>  4,00 SR	<b>Type</b> : DS <b>Coating</b> : Ø A : 108 Ø C : 111,8 H : 6 L : 214 F :	<b>Montaj Yüksekliği</b> - 0,28 / - 0,60				
MWM		P562 012				Ø105,00			
 <p><b>Ø105</b></p>	<b>P562 012 000</b>	STD	STD	<b>R562 012 000</b>	<b>S562 012 000</b>				
	 <p>35,00 x 82,00 x 16,00</p>	ST : 60,40 TB : 113,40 ØH : 61,90 Hz : -20,25 -9,00 Hx/y : 6,00 0,00 ØV : Vz : T1 : 13,80	<b>R16</b>  3,00 TR15° <b>R06</b>  2,00 SR <b>R21</b>  2,00 SR <b>R35</b>  4,00 SR	<b>Montaj Yüksekliği</b>					

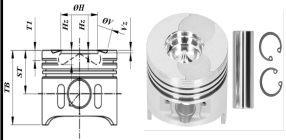



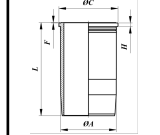










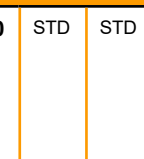


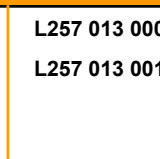











MWM P562 013 Ø105,00

 <p><b>Ø105</b></p> <p>RC 4/6</p> <p>Diesel Engine : <b>TD 226-4</b>, R 4, 4160 cm<sup>3</sup>, 63 -73,5 kW (86 - 100 PS), 16:1 stroke 120mm, Turbo Stationary engine 1971...- 851 1971...- <b>TD 226-6</b>, R 6, 6240 cm<sup>3</sup>, 100 - 125 kW (136 - 170 PS), 16:1 stroke 120mm, Turbo, Stationary engine 1971...- 951 1971...</p>	<b>P562 013 000</b>	STD	STD	<b>R562 013 000</b>	<b>S562 013 000</b>	<b>L257 010 000</b> <b>L257 010 001</b>	STD	<b>K562 013 000</b> <b>K562 013 001</b>
 <p>35,00 x 82,00 x 16,00</p>								






MWM P562 014 Ø105,00

 <p><b>Ø105</b></p> <p>2/3/4/5</p> <p>Diesel Engine : <b>D 226-B</b>, Fend Traktor</p>	<b>P562 014 000</b>	STD	STD	<b>R562 014 000</b>	<b>S562 014 000</b>	<b>L257 011 000</b> <b>L257 011 001</b> <b>L257 011 002</b>	STD H : ,2 -115	<b>K562 014 000</b> <b>K562 014 001</b> <b>K562 014 002</b>
 <p>35,00 x 82,00 x 16,00</p>								





MWM		P562 015				Ø105,00		
        	<b>P562 015 000</b> STD STD	<b>R562 015 000</b>	<b>S562 015 000</b>	<b>L257 012 000</b> STD	<b>K562 015 000</b>			
	 <p><b>Ø105</b></p> <p>RC</p> <p>3/4/6</p> <p><b>Diesel Engine :</b>  <b>TD 226-B</b> R 3, 3120 cm<sup>3</sup>,            57 - 84 kW (77,5 - 114 PS),            15,5:1 stroke 120mm, Turbo,            Stationary engine 1986...  <b>TD 226-B</b> R 4, 4160 cm<sup>3</sup>,            76 - 114 kW (103 - 154 PS),            15,5:1 stroke 120mm, Turbo,            Stationary engine 1986...  <b>TD 226-B</b>, R 6, 6240 cm<sup>3</sup>,            115 - 170 kW (156 - 231 PS),            15,5:1 stroke 120mm, Turbo,            Stationary engine 1986...</p>	ST : 66,40 TB : 102,40 ØH : 60,00 Hz : -17,70 -7,15 Hx/y : 4,00 -0,25 ØV : Vz : T1 : 16,95	<b>R16</b>  3,00 TR15° <b>R06</b>  2,00 SR <b>R35</b>  4,00 SR	<b>Type</b> : W <b>Coating</b> : Ø A : 115 Ø C : 123 H : 8,05 L : 213 F : 1	Montaj Yüksekliği			
 <p>35,00 x 88,00 x 16,00</p>								
MWM		P562 016				Ø105,00		
        	<b>P562 016 000</b> STD STD	<b>R562 016 000</b>	<b>S562 016 000</b>	<b>L257 013 000</b> <b>L257 013 001</b> STD H : ,2	<b>K562 016 000</b> <b>K562 016 001</b>			
	 <p><b>Ø105</b></p> <p>RC</p> <p>3/4/6</p> <p><b>Diesel Engine :</b>  <b>TD 226-B</b>, R 3, 3120 cm<sup>3</sup>,            57 - 84 kW (77,5 - 114 PS),            15,5:1 stroke 120mm, Turbo,            Stationary engine 1986...  <b>TD 226-B</b>, R 4, 4160 cm<sup>3</sup>,            76 - 114 kW (103 - 154 PS),            15,5:1 stroke 120mm, Turbo,            Stationary engine 1986...  <b>TD 226-B</b>, R 6, 6240 cm<sup>3</sup>,            115 - 170 kW (156 - 231 PS),            15,5:1 stroke 120mm, Turbo,            Stationary engine 1986...</p>	ST : 66,40 TB : 102,40 ØH : 60,00 Hz : -21,70 -12,00 Hx/y : 4,00 -1,00 ØV : Vz : 0,00 T1 : 16,65	<b>R16</b>  3,00 TR15° <b>R06</b>  2,00 SR <b>R35</b>  4,00 SR	<b>Type</b> : W <b>Coating</b> : Ø A : 115 Ø C : 123 H : 8,05 L : 213 F : 1	Montaj Yüksekliği			
 <p>35,00 x 88,00 x 16,00</p>								



**NISSAN P579 701 Ø72,20**





 <b>Ø72,2</b>	<b>P579 701 000</b> STD STD <b>R579 701 000</b> <b>S579 701 000</b>						
	<b>P579 701 025</b> STD +0,25 <b>R579 701 025</b> <b>S579 701 025</b>						
	<b>P579 701 050</b> STD +0,50 <b>R579 701 050</b> <b>S579 701 050</b>						
	<b>ST :</b> 31,60 <b>TB :</b> 49,10 <b>ØH :</b> 54,00 <b>H<sub>z</sub> :</b> -5,25 <b>Hx/y :</b> 1,10 0,00 <b>ØV :</b> 29,00 29,00 <b>Vz :</b> -3,30 -3,30 <b>T1 :</b> 5,90			<b>R02</b>  1,20 SR <b>R28</b>  1,00 SR <b>R38</b>  2,00 SR.R			
	 20,00 x 47,00 x 11,50						Montaj Yüksekliği

**NISSAN P579 702 Ø78,00**







 <b>Ø78</b> S <b>Benzin Engine :</b> Juke, Micra III, Note, Qashqai, TIDA 1.6, VERSA 1.6 <b>HR16DE,</b> 4-Cyl. 1598cc, 81 kW, 110 PS	<b>P579 702 000</b> STD STD <b>R579 702 000</b> <b>S579 702 000</b>						
	<b>P579 702 050</b> STD +0,50 <b>R579 702 050</b> <b>S579 702 050</b>						
	<b>ST :</b> 28,60 <b>TB :</b> 47,00 <b>ØH :</b> 58,91 <b>H<sub>z</sub> :</b> -4,60 2,00 <b>Hx/y :</b> <b>ØV :</b> <b>Vz :</b> -2,15 -2,15 <b>T1 :</b> 41,00			<b>R01</b>  1,20 SR <b>R06</b>  1,20 SR <b>R37</b>  2,00 SR			Montaj Yüksekliği
	x x						



**NISSAN P579 703 Ø78,00**






 <p><b>Ø78</b></p>	<p><b>P579 703 000</b></p> <p><b>P579 703 50</b></p>	<p>STD</p> <p>+0,50</p>	<p>STD</p> <p>+0,50</p>	<p><b>R579 703 000</b></p> <p><b>R579 703 050</b></p>	<p><b>S579 703 000</b></p> <p><b>S579 703 50</b></p>				
	<p>ST : 28,70</p> <p>TB : 49,50</p> <p>ØH : 59,60</p> <p>H<sub>z</sub> : 5,10 -5,10</p> <p>H<sub>x/y</sub> : 0,00 0,00</p> <p>ØV :</p> <p>V<sub>z</sub> :</p> <p>T1 : 41,40</p>	<p><b>R02</b>  1,20 SR</p> <p><b>R06</b>  1,20 SR</p> <p><b>R37</b>  2,00 SR</p>							
	<p>x x</p>								Montaj Yüksekliği

**NISSAN P579 801 Ø83,00**






 <p><b>Ø83</b></p> <p>4 / 6</p> <p>Diesel Engine : Patrol 3.2 D K160, Patrol 3.2 D K/W260, Patrol 3.2 TD W160, Patrol III 3.3 D, Pick up 2.2 D 720, Patrol III 3.3 TD MQ, MK,GQ <b>SD33 - SD33T - SD22</b> 4-6 Cyl. 3246 cm<sup>3</sup>, 44-81 kW (60 -110 PS)</p>	<p><b>P579 801 000</b></p> <p><b>P579 801 050</b></p> <p><b>P579 801 001</b></p>	<p>STD</p> <p>STD</p> <p>STD</p>	<p>STD</p> <p>+0,50</p> <p>+1,00</p>	<p><b>R579 801 000</b></p> <p><b>R579 801 050</b></p> <p><b>R579 801 001</b></p>	<p><b>S579 801 000</b></p> <p><b>S579 801 050</b></p> <p><b>S579 801 001</b></p>				
	<p>ST : 48,00</p> <p>TB : 96,00</p> <p>ØH : 27,50</p> <p>H<sub>z</sub> : -1,50</p> <p>H<sub>x/y</sub> :</p> <p>ØV : 39,50 39,50</p> <p>V<sub>z</sub> : -0,60 -0,60</p> <p>T1 : 10,00</p>	<p><b>R01</b>  2,50 SR</p> <p><b>R07</b>  2,00 SR</p> <p><b>R07</b>  2,00 SR</p> <p><b>R35</b>  4,50 SR</p> <p><b>R31</b>  4,50 SR</p>							
	<p>x x</p>								Montaj Yüksekliği





NISSAN P579 802 Ø83,00



 <p><b>Ø83</b></p> <p>RC,SP,T</p> <p>4</p> <p>Diesel Engine: PATROL 3.2 D K160, PATROL 3.2 TD W160, PATROL GR II 3.2 D,</p> <p><b>SD33T</b></p> <p><b>SD33</b></p> <p>6-Cyl. 3246cc 60-81 KW / 81-110 PS</p>	<p><b>P579 802 000</b></p> <p><b>P579 802 050</b></p>	<p>STD</p> <p>STD</p>	<p>STD</p> <p>+0,50</p>	<p><b>R579 802 000</b></p> <p><b>R579 802 050</b></p>	<p><b>S579 802 000</b></p> <p><b>S579 802 050</b></p>	<p><b>L579 903 000</b></p>	<p>STD</p>	<p><b>K579 802 000</b></p>	
	<p>ST : 48,20</p> <p>TB : 80,20</p> <p>ØH : 28,00</p> <p>Hz : -2,00</p> <p>Hx/y :</p> <p>ØV : 40,00 40,00</p> <p>Vz : -0,80 -0,80</p> <p>T1 : 13,60</p>		<p><b>R11</b>  2,50 ETR7°</p> <p><b>R04</b>  2,00 SR</p> <p><b>R35</b>  4,00 SR</p>		<p>Type : DS</p> <p>Coating :</p> <p>Ø A : 97,65</p> <p>Ø C : 103,50</p> <p>H : 7,02</p> <p>L : 191,50</p> <p>F : 1,1</p>		<p>Montaj Yüksekliği</p>		
	 <p>26,00 x 68,00 x 13,00</p>								

NISSAN P579 803 Ø85,00






 <p><b>Ø85</b></p> <p>RC,SP,YP,T</p> <p>4</p> <p>Diesel Engine : Bluebird <b>2.0 D 910, 2000 Van,</b> <b>Vanetta 2000</b></p> <p><b>LD 20</b></p> <p>4 Cyl. 1952 cm³, 43-49 kW (58 -67 PS) 21,3:1</p>	<p><b>P579 803 000</b></p> <p><b>P579 803 050</b></p>	<p>STD</p> <p>STD</p>	<p>STD</p> <p>+0,50</p>	<p><b>R579 803 000</b></p> <p><b>R579 803 050</b></p>	<p><b>S579 803 000</b></p> <p><b>S579 803 050</b></p>					
	<p>ST : 46,50</p> <p>TB : 78,00</p> <p>ØH :</p> <p>Hz : -2,53</p> <p>Hx/y :</p> <p>ØV : 41,50 41,50</p> <p>Vz : -1,50 -1,50</p> <p>T1 : 15,40</p>		<p><b>R02</b>  2,00 SR</p> <p><b>R07</b>  2,00 SR</p> <p><b>R35</b>  4,00 SR.R</p>					<p>Montaj Yüksekliği</p>		
	 <p>25,00 x 66,00 x 16,00</p>									








NISSAN		P579 804				Ø85,02		
 <p><b>Ø85,02</b></p> <p>RC, OCP, SP, S, YP</p> <p>6</p> <p>Diesel Engine : Patrol 2.8 TD Y60, K/W260, Patrol 2.8 TD W260, Patrol GR I 2.8 TD Y60, Patrol GR IV 2.8 D Y60, GR RD28T</p> <p>6 Cyl. 2826 cm³, 74 kW (101 PS)</p>	<p><b>P579 804 000</b></p> <p><b>P579 804 050</b></p> <p><b>P579 804 001</b></p>	<p>STD</p> <p>STD</p> <p>STD</p>	<p>STD</p> <p>+0,50</p> <p>+1,00</p>	<p><b>R579 804 000</b></p> <p><b>R579 804 050</b></p> <p><b>R579 804 001</b></p>	<p><b>S579 804 000</b></p> <p><b>S579 804 050</b></p> <p><b>S579 804 001</b></p>			
	<p>ST : 46,80</p> <p>TB : 78,30</p> <p>ØH :</p> <p>Hz : -2,60</p> <p>Hx/y :</p> <p>ØV : 42,50    42,50</p> <p>Vz : -1,50    -1,50</p> <p>T1 : 14,50</p>	<p><b>R04</b>  2,00 SR</p> <p><b>R04</b>  2,00 SR</p> <p><b>R35</b>  4,00 SR.R</p>						
 <p>27,00 x 65,50 x 13,00</p>								Montaj Yüksekliği

NISSAN		P579 805				Ø89,00		
 <p><b>Ø89</b></p> <p>4</p> <p>Benzin Engine:</p> <p><b>Z 24</b></p> <p>2389 cm³</p> <p>2400</p>	<p><b>P579 805 000</b></p> <p><b>P579 805 050</b></p> <p><b>P579 805 001</b></p>	<p>STD</p> <p>STD</p> <p>STD</p>	<p>STD</p> <p>+0,50</p> <p>+1,00</p>	<p><b>R579 805 000</b></p> <p><b>R579 805 050</b></p> <p><b>R579 805 001</b></p>	<p><b>S579 805 000</b></p> <p><b>S579 805 050</b></p> <p><b>S579 805 001</b></p>			
	<p>ST : 33,80</p> <p>TB : 70,40</p> <p>ØH : 77,35</p> <p>Hz : -4,00</p> <p>Hx/y : 0,00    0,00</p> <p>ØV :</p> <p>Vz : -1,20    -2,00</p> <p>T1 : 6,30</p>	<p><b>R01</b>  2,00 SR</p> <p><b>R06</b>  1,50 SR</p> <p><b>R35</b>  4,00 SR</p>						
 <p>21,00 x 51,00 x 13,00</p>								











NISSAN		P579 806				Ø89,00			
 <p><b>Ø89</b></p> <p>4</p> <p>Benzin Engine: <b>Z 24</b> 2389 cm<sup>3</sup> 2400</p>	<p><b>P579 806 000</b> STD STD</p> <p><b>P579 806 050</b> STD +0,50</p> <p><b>P579 806 001</b> STD +1,00</p>			<p><b>R579 806 000</b></p> <p><b>R579 806 050</b></p> <p><b>R579 806 001</b></p>	<p><b>S579 806 000</b></p> <p><b>S579 806 050</b></p> <p><b>S579 806 001</b></p>				
	<p>ST : 33,80</p> <p>TB : 70,40</p> <p>ØH : 77,35</p> <p>H<sub>z</sub> : -4,00</p> <p>H<sub>x/y</sub> : 0,00 0,00</p> <p>ØV : </p> <p>V<sub>z</sub> : -2,00 -2,00</p> <p>T1 : 6,30</p>	<p><b>R01</b>  2,00 SR</p> <p><b>R06</b>  1,50 SR</p> <p><b>R35</b>  4,00 SR</p>							
	 <p>21,00 x 51,00 x 13,00</p>								Montaj Yüksekliği

NISSAN		P579 807				Ø89,00			
 <p><b>Ø89</b></p> <p>RC,OCP,YP,T</p> <p>4</p> <p>Diesel Engine: <b>YD25DDTI TCI</b> 4-Cyl. 2488 cc. 110 Kw (150 Ps) 17,5:1 D22 Pick Up Skystar</p>	<p><b>P579 807 000</b> STD STD</p> <p><b>P579 807 050</b> STD +0,50</p>			<p><b>R579 807 000</b></p> <p><b>R579 807 050</b></p>	<p><b>S579 807 000</b></p> <p><b>S579 807 050</b></p>	<p><b>L579 802 000</b></p>	<p>STD</p>	<p><b>K579 807 000</b></p>	
	<p>ST : 48,85</p> <p>TB : 80,10</p> <p>ØH : 43,00</p> <p>H<sub>z</sub> : -18,10 -7,65</p> <p>H<sub>x/y</sub> : 0,00 0,00</p> <p>ØV : 30,00 28,50</p> <p>V<sub>z</sub> : -0,75 -1,20</p> <p>T1 : 11,35</p>	<p><b>R11</b>  2,00 ETR7°</p> <p><b>R09</b>  2,00 SR</p> <p><b>R35</b>  3,00 SR.R</p>			<p>Type : DS</p> <p>Coating :</p> <p>Ø A : 91,50</p> <p>Ø C : 92,50</p> <p>H : 5,00</p> <p>L : 166,00</p> <p>F :</p>				Montaj Yüksekliği
	 <p>28,00 x 61,00 x 14,00</p>								<p>1 çentik (0,900 mm) conta ile + 0,25 / + 0,28</p> <p>2 çentik (0,925 mm) conta ile + 0,28 / + 0,30</p> <p>3 çentik (0,950 mm) conta ile + 0,30 / + 0,33</p> <p>4 çentik (0,975 mm) conta ile + 0,33 / + 0,35</p> <p>5 çentik (1,025 mm) conta ile + 0,36</p>







NISSAN		P579 901				Ø94,00	
 <p><b>Ø94</b></p> <p>RC,EP,SP 4</p> <p>Diesel Engine: <b>A 4.28 II</b> 2820 cc, 22:1, 62 KW (84 HP) Normally Aspirated Diesel L-45.08 F, Patrol 4 WD, Trade 2.8</p>	<p><b>P579 901 000</b> STD STD</p> <p><b>P579 901 050</b> STD +0,50</p> <p><b>P579 901 001</b> STD +1,00</p>			<p><b>R579 901 000</b></p> <p><b>R579 901 050</b></p> <p><b>R579 901 001</b></p>	<p><b>S579 901 000</b></p> <p><b>S579 901 050</b></p> <p><b>S579 901 001</b></p>	<p><b>L579 903 000</b></p> 	<p>STD</p> <p><b>K579 901 000</b></p>
	<p>ST : 50,05</p> <p>TB : 81,25</p> <p>ØH : 29,00</p> <p>Hz : -1,30 -2,40</p> <p>Hx/y :</p> <p>ØV :</p> <p>Vz :</p> <p>T1 : 11,50</p>	<p><b>R01</b>  3,00 SR</p> <p><b>R01</b>  2,50 SR</p> <p><b>R35</b>  3,00 SR.R</p>	<p>Type : DS</p> <p>Coating :</p> <p>Ø A : 97,65</p> <p>Ø C : 103,50</p> <p>H : 7,02</p> <p>L : 191,50</p> <p>F : 1,1</p>	<p>Montaj Yüksekliği</p>			
 <p>32,00 x 64,00 x 18,00</p>							



NISSAN		P579 902				Ø94,00	
 <p><b>Ø94</b></p> <p>RC,SP 4</p> <p>Diesel Engine:</p>	<p><b>P579 902 000</b> STD STD</p> <p><b>P579 902 050</b> STD +0,50</p>			<p><b>R579 902 000</b></p> <p><b>R579 902 050</b></p>	<p><b>S579 902 000</b></p> <p><b>S579 902 050</b></p>		
	<p>ST : 60,60</p> <p>TB : 105,60</p> <p>ØH : 29,50</p> <p>Hz : -3,40 -2,75</p> <p>Hx/y :</p> <p>ØV :</p> <p>Vz :</p> <p>T1 : 17,80</p>	<p><b>R04</b>  2,50 SR</p> <p><b>R07</b>  2,50 SR</p> <p><b>R35</b>  4,00 SR</p>	<p>Montaj Yüksekliği</p>				
 <p>34,00 x 76,00 x 18,00</p>							



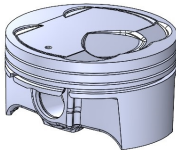




**NISSAN P579 903 Ø96,00**

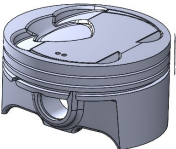

 <p><b>Ø96</b></p> <p>RC,SP 4</p> <p><b>Diesel Engine: TRADE</b> Kasten/Kombi 100, CABSTAR E(TL-,VL-) 105.35, 110.35, 110.45 (TLO), TRADE Pritsche/Fahrgestell 3.0 D, ATLEON 3.0 TDI, TRADE Bus 3.0 TDiC, CABSTAR (F23, H41, H42) <b>BD 30</b> <b>Forklift, İş</b> <b>Makinası, Levend</b> <b>3.0 GDM D</b> Turbocharged Diesel Intercooler 2001....- 4-Cyl. 2956 cc 63 -74kW (86-100ps)</p>	<p><b>P579 903 000</b> STD STD</p> <p><b>P579 903 050</b> STD +0,50</p>	<p><b>R579 903 000</b> 2,50 ETR7°</p> <p><b>R579 903 050</b> 2,00 SR</p> <p>3,00 SR.R</p>	<p><b>S579 903 000</b></p> <p><b>S579 903 050</b></p>	<p><b>L579 904 000</b></p> <p>STD</p>	<p><b>K579 903 000</b></p>
	<p>ST : 53,10</p> <p>TB : 89,50</p> <p>ØH : 44,70</p> <p>Hx : -20,50 -8,65</p> <p>Hx/y : 3,50 -1,50</p> <p>ØV : 41,50 47,00</p> <p>Vz : -0,50 -0,20</p> <p>T1 : 10,80</p>	<p>Type : DS</p> <p>Coating :</p> <p>Ø A : 99,00</p> <p>Ø C : 105,00</p> <p>H : 5,00</p> <p>L : 172,50</p> <p>F :</p>	<p>Montaj Yüksekliği</p>		
 <p>30,00 x 80,00 x 15,00</p>					

**NISSAN P579 904 Ø96,00**






 <p><b>Ø96</b></p> <p>SP,OCP,S 4</p> <p><b>Diesel Engine:</b> <b>BD 30</b> 4 Cyl. 2700 cc 100 Ps Levend 3,0 TD 27 1988-...</p>	<p><b>P579 904 000</b> STD STD</p>	<p><b>R579 904 000</b> 2,50 SR</p> <p><b>R09</b> 2,00 SR</p> <p><b>R35</b> 4,00 SR.R</p>	<p><b>S579 904 000</b></p>		
	<p>ST : 53,10</p> <p>TB : 89,60</p> <p>ØH : 44,00</p> <p>Hx : -20,10 -15,00</p> <p>Hx/y : 4,60 -1,45</p> <p>ØV :</p> <p>Vz :</p> <p>T1 : 15,00</p>	<p>Montaj Yüksekliği</p>			
 <p>30,00 x 80,00 x 15,00</p>					








NISSAN		P579 905				Ø98,00	
 <p><b>Ø98</b> EP,T 8 Benzin Engine: VK56VD VK56DE 5,6L Infiniti 293 kW (398 PS)</p>	<p><b>P579 905 000</b> STD STD <b>R579 905 000</b> <b>S579 905 000</b></p> <p><b>P579 905 025</b> STD +0,25 <b>R579 905 025</b> <b>S579 905 025</b></p> <p><b>P579 905 050</b> STD +0,50 <b>R579 905 050</b> <b>S579 905 050</b></p>						
	<p>ST : 31,40</p> <p>TB : 53,50</p> <p>ØH :</p> <p>Hz : -3,75 -0,50</p> <p>Hx/y :</p> <p>ØV :</p> <p>Vz : -5,25 -5,25</p> <p>T1 : 46,00</p>	<p><b>R02</b>  1,20 SR</p> <p><b>R26</b>  1,20 SR</p> <p><b>R37</b>  2,50 SR</p>					
 <p>22,00 x 58,00 x 14,00</p>							Montaj Yüksekliği

NISSAN		P579 906				Ø98,00	
 <p><b>Ø98</b> EP,T 8 Benzin Engine: VK56VD VK56DE 5,6L Infiniti 293 kW (398 PS)</p>	<p><b>P579 906 000</b> STD STD <b>R579 906 000</b> <b>S579 906 000</b></p> <p><b>P579 906 025</b> STD +0,25 <b>R579 906 025</b> <b>S579 906 025</b></p> <p><b>P579 906 050</b> STD +0,50 <b>R579 906 050</b> <b>S579 906 050</b></p>						
	<p>ST : 31,40</p> <p>TB : 53,50</p> <p>ØH :</p> <p>Hz : -3,75 -0,50</p> <p>Hx/y :</p> <p>ØV :</p> <p>Vz : -1,20 -1,20</p> <p>T1 : 46,00</p>	<p><b>R02</b>  1,20 SR</p> <p><b>R26</b>  1,20 SR</p> <p><b>R37</b>  2,50 SR</p>					
 <p>22,00 x 58,00 x 14,00</p>							









NISSAN		P579 001				Ø100,00		
 <p><b>Ø100</b></p> <p>RC,SP 4/6</p> <p>Diesel Engine: <b>B 4.40</b> 3990 cc, 17:1, 66 KW (90 HP) Diesel Direct Injection L-50.09 F, L-60.09, L-80.09 DC <b>B 6.60</b> 5985 cc, 17:1, 99.5 KW (135 HP) M-110.14, M-110.14 DC, M-125.14, M-125.14 BC</p>	<b>P579 001 000</b>	STD	STD	<b>R579 001 000</b>	<b>S579 001 000</b>	<b>L579 005 000</b> <b>L579 005 001</b>	STD Ø A : ,03	<b>K579 001 000</b> <b>K579 001 001</b>
	<p>ST : 70,25</p> <p>TB : 110,25</p> <p>ØH : 50,00</p> <p>H<sub>z</sub> : -28,00 -20,00</p> <p>H<sub>x/y</sub> : 7,00 0,00</p> <p>ØV :</p> <p>V<sub>z</sub> :</p> <p>T1 : 20,10</p>	<p><b>R01</b>  2,50 SR</p> <p><b>R06</b>  2,50 SR</p> <p><b>R35</b>  4,75 SR.R</p>	<p>Type : DC</p> <p>Coating :</p> <p>Ø A : 104,25</p> <p>Ø C : 110</p> <p>H : 7,52</p> <p>L : 227,4</p> <p>F : 1,1</p>	<p>Montaj Yüksekliği</p>				
 <p>34,92 x 76,00 x 18,00</p>								

NISSAN		P579 002				Ø100,00		
 <p><b>Ø100</b></p> <p>RC,SP 4</p> <p>Diesel Engine: <b>B 4.40 NA, Euro1</b> Diesel R4 3990 cc 100kW 136-PS</p>	<b>P579 002 000</b>	STD	STD	<b>R579 002 000</b>	<b>S579 002 000</b>	<b>L579 005 000</b> <b>L579 005 001</b>	STD Ø A : ,03	<b>K579 002 000</b> <b>K579 002 001</b>
	<p>ST : 70,35</p> <p>TB : 110,00</p> <p>ØH : 52,00</p> <p>H<sub>z</sub> : -22,40 -6,40</p> <p>H<sub>x/y</sub> : -3,00 0,00</p> <p>ØV :</p> <p>V<sub>z</sub> :</p> <p>T1 : 10,40</p>	<p><b>R17</b>  3,00 TR6°</p> <p><b>R22</b>  2,50 SR</p> <p><b>R35</b>  4,00 SR.R</p>	<p>Type : DC</p> <p>Coating :</p> <p>Ø A : 104,25</p> <p>Ø C : 110</p> <p>H : 7,52</p> <p>L : 227,4</p> <p>F : 1,1</p>	<p>Montaj Yüksekliği</p>				
 <p>34,92 x 76,00 x 18,00</p>								










OPEL		P588 701				Ø72,50		
 <p><b>Ø72,5</b></p> <p>EP,T 4</p> <p>Benzin Engine : <b>Astra J, Corsa E</b> <b>A 14 NET TURBO ECO</b> 1364 cm<sup>3</sup>, 103 kW (140 PS) 2011-...</p> <p><b>B 14 NEH TURBO</b> 1364 cm<sup>3</sup>, 110 kW (150 PS) 2015 - ...</p>	<b>P588 701 000</b> <b>P588 701 050</b>	STD STD	STD +0,50	<b>R588 701 000</b> <b>R588 701 050</b>	<b>S588 701 000</b> <b>S588 701 050</b>			
	ST : 25,57 TB : 43,88 ØH : 56,20 Hz : -3,20 Hx/y : 0,00    0,00 ØV : 29,50    29,50 Vz : -2,10    -2,10 T1 : 4,55	<b>R01</b>  1,20 SR.R <b>R26</b>  1,20 SR.R <b>R37</b>  2,00 SR						
 <p>18,00 x 48,00 x 10,00</p>								

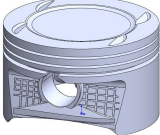




OPEL		P588 702				Ø72,50		
 <p><b>Ø72,5</b></p> <p>RC,T</p> <p>Benzin Engine : Astra J, Corsa E <b>A 14 NET TURBO ECOTEC</b> 4-Cyl. 1364 cc 103-KW - 140 PS 2011-...</p> <p><b>B 14 NEH TURBO</b> 4-Cyl. 1364 cc 110-KW - 150 PS 2015-...</p>	<b>P588 702 000</b> <b>P588 702 050</b>	STD STD	STD +0,50	<b>R588 702 000</b> <b>R588 702 050</b>	<b>S588 702 000</b> <b>S588 702 050</b>			
	ST : 25,57 TB : 43,88 ØH : 56,00 Hz : -2,90 Hx/y : 0,00    0,00 ØV : 29,50    29,50 Vz : -2,10    -2,10 T1 : 4,55	<b>R01</b>  1,20 SR.R <b>R26</b>  1,20 SR.R <b>R37</b>  2,00 SR						
 <p>18,00 x 48,00 x 10,00</p>								



**OPEL P588 703 Ø72,50**

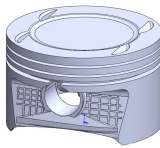




 <p><b>Ø72,5</b></p>	<b>P588 703 000</b> STD STD <b>R588 703 000</b> <b>S588 703 000</b>						
	<b>P588 703 025</b> STD +0,25 <b>R588 703 025</b> <b>S588 703 025</b>						
	<b>P588 703 050</b> STD +0,50 <b>R588 703 050</b> <b>S588 703 050</b>						
ST : 24,00 TB : 45,00 ØH : Hz : Hx/y : ØV : 30,00 30,00 Vz : -1,25 -1,25 T1 : 4,00	<b>R01</b>  1,20 SR <b>R06</b>  1,50 SR <b>R38</b>  2,00 SR.R						
 <p>18,00 x 51,00 x 11,00</p>							Montaj Yüksekliği

**OPEL P588 704 Ø73,40**






 <p><b>Ø73,4</b></p> <p>3 Benzin Engine : <b>Z 10 XEP / A 10 XEP</b> Agila A 1.0i 12V, Agile A 1.0i Twinport 12V, Corsa C 1.0i 12V, Corsa D 1.0i 12V 998 cm³ 4WD, 44 kW(60 PS) 09.2003...</p>	<b>P588 704 000</b> STD STD <b>R588 704 000</b> <b>S588 704 000</b>						
	<b>P588 704 025</b> STD +0,25 <b>R588 704 025</b> <b>S588 704 025</b>						
	<b>P588 704 050</b> STD +0,50 <b>R588 704 050</b> <b>S588 704 050</b>						
ST : 24,00 TB : 45,00 ØH : 52,00 Hz : -0,82 Hx/y : 0,00 0,00 ØV : 30,00 30,00 Vz : -1,33 -1,33 T1 : 4,00	<b>R01</b>  1,20 SR <b>R21</b>  1,20 SR <b>R35</b>  2,00 SR.R						
 <p>18,00 x 51,00 x 11,00</p>							Montaj Yüksekliği












OPEL P588 705 Ø73,4

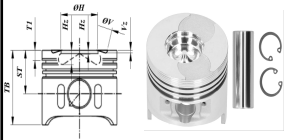


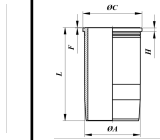







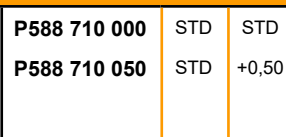
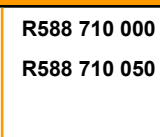
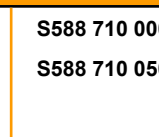



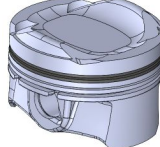




  <b>Ø73,4</b>  4 Benzin Engine : <b>Astra F Classic Estate 1.4, Comfort, Astra H 1.4, Combo Box Body/Estate 1.4 16V, Corsa C Box 1.4, Meriva 1.4 16V Twinport Z 14 XEP Twinport Ecotec / Z1,4XEP</b> <small>1364 cm³ 4V, 66 kW(89 PS) 09.2003...</small>  Chevrolet, Vauxhall	<b>P588 705 000</b>	STD	STD	<b>R588 705 000</b>	<b>S588 705 000</b>			
	<b>P588 705 025</b>	STD	+0,25	<b>R588 705 025</b>	<b>S588 705 025</b>			
	<b>P588 705 050</b>	STD	+0,50	<b>R588 705 050</b>	<b>S588 705 050</b>			
	ST : 23,00 TB : 44,00 ØH : 52,00 Hz : -1,25 Hx/y : 0,00    0,00 ØV : 30,00    30,00 Vz : -1,33    -1,33 T1 : 4,00			R01  1,20 SR R21  1,20 SR R35  2,00 SR.R				Montaj Yüksekliği
	 18,00 x 51,00 x 11,00							

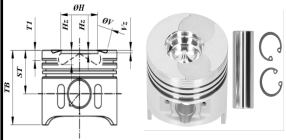


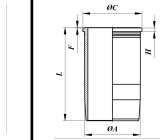








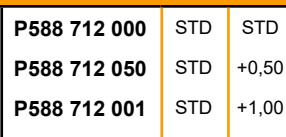
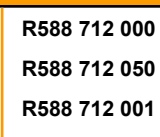





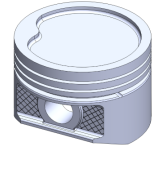



OPEL P588 706 Ø73,4

  <b>Ø73,4</b>  EP,BSG,T  4 Benzin Engine : <b>A14XER / A 14 XEL / A 14 XFL / B 14 XEJ / B 14 XEL</b> <small>4 Cyl. 1364cc, 74kw-101 PS Astra J 1.4i 16V, Aveo II 1.4i 16V, Corsa D 1.4i 16V, Meriva B 1.4i 16V 2009 - 2011</small>  CHEVROLET	<b>P588 706 000</b>	STD	STD	<b>R588 706 000</b>	<b>S588 706 000</b>			
	<b>P588 706 025</b>	STD	+0,25	<b>R588 706 025</b>	<b>S588 706 025</b>			
	<b>P588 706 050</b>	STD	+0,50	<b>R588 706 050</b>	<b>S588 706 050</b>			
	ST : 25,80 TB : 46,80 ØH : 53,00 Hz : -1,60 Hx/y : 0,00    0,00 ØV : 26,00    26,00 Vz : -2,40    -2,40 T1 : 5,70			R01  1,20 R26  1,20 R38  2,00				Montaj Yüksekliği
	 18,00 x 53,00 x 10,00							



OPEL		P588 707				Ø73,40		
 <p><b>Ø73,4</b></p> <p>EP,BSG,T</p> <p>4</p> <p><b>Benzin Engine :</b>  <b>A 12XER Euro5</b>            4 Cyl. 1229cc. 63kw-86 PS            Aveo II 1.2i 16V, Corsa D 1.2i 16V 2010 - .....</p> <p><b>CHEVROLET</b></p>	<b>P588 707 000</b> <b>P588 707 025</b> <b>P588 707 050</b>	STD STD STD	STD +0,25 +0,50	<b>R588 707 000</b> <b>R588 707 025</b> <b>R588 707 050</b>	<b>S588 707 000</b> <b>S588 707 025</b> <b>S588 707 050</b>			
	<p>ST : 26,85</p> <p>TB : 48,35</p> <p>ØH : 54,60</p> <p>Hz : 0,60</p> <p>Hx/y : 0,00    0,00</p> <p>ØV : 26,00    26,00</p> <p>Vz : -2,00    -2,00</p> <p>T1 : 6,40</p>	<p><b>R01</b>  1,20 SR</p> <p><b>R26</b>  1,20 SR</p> <p><b>R38</b>  2,00 SR</p>						
 <p><b>Ø74</b></p> <p>EP,T</p> <p>4</p> <p><b>Benzin Engine:</b>  <b>B 14 XFT</b>            4 Cyl. 1399cc. 110 kW - 150 HP            Astra K 2014 - ...</p>	<b>P588 708 000</b> <b>P588 708 050</b>	STD STD	STD +0,50	<b>R588 708 000</b> <b>R588 708 050</b>	<b>S588 708 000</b> <b>S588 708 050</b>			
<p>ST : 27,50</p> <p>TB : 46,00</p> <p>ØH : 26,00</p> <p>Hz : -4,50    2,50</p> <p>Hx/y : 4,80    2,12</p> <p>ØV : 30,00    30,00</p> <p>Vz : -1,68    -1,68</p> <p>T1 : 5,40</p>	<p><b>R01</b>  1,20 SR</p> <p><b>R26</b>  1,20 SR</p> <p><b>R37</b>  2,00 SR.R</p>							
 <p>19,00 x 47,20 x 10,00</p>								

OPEL		P588 709				Ø75,00		
     	 <p><b>Ø75</b></p> <p>SP</p> <p>4</p> <p><b>Benzin Engine : Ascona B 1.3 S, Corsa A Hatchback 1.3 GL, Kadett D 1.3 S, Corsa A Box 1.3, Corsa A Hatchback 1.3 i, Kadett E 1.3 i CAT 13 S / 13 SB / C 13 N</b></p> <p>1297 cm³, 50-61 kW (68-83 PS) 9,2:1 Ascona, Corsa Kadett, Manta 09/1979... Vauxhall</p>	<b>P588 709 000</b> STD STD <b>P588 709 050</b> STD +0,50 <b>P588 709 075</b> STD +0,75 <b>P588 709 001</b> STD +1,00 <b>P588 709 002</b> STD +1,50	<b>R588 709 000</b> <b>R588 709 050</b> <b>R588 709 075</b> <b>R588 709 001</b> <b>R588 709 002</b>	<b>S588 709 000</b> <b>S588 709 050</b> <b>S588 709 075</b> <b>S588 709 001</b> <b>S588 709 002</b>				
	<p>ST : 35,80</p> <p>TB : 62,40</p> <p>ØH : 63,20</p> <p>Hz : -5,40</p> <p>Hx/y :</p> <p>ØV : -3,60 -3,60</p> <p>T1 :</p>	<p>R02  1,50</p> <p>R06  1,50</p> <p>R31  4,00</p>						
 <p>20,00 x 65,00 x 12,00</p>								Montaj Yüksekliği
OPEL		P588 710				Ø75,00		
     	 <p><b>Ø75</b></p> <p>RC,T</p> <p>3</p> <p><b>Benzin Engine : Berlingo Box Body/MPV (B9), C3 Picasso, C3 Aircross II, C4 Cactus, DS3 (SA-), DS4 (NX-), DS3 Convertible.</b></p> <p><b>HNZ (EB2DT), HNP (EB2ADT), HNV (EB2DTM), HNY (EB2DTS), HNX (EB2DTS), HNX (EB2DTS), HNX (EB2DTS), HNX</b></p> <p>PureTech 110, 1.2 PureTech 110, 1.2 PureTech 110 (2RHNZB, 2RHNZW, 2RHNPX), 1.2 THP 110, 1.2 THP 130</p> <p>Peugeot, Opel</p>	<b>P588 710 000</b> STD STD <b>P588 710 050</b> STD +0,50	<b>R588 710 000</b> <b>R588 710 050</b>	<b>S588 710 000</b> <b>S588 710 050</b>				
	<p>ST : 28,08</p> <p>TB : 44,80</p> <p>ØH : 62,01</p> <p>Hz : -2,16 5,11</p> <p>Hx/y :</p> <p>ØV : 27,00 27,00</p> <p>Vz : -3,70 -3,70</p> <p>T1 : 6,20</p>	<p>R01  1,20 SR</p> <p>R26  1,00 SR</p> <p>R35  2,00 SR.R</p>						
 <p>19,50 x 45,00 x 11,00</p>								






OPEL		P588 711				Ø75,00		
      	<b>P588 711 000</b> <b>P588 711 050</b>	STD STD	STD +0,50	<b>R588 711 000</b> <b>R588 711 050</b>	<b>S588 711 000</b> <b>S588 711 050</b>			
	 <p><b>Ø75</b></p> <p>RC,T</p> <p>3</p> <p><b>Benzin Engine :</b> BERLINGO (ER-EC), C3 AIRCROSS II (2R,2C), BERLINGO Box Body/MPV (KØ), C3 III (SX), C4 CACTUS, C5 AIRCROSS (A), GRAND C4 SPACETOURER (3A,3E), DS3 (SA), DS3 CROSSBACK, DS 4 II, DS 7 CROSSBACK</p> <p><b>HNP (EB2ADT), HNS (EB2ADTS), HNV (EB2DTM),</b> 1.2 PureTech 110, 1.2 PureTech 130,</p> <p>Peugeot, Opel</p>	ST : 27,88 TB : 44,60 ØH : 60,51 Hz : -1807,20 5,35 Hx/y : ØV : 27,00 27,00 Vz : -3,25 -3,25 T1 : 6,50	R01  1,20 SR R26  1,00 SR R35  2,00 SR.R					
	 <p>19,50 x 45,00 x 11,00</p>							Montaj Yüksekliği
OPEL		P588 712				Ø77,60		
      	<b>P588 712 000</b> <b>P588 712 050</b> <b>P588 712 001</b>	STD STD STD	STD +0,50 +1,00	<b>R588 712 000</b> <b>R588 712 050</b> <b>R588 712 001</b>	<b>S588 712 000</b> <b>S588 712 050</b> <b>S588 712 001</b>			
	 <p><b>Ø77,6</b></p> <p>4</p> <p><b>Diesel Engine :</b> Astra F 1.4, Corsa A TR 1.4 S, Astra F 1.4 i, Combo 1.4, Kadett E 1.4 i</p> <p><b>C 1.4 NZ,SZ,NE</b> 1400 cm³,44 kW (60 PS) 9.4:1 Corsa,Kadett 1988... Astra 1991... Vauxhall</p>	ST : 32,05 TB : 52,50 ØH : 63,00 Hz : -3,30 Hx/y : ØV : Vz : T1 : 6,50	R01  1,50 R06  1,50 R31  3,00					Montaj Yüksekliği
	x x							









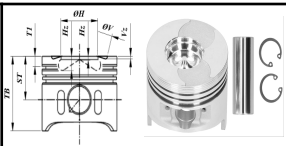


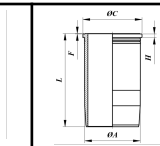







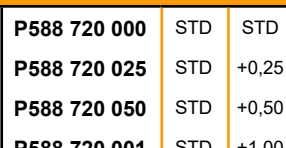
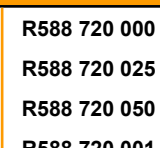
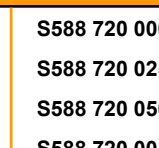











OPEL P588 717 Ø79,00






 <p><b>Ø79</b></p> <p>BSG,T 4</p> <p>Benzin Engine : <b>Z 16 XEP</b> 4 Cyl. 1598 cm³, 77 kW (101 PS) 10,5:1 4 ventile Meriva 2003...</p> <p>Vauxhall</p>	<p><b>P588 717 000</b> STD STD <b>R588 717 000</b> <b>S588 717 000</b></p> <p><b>P588 717 010</b> STD +0,10 <b>R588 717 010</b> <b>S588 717 010</b></p> <p><b>P588 717 025</b> STD +0,25 <b>R588 717 025</b> <b>S588 717 025</b></p> <p><b>P588 717 050</b> STD +0,50 <b>R588 717 050</b> <b>S588 717 050</b></p> <p><b>P588 717 001</b> STD +1,00 <b>R588 717 001</b> <b>S588 717 001</b></p>							
	<p>ST : 26,73</p> <p>TB : 48,73</p> <p>ØH :</p> <p>Hz :</p> <p>Hx/y :</p> <p>ØV :</p> <p>Vz :</p> <p>T1 : 4,00</p>	<p><b>R01</b>  1,20 SR</p> <p><b>R06</b>  1,20 SR</p> <p><b>R31</b>  2,00 SR.R</p>						
	 <p>18,00 x 52,00 x 9,50</p>							Montaj Yüksekliği






OPEL P588 718 Ø79,00

 <p><b>Ø79</b></p>	<p><b>P588 718 000</b> STD STD <b>R588 718 000</b> <b>S588 718 000</b></p> <p><b>P588 718 025</b> STD +0,25 <b>R588 718 025</b> <b>S588 718 025</b></p> <p><b>P588 718 050</b> STD +0,50 <b>R588 718 050</b> <b>S588 718 050</b></p> <p><b>P588 718 001</b> STD +1,00 <b>R588 718 001</b> <b>S588 718 001</b></p>							
	<p>ST : 28,00</p> <p>TB : 48,00</p> <p>ØH : 60,00</p> <p>Hz : -0,80</p> <p>Hx/y :</p> <p>ØV :</p> <p>Vz : -2,07 -2,07</p> <p>T1 :</p>	<p><b>R01</b>  1,20</p> <p><b>R26</b>  1,50</p> <p><b>R31</b>  2,50</p>						Montaj Yüksekliği
	<p>x x</p>							

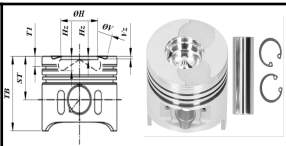


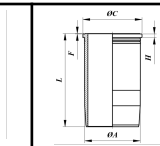












OPEL		P588 719				Ø79,00		
      	 <b>Ø79</b> SP 4 <b>Benzin Engine : Ascona C 1.6 i CAT, Astra F 1.6 i, Vectra A 1.6 i, Kadett E 1.6 i, Astra F 1.6 i, C 16 NZ / E 16 NZ / X 16 SZ</b> 1598 cm³ 55 kW (75 PS), 9,2:1 / Ascona 1986...1996 / Astra 1991... / Kadett 1986...1994 E 1.6 NZ 1598 cm³ 55 kW (75 PS), 9,2:1 / Ascona 1986...1996 / Vectra 09/1988...1990 / Kadett 1986...1993 X 1.6 SZ 1598 cm³ 52-74 kW (71-101 PS), 9,2:1 / Astra, Vectra 06/1993... X 1.6 SZR 1598 cm³ 55 kW (75 PS), 9,6:1 / Astra, Vectra 06/1996... <b>Vauxhall</b>	<b>P588 719 000</b> STD STD <b>P588 719 350</b> -0,30 +0,50 <b>P588 719 301</b> -0,30 +1,00	<b>R588 719 000</b> <b>R588 719 050</b> <b>R588 719 001</b>	<b>S588 719 000</b> <b>S588 719 350</b> <b>S588 719 301</b>				
	ST : 28,00 TB : 48,40 ØH : 63,50 Hz : 0,40 -2,70 Hx/y : 0,00 0,00 ØV : Vz : 0,00 0,00 T1 : 6,00  x x	<b>R01</b>  1,20 SR <b>R26</b>  1,50 SR <b>R38</b>  3,00 SR.R						
OPEL		P588 720				Ø79,00		
      	 <b>Ø79</b> RC,OCP 4 <b>Diesel Engine : Z 17 DTH / Z 17 DTH</b> 1689 cm³ 74 kW(101 PS) 18,4:1 Hub 86mm, Turbo Astra 2004... Corsa 2001... Meriva 2003...2010 <b>Vauxhall</b>	<b>P588 720 000</b> STD STD <b>P588 720 025</b> STD +0,25 <b>P588 720 050</b> STD +0,50 <b>P588 720 001</b> STD +1,00	<b>R588 720 000</b> <b>R588 720 025</b> <b>R588 720 050</b> <b>R588 720 001</b>	<b>S588 720 000</b> <b>S588 720 025</b> <b>S588 720 050</b> <b>S588 720 001</b>				
	ST : 39,75 TB : 64,75 ØH : 41,80 Hz : -14,10 -5,25 Hx/y : 0,00 0,00 ØV : 29,00 29,00 Vz : -1,37 -1,37 T1 : 9,50   27,00 x 64,00 x 14,00	<b>R01</b>  2,00 SR <b>R06</b>  1,50 SR <b>R35</b>  3,00 SR.R						Montaj Yüksekliği



OPEL		P588 721				Ø79,00			
 <p><b>Ø79</b></p> <p>EP,T</p> <p>4</p> <p>Benzin Engine :</p> <p><b>A16LET Euro 5</b></p> <p>4 Cyl. 1600 cm³ 132 kW (180 BG)</p> <p>INSIGNIA 1.6 2009-...</p>	<p><b>P588 721 000</b></p> <p><b>P588 721 050</b></p> <p><b>P588 721 001</b></p>	<p>STD</p> <p>STD</p> <p>STD</p>	<p>STD</p> <p>+0,50</p> <p>+1,00</p>	<p><b>R588 721 000</b></p> <p><b>R588 721 050</b></p> <p><b>R588 721 001</b></p>	<p><b>S588 721 000</b></p> <p><b>S588 721 050</b></p> <p><b>S588 721 001</b></p>	<p><b>L588 701 000</b></p>	<p>STD</p>	<p><b>K588 721 000</b></p>	
	<p>ST : 28,10</p> <p>TB : 45,10</p> <p>ØH : 67,50</p> <p>Hz : 0,60</p> <p>Hx/y : 0,00 0,00</p> <p>ØV :</p> <p>Vz :</p> <p>T1 : 4,30</p>		<p><b>R01</b>  1,20 SR</p> <p><b>R26</b>  1,20 SR</p> <p><b>R38</b>  2,00 SR.R</p>		<p>Type : DS</p> <p>Coating :</p> <p>Ø A : 82,00</p> <p>Ø C : 83,50</p> <p>H : 5,00</p> <p>L : 125,00</p> <p>F :</p>		<p>Montaj Yüksekliği</p>		
	 <p>19,00 x 53,00 x 9,00</p>								






OPEL		P588 722				Ø79,00			
 <p><b>Ø79</b></p> <p>RC,Y,P,S</p> <p>4</p> <p>Diesel Engine : Astra G Estate 1.7 DTI 16V, Astra G Hatchback 1.7 DTI 16V, Astra G Saloon 1.7 DTI 16V, Combo Box Body / Combo Tour 1.7 DTI 16V, Meriva 1.7 DTI,</p> <p><b>Y 17 DT,</b></p> <p>4-Cyl. 1686 cm³, 55 kW (75 PS) Turbo Intercooled</p> <p><b>Y 17 DTL,</b> 4-Cyl. 1686 cm³, 48 kW (65 PS) Turbo Intercooled</p> <p>Vauxhall, Chevrolet, Honda</p>	<p><b>P588 722 000</b></p> <p><b>P588 722 025</b></p> <p><b>P588 722 050</b></p> <p><b>P588 722 001</b></p>	<p>STD</p> <p>STD</p> <p>STD</p> <p>STD</p>	<p>STD</p> <p>+0,25</p> <p>+0,50</p> <p>+1,00</p>	<p><b>R588 722 000</b></p> <p><b>R588 722 025</b></p> <p><b>R588 722 050</b></p> <p><b>R588 722 001</b></p>	<p><b>S588 722 000</b></p> <p><b>S588 722 025</b></p> <p><b>S588 722 050</b></p> <p><b>S588 722 001</b></p>	<p><b>L588 702 000</b></p>	<p>STD</p>	<p><b>K588 722 000</b></p>	
	<p>ST : 39,75</p> <p>TB : 84,00</p> <p>ØH : 38,70</p> <p>Hz : -14,00 -10,20</p> <p>Hx/y : 0,00 0,00</p> <p>ØV : 31,00 31,00</p> <p>Vz : -1,50 -1,50</p> <p>T1 : 10,00</p>		<p><b>R01</b>  2,00 SR</p> <p><b>R06</b>  1,50 SR</p> <p><b>R35</b>  3,00 SR.R</p>		<p>Type : DS</p> <p>Coating :</p> <p>Ø A : 82,00</p> <p>Ø C : 83,50</p> <p>H : 5,00</p> <p>L : 137,00</p> <p>F :</p>		<p>Montaj Yüksekliği</p> <p>1,45 mm conta ile + 0,63 / + 0,70</p> <p>1,50 mm conta ile + 0,70 / + 0,76</p> <p>1,55 mm conta ile + 0,76 / + 0,83</p>		
	 <p>27,00 x 64,00 x 14,00</p>								



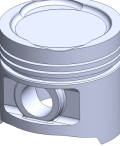




OPEL		P588 723				Ø79,00			
      	<b>P588 723 000</b> <b>P588 723 050</b>	STD STD	STD +0,50	<b>R588 723 000</b> <b>R588 723 050</b>	<b>S588 723 000</b> <b>S588 723 050</b>				
	 <p><b>Ø79</b></p> <p>S</p> <p><b>Benzin Engine :</b> Vectra 1.6i 16v, Astra 1.6i 16v, Meriva 1.6 16v, Vectra 1.6i 16v, Zafira 1.6i 16v</p> <p><b>Y16XE,</b> 4-Cyl. 1598cc, 74 kW, 101 PS 10,5:1 MPI</p> <p><b>Z16SE, Z16XE,</b> <b>Z16XEP</b> 4-Cyl. 1598cc 74 kW, 101 PS 10,5:1 MPI</p> <p>ST : 27,20 TB : 50,20 ØH : Hz : Hx/y : ØV : Vz : T1 : 3,00</p> <p>x x</p>	<b>R01</b>  1,20 SR <b>R26</b>  1,50 SR <b>R38</b>  2,50 SR							
									Montaj Yüksekliği
OPEL		P588 724				Ø79,01			
 <p><b>Ø79,01</b></p> <p>EP,T</p> <p>4</p> <p><b>Benzin Engine :</b> <b>Z16XER</b> 4 Cyl. 1600 cm³ 120 BG ASTRA H, ASTRA J, INSIGNIA 1,6 2009-...</p>	<b>P588 724 000</b> <b>P588 724 050</b>	STD STD	STD +0,50	<b>R588 724 000</b> <b>R588 724 050</b>	<b>S588 724 000</b> <b>S588 724 050</b>				
	<p>ST : 27,90 TB : 49,90 ØH : 53,80 Hz : 1,20 Hx/y : 0,00 0,00 ØV : 30,00 30,00 Vz : -1,90 -1,90 T1 : 4,90</p>  <p>19,00 x 46,00 x 11,00</p>	<b>R01</b>  1,20 SR <b>R26</b>  1,20 SR <b>R38</b>  2,00 SR.R							Montaj Yüksekliği








OPEL **P588 801** Ø80,00

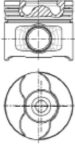
 <p><b>Ø80</b></p> <p>RC,SP,EP,S</p> <p>4</p> <p>Diesel Engine : <b>Ascona C 1.6 D, Ascona C Hatchback 1.6 D, Kadett E 1.6 D, 16 D / 16 DA</b></p> <p>1598 cm<sup>3</sup> 40-40,5 kW (54-55 PS) 22,5:1                  Kadett D ...1984                  Kadett D 1984...1992                  Ascona C 1982...1989                  Vauxhall</p>	<p><b>P588 801 000</b> STD STD <b>R588 801 000</b> <b>S588 801 000</b> <b>L588 803 000</b> STD <b>K588 801 000</b></p> <p><b>P588 801 050</b> STD +0,50 <b>R588 801 050</b> <b>S588 801 050</b></p> <p><b>P588 801 001</b> STD +1,00 <b>R588 801 001</b> <b>S588 801 001</b></p>	<p>ST : 44,95</p> <p>TB : 76,95</p> <p>ØH : 21,00</p> <p>Hz : -1,50 -0,80</p> <p>Hx/y :</p> <p>ØV :</p> <p>Vz :</p> <p>T1 : 14,15</p>	<p><b>R01</b>  2,00 SR</p> <p><b>R06</b>  2,00 SR</p> <p><b>R35</b>  3,00 SR</p>	<p>Type : DS</p> <p>Coating :</p> <p>Ø A : 83,00</p> <p>Ø C : 84,90</p> <p>H : 4,50</p> <p>L : 143,50</p> <p>F :</p>	<p>Montaj Yüksekliği</p> <p>1,30 mm conta ile                  0 / + 0,75                  1,40 mm conta ile                  + 0,75 / + 0,85                  1,50 mm conta ile                  + 0,85 / + 1,05</p>
	 <p>26,00 x 65,00 x 13,00</p>				

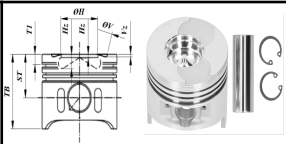


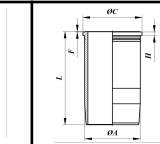






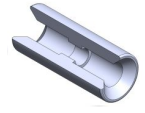
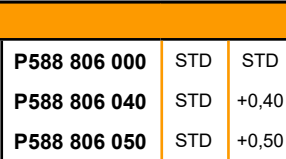
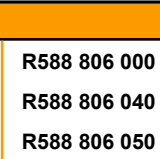
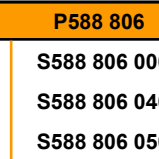
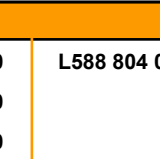






OPEL **P588 802** Ø80,00

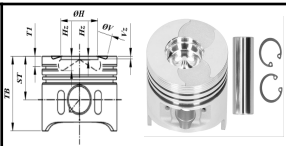


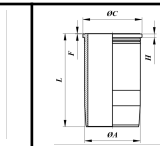








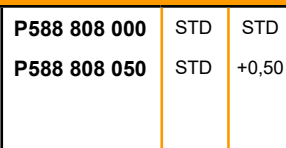











 <p><b>Ø80</b></p> <p>SP</p> <p>4</p> <p>Diesel Engine : <b>Ascona C 1.6 S, Kadett D 1.6 D S, Kadett E 1.6 S</b></p> <p><b>16 SH</b></p> <p>1592cc 66 kW (89 PS) 9,2:1                  Ascona, Kadett 1981...                  Vauxhall</p>	<p><b>P588 802 000</b> STD STD <b>R588 802 000</b> <b>S588 802 000</b></p> <p><b>P588 802 050</b> STD +0,50 <b>R588 802 050</b> <b>S588 802 050</b></p> <p><b>P588 802 075</b> STD +0,75 <b>R588 802 075</b> <b>S588 802 075</b></p> <p><b>P588 802 001</b> STD +1,00 <b>R588 802 001</b> <b>S588 802 001</b></p>	<p>ST : 40,00</p> <p>TB : 72,00</p> <p>ØH : 66,20</p> <p>Hz : -3,20</p> <p>Hx/y :</p> <p>ØV :</p> <p>Vz :</p> <p>T1 :</p>	<p><b>R01</b>  1,50</p> <p><b>R26</b>  1,75</p> <p><b>R31</b>  4,00</p>			
	 <p>23,00 x 70,00 x 16,00</p>					

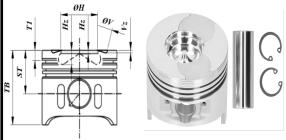


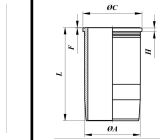







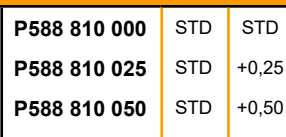
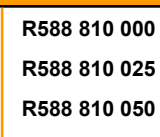
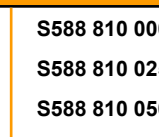











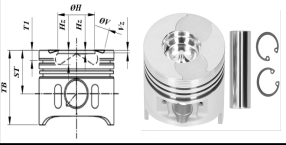


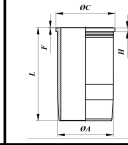


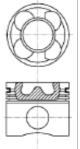









OPEL		P588 803				Ø82,00	
 <p>Ø82</p>	<b>P588 803 000</b>	STD	STD	<b>R588 803 000</b>	<b>S588 803 000</b>		
	<p>ST : 46,50</p> <p>TB : 72,50</p> <p>ØH : 41,50</p> <p>Hz : -15,40</p> <p>Hx/y :</p> <p>ØV :</p> <p>Vz : -1,03    -1,03</p> <p>T1 : 8,87</p>			<p><b>R01</b>  2,00</p> <p><b>R08</b>  2,00</p> <p><b>R35</b>  2,00</p>			
	 <p>26,00 x 61,00 x 13,00</p>						Montaj Yüksekliği

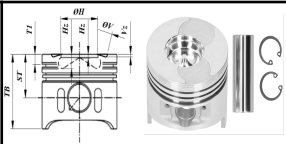


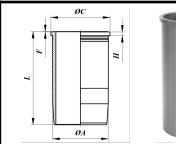







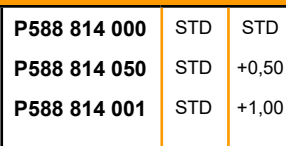
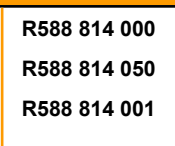









OPEL		P588 804				Ø82,00	
 <p>Ø82</p>	<b>P588 804 000</b>	STD	STD	<b>R588 804 000</b>	<b>S588 804 000</b>		
	<p>ST : 46,50</p> <p>TB : 72,50</p> <p>ØH : 37,50</p> <p>Hz : -17,50</p> <p>Hx/y :</p> <p>ØV : 37,50    37,50</p> <p>Vz : -0,65    -0,65</p> <p>T1 :</p>			<p>2,00</p> <p>2,00</p> <p>2,00</p>			Montaj Yüksekliği
	<p>x                    x</p>						

OPEL		P588 805				Ø83,00			
     	 <p><b>Ø83</b> RC, OCP, BB</p> <p>Diesel Engine : 2,0 CDTI <b>Z 20</b></p>	<b>P588 805 000</b> <b>P588 805 050</b>	STD STD	STD +0,50	<b>R588 805 000</b> <b>R588 805 050</b>	<b>S588 805 000</b> <b>S588 805 050</b>			
	<b>Chevrolet</b>	ST : 46,35 TB : 72,35 ØH : 46,70 Hz : -13,95 -4,00 Hx/y : 0,00 0,00 ØV : Vz : T1 : 9,70	<b>R16</b>  2,00 TR6° <b>R06</b>  2,00 SR <b>R35</b>  3,00 SR.R						
	 <p>28,00 x 67,00 x 13,00</p>								
OPEL		P588 806				Ø83,00			
    	 <p><b>Ø83</b> RC, OCP, YP, T 4</p> <p>Diesel Engine : Insignia 2.0 CDTI, Zafira Tourer C 2.0 CDTI, Astra GTC J 2.0 CDTI, Astra J 2.0 CDTI, Zafira Tourer C 2.0 CDTI</p> <p><b>EXF / A 20 DT Euro5</b> <b>A 20 DTC / A 20 DTH / A 20 DTJ A 20 DTL Euro 5 Y 20 DTJ / Z 20 DTJ</b> <b>Fiat, Alfa Romeo, Chrysler</b></p>	<b>P588 806 000</b> <b>P588 806 040</b> <b>P588 806 050</b> <b>P588 806 200</b> <b>P588 806 400</b> <b>P588 806 650</b> <b>P588 806 060</b>	STD STD STD -0,25 -0,40 -0,60 STD	STD +0,40 +0,50 STD STD +0,50 +0,60	<b>R588 806 000</b> <b>R588 806 040</b> <b>R588 806 050</b> <b>R588 806 000</b> <b>R588 806 000</b> <b>R588 806 050</b> <b>R588 806 060</b>	<b>S588 806 000</b> <b>S588 806 040</b> <b>S588 806 050</b> <b>S588 806 200</b> <b>S588 806 400</b> <b>S588 806 650</b> <b>S588 806 060</b>	<b>L588 804 000</b>	STD	<b>K588 806 000</b>
		ST : 46,63 TB : 72,63 ØH : 43,50 Hz : -15,80 -5,30 Hx/y : 0,00 0,00 ØV : 34,00 34,00 Vz : -1,17 -1,17 T1 : 9,50	<b>R06</b>  1,50 SR <b>R26</b>  1,50 SR <b>R35</b>  2,00 SR.R	Type : DS Coating : Ø A : 86,00 Ø C : 87,50 H : 5,00 L : 155,00 F :					
	 <p>30,00 x 66,85 x 15,00</p>								

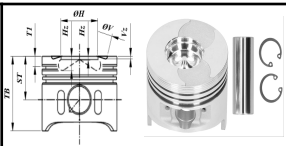


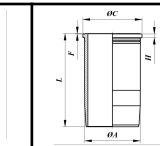








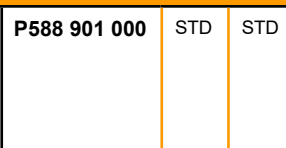










OPEL		P588 807				Ø83,00		
      	 <b>Ø83</b> RC,OCP 4 Diesel Engine : Insignia 2.0 CDTI, Zafira Tourer C 2.0 CDTI, Astra GTC J 2.0 CDTI, Astra J 2.0 CDTI, Zafira Tourer C 2.0 CDTI <b>EXF / A 20 DT Euro5</b> <b>A 20 DTC / A 20 DTH / A 20 DTJ A 20 DTL Euro 5 Y 20 DTJ / Z 20 DTJ</b> <b>Fiat, Alfa Romeo, Chrysler</b>	<b>P588 807 000</b> STD STD <b>P588 807 040</b> STD +0,40 <b>P588 807 050</b> STD +0,50 <b>P588 807 200</b> -0,25 STD <b>P588 807 400</b> -0,40 STD <b>P588 807 650</b> -0,60 +0,50	<b>R588 807 000</b> <b>R588 807 040</b> <b>R588 807 050</b> <b>R588 807 000</b> <b>R588 807 000</b> <b>R588 807 050</b>	<b>S588 807 000</b> <b>S588 807 040</b> <b>S588 807 050</b> <b>S588 807 200</b> <b>S588 807 400</b> <b>S588 807 650</b>				
	ST : 46,63 TB : 72,63 ØH : 43,50 Hz : -15,80 -5,30 Hx/y : 0,00 0,00 ØV : 34,00 34,00 Vz : -1,17 -1,17 T1 : 9,50	<b>R01</b>  2,00 SR <b>R02</b>  2,00 SR <b>R35</b>  2,00 SR.R						
 30,00 x 66,85 x 15,00								
OPEL		P588 808				Ø84,00		
      	 <b>Ø84</b>	<b>P588 808 000</b> STD STD <b>P588 808 050</b> STD +0,50	<b>R588 808 000</b> <b>R588 808 050</b>	<b>S588 808 000</b> <b>S588 808 050</b>				
	ST : 47,92 TB : 76,00 ØH : 49,07 Hz : -14,90 -5,50 Hx/y : 0,00 0,50 ØV : Vz : -0,40 -0,40 T1 :	<b>R11</b>  2,50 ETR7° <b>R28</b>  2,00 <b>R35</b>  2,00						Montaj Yüksekliği
 32,00 x 65,00 x 14,00								

OPEL		P588 809				Ø84,00		
     	 <p><b>Ø84</b></p> <p>RC,YP,T</p> <p>4</p> <p>Diesel Engine : <b>Astra F Classic Hatchback 2.0 Di, Astra G Box 2.0 DI, Astra G Estate 2.0 DI, Vectra B 2.0 DI 16V, Vectra B Estate 2.0 DI 16V, Zafira 2.0 DI 16V X 20 DTL / Y 20 DTL</b></p> <p>1998 cm³ 60 kW (82 PS), 18,7:1 Turbo, Intercooler 24 v Astra 2.0 16v, Omega 2.0 16V, Vectra 2.0 16v, Zafira 1996 - 2004</p>	<b>P588 809 000</b> STD STD <b>P588 809 050</b> STD +0,50	<b>R588 809 000</b> <b>R588 809 050</b>	<b>S588 809 000</b> <b>S588 809 050</b>				
	<p>ST : 45,80</p> <p>TB : 70,80</p> <p>ØH : 41,00</p> <p>Hz : -14,90 -8,00</p> <p>Hx/y : 0,00 1,00</p> <p>ØV : 28,50 31,50</p> <p>Vz : -1,00 -1,00</p> <p>T1 : 8,60</p>	<p>R01  2,00 SR</p> <p>R01  1,75 SR</p> <p>R35  3,00 SR.R</p>						
 <p>29,00 x 68,00 x 14,00</p>								<p>Montaj Yüksekliği</p> <p>STD Conta ile + 0,40 / + 0,50</p> <p>1 çentik conta ile + 0,51 / + 0,60</p> <p>2 çentik conta ile + 0,61 / + 0,70</p>
OPEL		P588 810				Ø84,00		
     	 <p><b>Ø84</b></p> <p>RC,OCP</p> <p>4</p> <p>Diesel Engine : <b>Frontera B 2.2 DTI, Sintra 2.2 DTI, Omega B 2.2 DTI 16V, Astra G Convertible 2.2 DTI, Astra G Coupe 2.2 DTI, Signum 2.2 DTI, Vectra B 2.2 DTI 16 V, Zafira 2.2 DTI 16V, X 22 DTH, 4-Cyl. 2172 cm³, 85 kW (115 PS) Turbo</b></p> <p><b>Y 22 DTH 4-Cyl. 2172 cm³, 85/88/92 kW (115/120/125 PS) Turbo Intercooled</b></p> <p><b>Y 22 DTR 4-Cyl. 2172 cm³, 92 kW (125 PS) Turbo Intercooled</b></p> <p>Vauxhall, Saab</p>	<b>P588 810 000</b> STD STD <b>P588 810 025</b> STD +0,25 <b>P588 810 050</b> STD +0,50 <b>P588 810 001</b> STD +1,00	<b>R588 810 000</b> <b>R588 810 025</b> <b>R588 810 050</b> <b>R588 810 001</b>	<b>S588 810 000</b> <b>S588 810 025</b> <b>S588 810 050</b> <b>S588 810 001</b>				
	<p>ST : 45,80</p> <p>TB : 70,80</p> <p>ØH : 43,00</p> <p>Hz : -14,67</p> <p>Hx/y :</p> <p>ØV :</p> <p>Vz : -1,05 -1,05</p> <p>T1 :</p>	<p>R01  1,75</p> <p>R06  1,75</p> <p>R35  3,00</p>						
 <p>29,00 x 68,00 x 14,00</p>								

OPEL		P588 811				Ø84,00			
      	 <p><b>Ø84</b></p>	<b>P588 811 000</b>	STD	STD	<b>R588 811 000</b>	<b>S588 811 000</b>			
	ST : 45,85 TB : 70,80 ØH : 41,00 Hz : -14,68 Hx/y : ØV : Vz : -1,05    -1,05 T1 :	 <p>29,00 x 68,00 x 14,00</p>	<b>R01</b>  1,75 <b>R06</b>  1,75 <b>R35</b>  3,00						
OPEL		P588 812				Ø84,00			
 <p><b>Ø84</b></p> <p>RC,Y,P,T</p> <p>4</p> <p>Diesel Engine : Astra F Classic Hatchback 2.0 DTI, Astra G Estate 2.0 DTI 16V, Omega B 2.0 DTI 16V, Vectra B 2.0 DTI 16V,</p> <p><b>X 20 DTH,</b> 4-Cyl. 1995 cm³, 74 kW (100 PS) Turbo Intercooled</p> <p>Vauxhall</p>	<b>P588 812 000</b>	STD	STD	<b>R588 812 000</b>	<b>S588 812 000</b>				
	ST : 45,80 TB : 70,80 ØH : 40,85 Hz : -14,67 Hx/y : ØV : Vz : -1,00    -1,00 T1 :	 <p>29,00 x 68,00 x 14,00</p>	<b>R16</b>  2,50 <b>R06</b>  1,75 <b>R35</b>  3,00						Montaj Yüksekliği STD Conta ile + 0,40 / + 0,50 1 çentik conta ile + 0,51 / + 0,60 2 çentik conta ile + 0,61 / + 0,70

OPEL		P588 813				Ø84,80				
     	 <b>Ø84,8</b> SP 4 Benzin Engine : <b>Astra F 1.8 i 16V, Omega A 1.8, Vectra A 1.8 S 18 SE / 18 SEH / 18 SV</b> 1796 cm³ 85 kW (115 PS), 10:1 Omega, Kadett GSI, Ascona 1986...1995 1.8 S, C1.8 S, SV 1796 cm³ 99 kW (90 PS), 10:1 <b>Vauxhall</b> Omega 1986...1995	<b>P588 813 000</b> <b>P588 813 050</b> <b>P588 813 001</b>	STD STD STD	STD +0,50 +1,00	<b>R588 813 000</b> <b>R588 813 050</b> <b>R588 813 001</b>	<b>S588 813 000</b> <b>S588 813 050</b> <b>S588 813 001</b>				
	ST : 33,65 TB : 53,65 ØH : 41,00 Hz : -4,00 Hx/y : ØV : Vz : T1 :	 21,00 x 61,50 x 13,00	<b>R01</b>  1,50 <b>R06</b>  1,50 <b>R38</b>  3,00							
										Montaj Yüksekliği
OPEL		P588 814				Ø86,00				
     	 <b>Ø86</b> SP 4 Benzin Engine : <b>Ascona C 2.0, Kadett E 2.0 i, Ascona C 2.0 i CAT, Astra F 2.0 i, Omega A 2.0 i, Vectra A 2.0 i CAT 20 NE / C 20 NE</b> 1998 cm³ 85-90-95 kW (115-122-130 PS) 10:1 Kadett GSI Omega I, Calibra 1986... <b>Daewoo, Isuzu, Vauxhall</b>	<b>P588 814 000</b> <b>P588 814 050</b> <b>P588 814 001</b>	STD STD STD	STD +0,50 +1,00	<b>R588 814 000</b> <b>R588 814 050</b> <b>R588 814 001</b>	<b>S588 814 000</b> <b>S588 814 050</b> <b>S588 814 001</b>				
	ST : 30,40 TB : 50,40 ØH : 56,00 Hz : -5,00 Hx/y : ØV : Vz : T1 :	 21,00 x 61,50 x 13,00	<b>R01</b>  1,50 <b>R06</b>  1,50 <b>R38</b>  3,00							
										Montaj Yüksekliği



OPEL		P588 815				Ø86,00		
     	 <b>Ø86</b> SP 4 Benzin Engine : <b>Astra F 2.0 16V, Astra F Estate 2.0 i 16V, Astra G Estate 2.0 16V, Vectra B 2.0 i 16V</b> <b>X 20 XEV</b> 1998 cm³, 82 kW (112 PS) 9,2:1 Injection 4 ventile / Astra, Calibra, Vectra / Omega 01/1994... X 2.0 XEV 1998 cm³, 100 kW (136 PS) 18,8:1 Injection 4 ventile Astra 1995... / Calibra 1994...07/1997 Omega 03/1994...1999 / Vectra 1994...09/200	<b>P588 815 000</b> STD STD <b>P588 815 050</b> STD +0,50 <b>P588 815 001</b> STD +1,00 <b>P588 815 400</b> -0,40 STD <b>P588 815 450</b> -0,40 +0,50	<b>R588 815 000</b> <b>R588 815 050</b> <b>R588 815 001</b> <b>R588 815 000</b> <b>R588 815 050</b>	<b>S588 815 000</b> <b>S588 815 050</b> <b>S588 815 001</b> <b>S588 815 400</b> <b>S588 815 450</b>	<b>L588 805 000</b> 	STD <b>K588 815 000</b>	Type : DS Coating : Ø A : 89,00 Ø C : 90,00 H : 5,00 L : 135,00 F :	<b>Montaj Yüksekliği</b> + 0,25 / + 0,30
	ST : 30,40 TB : 55,40 ØH : 59,00 Hz : -3,16 Hx/y : ØV : Vz : -1,70 -1,70 T1 :	<b>R01</b>  1,50 <b>R06</b>  1,50 <b>R35</b>  3,00	 21,00 x 61,50 x 13,00					
OPEL		P588 901				Ø95,00		
     	 <b>Ø95</b> SP 4 Benzin Engine : <b>C 2.4 NE</b> 2410 cm³, 92 kW (125 PS), 9,2:1 Injection, Katalysator Frontera Omega	<b>P588 901 000</b> STD STD <b>R588 901 000</b> <b>S588 901 000</b>	<b>R01</b>  1,50 SR <b>R26</b>  1,50 SR <b>R35</b>  3,00 SR.R	ST : 31,50 TB : 61,00 ØH : 81,00 Hz : -2,25 Hx/y : 0,00 0,00 ØV : 44,00 44,00 Vz : -4,00 -4,00 T1 : 6,00	 22,00 x 65,00 x 14,00	<b>Montaj Yüksekliği</b>		









**ÖZEL P999 601 Ø68,00**







<p><b>Ø68</b></p>	<b>P999 601 000</b> STD STD <b>R999 601 000</b> <b>S999 601 000</b> <b>P999 601 040</b> STD +0,40 <b>R999 601 040</b> <b>S999 601 040</b> <b>P999 601 080</b> STD +0,80 <b>R999 601 080</b> <b>S999 601 080</b>						
	ST : 42,00 TB : 78,65 ØH : Hz : Hx/y : ØV : Vz : T1 : 6,10	<b>R01</b> 2,50 SR <b>R06</b> 2,50 SR <b>R21</b> 2,50 SR <b>R35</b> 4,50 SR					
	<p>20,00 x 56,50 x 14,00</p>						Montaj Yüksekliği

**ÖZEL P999 602 Ø68,00**





<p><b>Ø68</b></p>	<b>P999 602 000</b> STD STD <b>R999 602 000</b> <b>S999 602 000</b> <b>P999 602 040</b> STD +0,40 <b>R999 602 040</b> <b>S999 602 040</b> <b>P999 602 080</b> STD +0,80 <b>R999 602 080</b> <b>S999 602 080</b>						
	ST : 42,00 TB : 78,65 ØH : Hz : Hx/y : ØV : Vz : T1 : 6,10	<b>R01</b> 2,50 SR <b>R06</b> 2,50 SR <b>R21</b> 2,50 SR <b>R35</b> 4,50 SR					
	<p>18,00 x 56,50 x 11,00</p>						Montaj Yüksekliği









ÖZEL		P999 603				Ø68,00		
 <b>Ø68</b>	<b>P999 603 000</b> <b>P999 603 040</b> <b>P999 603 080</b>	STD STD STD	STD +0,40 +0,80	<b>R999 603 000</b> <b>R999 603 040</b> <b>R999 603 080</b>	<b>S999 603 000</b> <b>S999 603 040</b> <b>S999 603 080</b>			
	ST : 42,00 TB : 78,65 ØH : Hz : Hx/y : ØV : Vz : T1 : 6,10	<b>R01</b>  2,50 SR <b>R06</b>  2,50 SR <b>R21</b>  2,50 SR <b>R35</b>  4,50 SR						
 22,00 x 56,50 x 15,00								

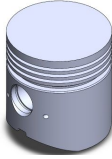





ÖZEL		P999 604				Ø68,00		
 <b>Ø68</b>	<b>P999 604 000</b> <b>P999 604 040</b> <b>P999 604 080</b>	STD STD STD	STD +0,40 +0,80	<b>R999 604 000</b> <b>R999 604 040</b> <b>R999 604 080</b>	<b>S999 604 000</b> <b>S999 604 040</b> <b>S999 604 080</b>			
	ST : 42,00 TB : 78,65 ØH : Hz : Hx/y : ØV : Vz : T1 : 6,10	<b>R01</b>  2,50 SR <b>R06</b>  2,50 SR <b>R21</b>  2,50 SR <b>R35</b>  5,00 SR						
 20,00 x 56,50 x 14,00								








ÖZEL		P999 605				Ø69,00		
 <b>Ø69</b>	<b>P999 605 000</b>	STD	STD	<b>R999 605 000</b>	<b>S999 605 000</b>			
	<b>ST :</b> 34,55 <b>TB :</b> 62,20 <b>ØH :</b> 34,50 <b>H<sub>z</sub> :</b> -10,50    -3,15 <b>H<sub>x/y</sub> :</b> 4,00    2,00 <b>ØV :</b> <b>V<sub>z</sub> :</b> <b>T1 :</b> 7,05			<b>R01</b>  2,00 SR <b>R01</b>  1,50 SR <b>R35</b>  2,00 SR.R				
								Montaj Yüksekliği

ÖZEL		P999 701				Ø72,00		
 <b>Ø72</b>	<b>P999 701 000</b>	STD	STD	<b>R999 701 000</b>	<b>S999 701 000</b>			
	<b>P999 701 040</b>	STD	+0,40	<b>R999 701 040</b>	<b>S999 701 040</b>			
	<b>P999 701 080</b>	STD	+0,80	<b>R999 701 080</b>	<b>S999 701 080</b>			
	<b>ST :</b> 42,00 <b>TB :</b> 82,00 <b>ØH :</b> <b>H<sub>z</sub> :</b> <b>H<sub>x/y</sub> :</b> <b>ØV :</b> <b>V<sub>z</sub> :</b> <b>T1 :</b> 6,00			<b>R01</b>  2,50 SR <b>R06</b>  2,50 SR <b>R21</b>  2,50 SR <b>R35</b>  5,00 SR				
	 20,00 x 63,00 x 14,50							Montaj Yüksekliği








ÖZEL		P999 702				Ø74,00	
 <b>Ø74</b>	<b>P999 702 000</b> STD STD <b>P999 702 040</b> STD +0,40 <b>P999 702 080</b> STD +0,80	<b>R999 702 000</b> <b>R999 702 040</b> <b>R999 702 080</b>	<b>S999 702 000</b> <b>S999 702 040</b> <b>S999 702 080</b>				
	ST : 42,00 TB : 78,50 ØH : Hz : Hx/y : ØV : Vz : T1 : 5,95	<b>R01</b>  2,50 SR <b>R06</b>  2,50 SR <b>R21</b>  2,50 SR <b>R35</b>  5,00 SR					Montaj Yüksekliği
 22,00 x 64,00 x 15,00							



ÖZEL		P999 901				Ø91,70	
 <b>Ø91,7</b>	<b>P999 901 000</b> STD STD <b>P999 901 040</b> STD +0,40 <b>P999 901 080</b> STD +0,80	<b>R999 901 000</b> <b>R999 901 040</b> <b>R999 901 080</b>	<b>S999 901 000</b> <b>S999 901 040</b> <b>S999 901 080</b>				
	ST : 41,00 TB : 80,00 ØH : Hz : Hx/y : ØV : 44,00 40,00 Vz : -2,50 -3,50 T1 : 9,90	<b>R01</b>  1,75 SR <b>R06</b>  2,00 SR <b>R35</b>  4,00 SR					Montaj Yüksekliği
 24,00 x 69,50 x 15,50							

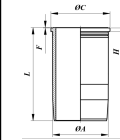
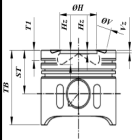


ÖZEL P999 902 Ø94,00





 <p><b>Ø94</b></p>	<p><b>P999 902 000</b> STD STD <b>R999 902 000</b> <b>S999 902 000</b></p> <p><b>P999 902 040</b> STD +0,40 <b>R999 902 040</b> <b>S999 902 040</b></p>						
	<p>ST : 52,00</p> <p>TB : 80,00</p> <p>ØH : 52,00</p> <p>H<sub>z</sub> : -17,00 -6,00</p> <p>H<sub>x/y</sub> : 0,00 0,00</p> <p>ØV : 31,50 31,50</p> <p>V<sub>z</sub> : -0,75 -0,75</p> <p>T1 : 8,50</p>	<p><b>R16</b>  2,50 TR15°</p> <p><b>R06</b>  1,50 SR</p> <p><b>R35</b>  2,00 SR.R</p>					
	 <p>32,00 x 74,00 x 16,00</p>						Montaj Yüksekliği

ÖZEL P999 903 Ø94,00



 <p><b>Ø94</b></p>	<p><b>P999 903 000</b> STD STD <b>R999 903 000</b> <b>S999 903 000</b></p>						
	<p>ST : 52,00</p> <p>TB : 80,00</p> <p>ØH : 64,50</p> <p>H<sub>z</sub> : -17,26 -12,60</p> <p>H<sub>x/y</sub> : 0,00 0,00</p> <p>ØV : 42,00 39,00</p> <p>V<sub>z</sub> : -1,00 -1,10</p> <p>T1 : 8,50</p>	<p>2,50 TR15°</p> <p>2,00 SR</p> <p>4,00 SR.R</p>					
	 <p>30,00 x 74,00 x 11,00</p>					Montaj Yüksekliği	



ÖZEL P999 001 Ø100,00





Ø100	P999 001 000	STD	STD	R999 001 000	S999 001 000			
	ST : 70,50 TB : 106,50 ØH : 50,50 Hz : -21,00 -14,00 Hx/y : 1,75 1,50 ØV : Vz : T1 : 10,50			R11  3,16 ETR7° R02  2,50 SR R35  3,00 SR				
	 38,00 x 82,00 x 19,00							Montaj Yüksekliği

ÖZEL P999 002 Ø103,00

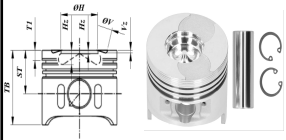



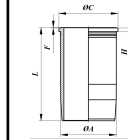









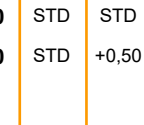
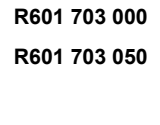
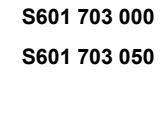









 Ø103	P999 002 000	STD	STD	R999 002 000	S999 002 000			
	ST : 57,25 TB : 92,25 ØH : 55,80 Hz : 18,30 5,55 Hx/y : 3,25 1,50 ØV : 42,75 47,75 Vz : 0,80 0,80 T1 : 13,80			3,00 TR15° 2,50 SR 3,00 SR.R				
	 35,00 x 86,00 x 19,00							Montaj Yüksekliği



PEGASO		P600 301				Ø130,00	
<b>Ø130</b>	<b>P600 301 000</b>	STD	STD	<b>R600 301 000</b>	<b>S600 301 000</b>		
	<b>ST :</b> <b>TB :</b> <b>ØH :</b> <b>Hz :</b> <b>Hx/y :</b> <b>ØV :</b> <b>Vz :</b> <b>T1 :</b>						Montaj Yüksekliği
	x	x					






PERKINS		P601 701				Ø75,00	
 <b>Ø75</b>  Diesel Engine: <b>KD 103 - 10 Series</b>  Caterpillar , Jcb	<b>P601 701 000</b>	STD	STD	<b>R601 701 000</b>	<b>S601 701 000</b>		
	<b>P601 701 050</b>	STD	+0,50	<b>R601 701 050</b>	<b>S601 701 050</b>		
	<b>P601 701 001</b>	STD	+1,00	<b>R601 701 001</b>	<b>S601 701 001</b>		
<b>ST :</b> 35,65 <b>TB :</b> 65,60 <b>ØH :</b> <b>Hz :</b> <b>Hx/y :</b> <b>ØV :</b> <b>Vz :</b> <b>T1 :</b> 10,00			<b>R01</b>  2,00 SR <b>R01</b>  1,50 SR <b>R35</b>  4,00 SR			Montaj Yüksekliği	
 21,00 x 55,00 x 10,00							








PERKINS		P601 702				Ø75,00		
       	<b>P601 702 000</b> <b>P601 702 050</b> <b>P601 702 001</b>	STD STD STD	STD +0,50 +1,00	<b>R601 702 000</b> <b>R601 702 050</b> <b>R601 702 001</b>	<b>S601 702 000</b> <b>S601 702 050</b> <b>S601 702 001</b>			
	 <p><b>Ø75</b></p> <p>Diesel Engine: <b>KD 103 - 10 Series</b></p> <p>Caterpillar , Jcb</p>	ST : 35,65 TB : 65,60 ØH : Hz : Hx/y : ØV : Vz : T1 : 10,00	R01  2,00 SR R01  1,50 SR R35  3,00 SR					
	 <p>21,00 x 55,00 x 10,00</p>							
PERKINS		P601 703				Ø77,00		
       	<b>P601 703 000</b> <b>P601 703 050</b>	STD STD	STD +0,50	<b>R601 703 000</b> <b>R601 703 050</b>	<b>S601 703 000</b> <b>S601 703 050</b>			
	 <p><b>Ø77</b></p> <p>Diesel Engine : 404D-15 Euro3 403A-11G1 403F-11 403D-11G Euro2 / 404D-15 Euro3 / 403D-11 Euro3</p>	ST : 35,65 TB : 65,60 ØH : Hz : -0,80    -1,50 Hx/y : ØV : Vz : T1 : 10,10	R01  2,00 SR R01  1,50 SR R35  3,00 SR					
	 <p>21,00 x 55,00 x 10,00</p>							


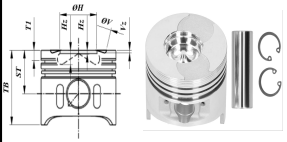



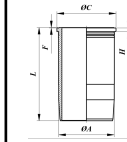







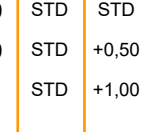

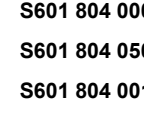








**PERKINS P601 801 Ø84,00**

 <p><b>Ø84</b></p> <p>SP</p> <p>Diesel Engine: <b>100 Series</b></p>	<p><b>P601 801 000</b> STD STD <b>R601 801 000</b> <b>S601 801 000</b></p> <p><b>P601 801 050</b> STD +0,50 <b>R601 801 050</b> <b>S601 801 050</b></p> <p><b>P601 801 001</b> STD +1,00 <b>R601 801 001</b> <b>S601 801 001</b></p>							
	<p>ST : 47,75</p> <p>TB : 87,70</p> <p>ØH :</p> <p>H<sub>z</sub> : -3,00</p> <p>H<sub>x/y</sub> :</p> <p>ØV :</p> <p>V<sub>z</sub> :</p> <p>T1 : 14,15</p>	<p><b>R01</b>  2,00 SR</p> <p><b>R21</b>  1,50 SR</p> <p><b>R35</b>  4,00 SR</p>						
	 <p>28,00 x 71,80 x 13,00</p>							Montaj Yüksekliği






**PERKINS P601 802 Ø84,00**

 <p><b>Ø84</b></p> <p>Diesel Engine: <b>400 Series</b></p> <p>403C-15/15G Euro 2 403D-15G/15T/17 Euro 3 404C-22/22G/22T/22TG Euro 2 404D -22/22T/22TA/22TAG/22TG Euro 2</p>	<p><b>P601 802 000</b> STD STD <b>R601 802 000</b> <b>S601 802 000</b></p> <p><b>P601 802 050</b> STD +0,50 <b>R601 802 050</b> <b>S601 802 050</b></p> <p><b>P601 802 001</b> STD +1,00 <b>R601 802 001</b> <b>S601 802 001</b></p>							
	<p>ST : 47,75</p> <p>TB : 87,70</p> <p>ØH : 35,70</p> <p>H<sub>z</sub> : -1,65</p> <p>H<sub>x/y</sub> :</p> <p>ØV :</p> <p>V<sub>z</sub> :</p> <p>T1 : 13,80</p>	<p><b>R01</b>  2,00 SR</p> <p><b>R21</b>  1,50 SR</p> <p><b>R35</b>  3,00 SR.R</p>						Montaj Yüksekliği
	 <p>28,00 x 71,80 x 13,00</p>							






PERKINS		P601 803				Ø84,00		
      	<b>P601 803 000</b> <b>P601 803 050</b> <b>P601 803 001</b>	STD STD STD	STD +0,50 +1,00	<b>R601 803 000</b> <b>R601 803 050</b> <b>R601 803 001</b>	<b>S601 803 000</b> <b>S601 803 050</b> <b>S601 803 001</b>			
	<b>Ø84</b>  Diesel Engine: <b>400 Series Turbo</b>	ST : 47,75 TB : 87,70 ØH : 33,50 Hz : -1,65 Hx/y : ØV : Vz : T1 : 14,40	<b>R11</b>  2,00 ETR7° <b>R21</b>  1,50 SR <b>R35</b>  3,00 SR					
	 28,00 x 71,80 x 13,00							
PERKINS		P601 804				Ø84,00		
      	<b>P601 804 000</b> <b>P601 804 050</b> <b>P601 804 001</b>	STD STD STD	STD +0,50 +1,00	<b>R601 804 000</b> <b>R601 804 050</b> <b>R601 804 001</b>	<b>S601 804 000</b> <b>S601 804 050</b> <b>S601 804 001</b>			
	<b>Ø84</b>  Diesel Engine: <b>100 Series</b> <b>KE-103-15</b> <b>KF-104-19</b> <b>400 Series</b> <b>GK-403D-15</b>	ST : 47,75 TB : 87,70 ØH : 33,50 Hz : -1,65 Hx/y : ØV : Vz : T1 : 14,00	<b>R01</b>  2,00 SR <b>R04</b>  1,50 SR <b>R35</b>  3,00 SR					
	 28,00 x 71,80 x 13,00							

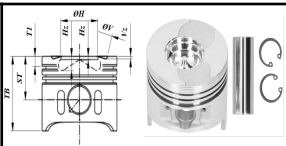



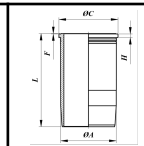







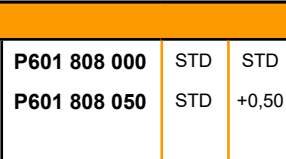
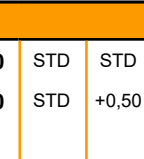
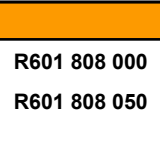
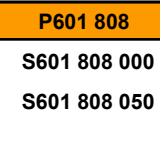










**PERKINS P601 805 Ø84,00**

 <p><b>Ø84</b> SP</p> <p>Diesel Engine: <b>KH Series</b></p>	<p><b>P601 805 000</b> STD STD <b>R601 805 000</b> <b>S601 805 000</b></p> <p><b>P601 805 050</b> STD +0,50 <b>R601 805 050</b> <b>S601 805 050</b></p>						
	<p>ST : 47,75</p> <p>TB : 87,70</p> <p>ØH :</p> <p>H<sub>z</sub> : -1,65</p> <p>H<sub>x/y</sub> : -1,65</p> <p>ØV :</p> <p>V<sub>z</sub> :</p> <p>T1 : 14,00</p>	<p><b>R01</b>  2,00 SR</p> <p><b>R21</b>  1,50 SR</p> <p><b>R35</b>  4,00 SR.R</p>					
	 <p>28,00 x 71,80 x 13,00</p>						Montaj Yüksekliği







**PERKINS P601 806 Ø84,00**

 <p><b>Ø84</b> RC,T</p> <p>Diesel Engine: <b>N4LDI</b></p>	<p><b>P601 806 000</b> STD STD <b>R601 806 000</b> <b>S601 806 000</b></p> <p><b>P601 806 050</b> STD +0,50 <b>R601 806 050</b> <b>S601 806 050</b></p> <p><b>P601 806 001</b> STD +1,00 <b>R601 806 001</b> <b>S601 806 001</b></p>						
	<p>ST : 47,70</p> <p>TB : 72,70</p> <p>ØH : 45,01</p> <p>H<sub>z</sub> : -15,00 -4,50</p> <p>H<sub>x/y</sub> : 3,00 0,50</p> <p>ØV :</p> <p>V<sub>z</sub> :</p> <p>T1 : 11,85</p>	<p><b>R11</b>  2,00 ETR7°</p> <p><b>R01</b>  1,50 SR</p> <p><b>R35</b>  2,00 SR</p>					Montaj Yüksekliği
	 <p>28,00 x 72,00 x 17,00</p>						









PERKINS		P601 807				Ø84,45		
      	 <b>Ø84,45</b> RC,SP  <b>Diesel Engine:</b> <b>4.20.A.N</b> R 4 Diesel 1993 cm <sup>3</sup> 46 kW (63 PS), 18,1:1 Einbaumotor 1990...	<b>P601 807 000</b> <b>P601 807 050</b>	STD STD +0,50	<b>R601 807 000</b> <b>R601 807 050</b>	<b>S601 807 000</b> <b>S601 807 050</b>			
	ST : 48,00 TB : 77,00 ØH : 41,00 Hz : -16,00 Hx/y : -9,30    0,00 ØV : Vz : T1 : 9,25	<b>R01</b>  2,00 SR <b>R26</b>  1,75 SR <b>R35</b>  3,00 SR.R						
 28,00 x 71,00 x 15,00								
PERKINS		P601 808				Ø84,45		
      	 <b>Ø84,45</b> RC,SP  <b>Diesel Engine:</b>	<b>P601 808 000</b> <b>P601 808 050</b>	STD STD +0,50	<b>R601 808 000</b> <b>R601 808 050</b>	<b>S601 808 000</b> <b>S601 808 050</b>			
	ST : 48,00 TB : 77,00 ØH : 42,50 Hz : -14,10 Hx/y : -3,50    0,00 ØV : Vz : T1 : 9,25	<b>R01</b>  2,00 SR <b>R26</b>  1,75 SR <b>R35</b>  3,00 SR.R						
 28,00 x 71,00 x 15,00								

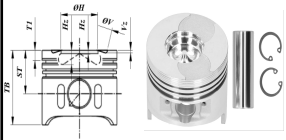








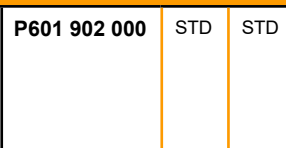

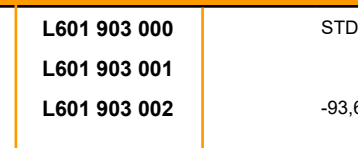










**PERKINS P601 809 Ø88,90**








 <p><b>Ø88,9</b></p> <p>6 Diesel Engine : <b>B 700</b></p> <p>Volvo</p>	<p><b>P601 809 000</b> STD STD <b>R601 809 000</b> <b>S601 809 000</b></p> <p><b>P601 809 075</b> STD +0,75 <b>R601 809 075</b> <b>S601 809 075</b></p> <p><b>P601 809 002</b> STD +1,50 <b>R601 809 002</b> <b>S601 809 002</b></p>							
	<p>ST : 65,05</p> <p>TB : 103,00</p> <p>ØH : 43,85</p> <p>Hz : -21,40 -13,50</p> <p>Hx/y : 6,00 -3,00</p> <p>ØV :</p> <p>Vz :</p> <p>T1 : 16,10</p>	<p><b>R01</b>  2,00 SR</p> <p><b>R06</b>  2,00 SR</p> <p><b>R06</b>  2,00 SR</p> <p><b>R35</b>  5,00 SR.R</p>						
	 <p>28,00 x 78,00 x 15,00</p>							Montaj Yüksekliği







**PERKINS P601 810 Ø88,93**

 <p><b>Ø88,925</b></p> <p>3/4/6 Diesel Engine: <b>P 3 , P 3.144,</b> Pppython, 2360 ccm, (144 cu.in.) 22/27/28 kw (30/35/38 PS), 16,5:1; <b>PA, PB, P4, P.192,</b> <b>4.192, Puma, 3140</b> ccm (192 cu.in), 29,5/32/37 kw (40/44/50 PS), 16,5:1; <b>PF, PG , P 6,6.288,</b> <b>Panther , 4730 ccm</b> (288 cu.in.) 45,5 kw (62 PS) , 16,5:1 1937 - 1962</p>	<p><b>P601 810 000</b> STD STD <b>R601 810 000</b> <b>S601 810 000</b></p> <p><b>P601 810 0</b> STD +0,508 <b>R601 810 0</b> <b>S601 810 0</b></p> <p><b>P601 810 0</b> STD +0,762 <b>R601 810 0</b> <b>S601 810 0</b></p> <p><b>P601 810 0</b> STD +1,016 <b>R601 810 0</b> <b>S601 810 0</b></p> <p><b>P601 810 0</b> STD +1,524 <b>R601 810 0</b> <b>S601 810 0</b></p>				<p><b>L601 802 000</b> STD <b>K601 810 000</b></p> <p><b>L601 802 001</b> Ø A : -,003 <b>K601 810 001</b></p>			
	<p>ST : 57,30</p> <p>TB : 108,10</p> <p>ØH :</p> <p>Hz :</p> <p>Hx/y :</p> <p>ØV :</p> <p>Vz :</p> <p>T1 : 13,85</p>	<p><b>R01</b>  2,39 SR</p> <p><b>R06</b>  2,39 SR</p> <p><b>R21</b>  3,16 SR</p> <p><b>R35</b>  6,34 SR</p> <p><b>R31</b>  6,34 SR</p>			 <p>Type : DC</p> <p>Coating :</p> <p>Ø A : 93,713</p> <p>Ø C : 94,4</p> <p>H : 4,76</p> <p>L : 215,9</p> <p>F :</p>			Montaj Yüksekliği
	 <p>31,75 x 75,30 x 17,00</p>							

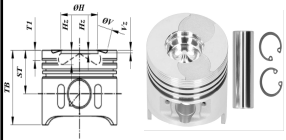









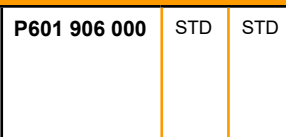










PERKINS		P601 901				Ø91,00			
   	 <b>Ø91</b>  Diesel Engine: <b>700-Series</b>	<b>P601 901 000</b> <b>P601 901 050</b>	STD STD +0,50	STD +0,50	<b>R601 901 000</b> <b>R601 901 050</b>	<b>S601 901 000</b> <b>S601 901 050</b>			
	ST : 53,50 TB : 89,70 ØH : Hz : -4,00 Hx/y : ØV : Vz : T1 : 10,75	<b>R01</b>  2,00 SR <b>R08</b>  2,00 SR <b>R35</b>  4,00 SR.R							
 30,00 x 75,00 x 16,00									
PERKINS		P601 902				Ø91,48			
   	 <b>Ø91,48</b>  S 3/4/6  Diesel Engine . <b>3.152</b> , R 3, 2490 cm <sup>3</sup> , 33 kW (45 PS), 17,4:1 (... 1959) <b>A 3.152</b> , R 3, 2503 cm <sup>3</sup> , 29,5 kW (40 PS), 17,4:1 P 3.152, R 3, 2490 cm <sup>3</sup> , 33 kW (45 PS), 17,4:1 (... 1959) 6.305, R 6, 5000 cm <sup>3</sup> , 66 kW (90 PS), 17,4:1 (... 1959) Stationary engine ...1959 / MF 231 / MF 235 / MF 238	<b>P601 902 000</b>	STD STD	STD STD	<b>R601 902 000</b>	<b>S601 902 000</b>	<b>L601 903 000</b> <b>L601 903 001</b> <b>L601 903 002</b>	STD  -93,67	<b>K601 902 000</b> <b>K601 902 001</b> <b>K601 902 002</b>
	ST : 57,25 TB : 108,00 ØH : Hz : Hx/y : ØV : Vz : T1 : 13,40	<b>R01</b>  2,39 SR <b>R06</b>  2,39 SR <b>R21</b>  3,16 SR <b>R35</b>  6,34 SR <b>R31</b>  6,34 SR						Type : DC Coating : Ø A : 93,67 Ø C : 96,7 H : 3,76 L : 216 F :	
 31,75 x 75,30 x 17,00									



PERKINS				P601 903				Ø91,48	
 <p><b>Ø91,48</b></p> <p>S</p> <p>3/4</p> <p><b>Diesel Engine :</b>                      AD 3.152, R 3, 2503 cm³, 35 kW (47 PS), 18,5:1 / MF 231 / MF 235 / MF 238                      AD 3.152, R 3, 2503 cm³, 37 kW (50 PS), 18,4:1 / MF 231 / MF 235 / MF 238                      D 3.152, R 3, 2490 cm³, 31 - 35 kW (42 - 48 PS), 18,4:1 Stationary engine / MF 231 / MF 235 / MF 238                      D 4.203, R 4, 3300 cm³, 40,5 kW (55 PS), 18,6:1 Stationary engine 1962...</p> <p><b>Volvo</b></p>	<b>P601 903 000</b>	STD	STD	<b>R601 903 000</b>	<b>S601 903 000</b>	<b>L601 904 000</b> <b>L601 904 001</b> <b>L601 904 002</b> <b>L601 904 003</b> <b>L601 904 004</b>	STD  Ø A : ,5  Ø A :  Ø A :  Ø A :	<b>K601 903 000</b> <b>K601 903 001</b> <b>K601 903 002</b> <b>K601 903 003</b> <b>K601 903 004</b>	
	<p><b>ST :</b> 61,90</p> <p><b>TB :</b> 109,50</p> <p><b>ØH :</b> 56,00</p> <p><b>H<sub>z</sub> :</b> -18,57    -11,25</p> <p><b>H<sub>x/y</sub> :</b> 6,50    0,00</p> <p><b>ØV :</b></p> <p><b>V<sub>z</sub> :</b>            0,00</p> <p><b>T1 :</b> 17,80</p>	<p><b>R01</b>  2,39 SR</p> <p><b>R06</b>  2,39 SR</p> <p><b>R21</b>  3,16 SR</p> <p><b>R35</b>  6,34 SR</p> <p><b>R31</b>  6,34 SR</p>	<p><b>Type :</b> DS</p> <p><b>Coating :</b></p> <p>Ø A : 93,81</p> <p>Ø C : 96,60</p> <p>H : 5,00</p> <p>L : 216</p> <p>F :</p>	<p><b>Montaj Yüksekliği</b> + 0,03 / + 0,10</p>					
	 <p>31,75 x 75,30 x 17,00</p>								








PERKINS				P601 904				Ø91,48	
 <p><b>Ø91,48</b></p> <p>S</p> <p>3/4</p> <p><b>Diesel Engine :</b>                      AD 3.152, 2490 ccm,(3CYL)                      AD 4.203,3335 ccm,(4CYL)                      D 4.203,3335 ccm, ( 3CYL.)                      1962 - MF30/40/50/65/86/155</p>	<b>P601 904 000</b>	STD	STD	<b>R601 904 000</b>	<b>S601 904 000</b>	<b>L601 903 000</b> <b>L601 903 001</b> <b>L601 903 002</b>	STD  -93,67	<b>K601 904 000</b> <b>K601 904 001</b> <b>K601 904 002</b>	
	<p><b>ST :</b> 61,90</p> <p><b>TB :</b> 109,50</p> <p><b>ØH :</b> 59,60</p> <p><b>H<sub>z</sub> :</b> -19,15</p> <p><b>H<sub>x/y</sub> :</b> -4,50    0,00</p> <p><b>ØV :</b></p> <p><b>V<sub>z</sub> :</b></p> <p><b>T1 :</b> 18,45</p>	<p><b>R02</b>  2,39 SR</p> <p><b>R06</b>  2,39 SR</p> <p><b>R06</b>  2,39 SR</p> <p><b>R35</b>  4,75 SR</p>	<p><b>Type :</b> DC</p> <p><b>Coating :</b></p> <p>Ø A : 93,67</p> <p>Ø C : 96,7</p> <p>H : 3,76</p> <p>L : 216</p> <p>F :</p>	<p><b>Montaj Yüksekliği</b> - 0,025 / + 0,010</p>					
	 <p>31,75 x 75,30 x 17,00</p>								








PERKINS		P601 905				Ø91,48			
   	 <p><b>Ø91,48</b></p> <p>RC,S 3/4</p> <p><b>Diesel Engine :</b> AD 3.152, 2490 ccm,(3CYL) AD 4.203,3335 ccm,(4CYL) D 4.203,3335 ccm, (3CYL.) 1962 - MF30/40/50/65/86/155 <b>WITH ALFIN</b></p>	P601 905 000	STD	STD	R601 905 000	S601 905 000	L601 903 000 L601 903 001 L601 903 002	STD  -93,67	K601 905 000 K601 905 001 K601 905 002
	<p>ST : 61,90</p> <p>TB : 109,50</p> <p>ØH : 60,00</p> <p>Hz : -19,15</p> <p>Hx/y : -3,50    -2,00</p> <p>ØV :</p> <p>Vz :</p> <p>T1 : 17,50</p>	<p>R02  2,39 SR</p> <p>R06  2,39 SR</p> <p>R06  2,39 SR</p> <p>R35  4,75 SR</p>	<p>Type : DC</p> <p>Coating :</p> <p>Ø A : 93,67</p> <p>Ø C : 96,7</p> <p>H : 3,76</p> <p>L : 216</p> <p>F :</p>	<p>Montaj Yüksekliği</p> <p>- 0,025 / + 0,010</p>					
 <p>31,75 x 75,30 x 17,00</p>									
PERKINS		P601 906				Ø91,48			
   	 <p><b>Ø91,48</b></p> <p>RC,S 3/6</p> <p><b>Diesel Engine:</b> 3.152, R 3, 2490 cm³,33kw (45 PS),, 17,4:1 (... 1959) A 3.152,R 3, 2503 cm³,293,5 kW (40 PS)17,4:1 P 3.152, R 3, 2490 cm³,33 kW (45 PS),17,4:1 (...1959) 6.305,R6, 5000 cm³, 66kW (90 PS), 17,4:1 (... 1959) Stationary engine ...1959 / MF 231 / MF 235 / MF 238</p>	P601 906 000	STD	STD	R601 906 000	S601 906 000	L601 903 000 L601 903 001 L601 903 002	STD  -93,67	K601 906 000 K601 906 001 K601 906 002
	<p>ST : 57,25</p> <p>TB : 108,00</p> <p>ØH :</p> <p>Hz :</p> <p>Hx/y :</p> <p>ØV :</p> <p>Vz :</p> <p>T1 : 13,40</p>	<p>R01  2,39 SR</p> <p>R06  2,39 SR</p> <p>R21  3,16 SR</p> <p>R35  6,34 SR</p> <p>R31  6,34 SR</p>	<p>Type : DC</p> <p>Coating :</p> <p>Ø A : 93,67</p> <p>Ø C : 96,7</p> <p>H : 3,76</p> <p>L : 216</p> <p>F :</p>	<p>Montaj Yüksekliği</p> <p>- 0,13 / 0</p>					
 <p>31,75 x 75,30 x 17,00</p>									

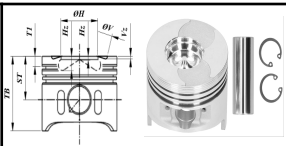

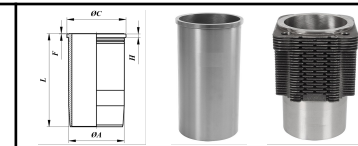








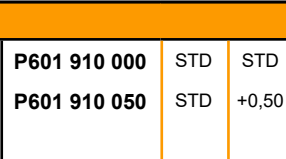
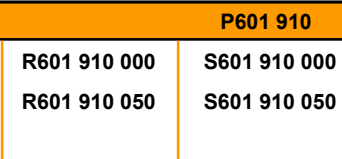









**PERKINS P601 907 Ø91,48**

 <p><b>Ø91,48</b></p> <p>RC,S 3/4</p> <p><b>Diesel Engine:</b> AD 3.152 R3, 2503 cm³,35 kW (47 PS),18,5:1 / MF 231 / MF 235 / MF 238 AD 3.152 R3, 2503 cm³,37 kW (50 PS),18,5:1 / MF 231 / MF 235 / MF 238 D 3.152 R3, 2490cm³,31 kW (42 -48 PS),18,4:1 / MF 231 / MF 235 / MF 238 D 4.203, R 4, 3300 cm³ 40,5 kW (55 PS),18,6:1 Stationary engine 1962...</p>	<p><b>P601 907 000</b></p>	<p>STD</p>	<p>STD</p>	<p><b>R601 907 000</b></p>	<p><b>S601 907 000</b></p>	<p><b>L601 903 000</b> <b>L601 903 001</b> <b>L601 903 002</b></p>	<p>STD -93,67</p>	<p><b>K601 907 000</b> <b>K601 907 001</b> <b>K601 907 002</b></p>
	<p><b>ST :</b> 61,90 <b>TB :</b> 109,50 <b>ØH :</b> 56,00 <b>Hz :</b> -18,57 -11,25 <b>Hx/y :</b> 6,50 0,00 <b>ØV :</b> <b>Vz :</b> <b>T1 :</b> 17,80</p>	<p><b>R01</b>  2,39 SR <b>R06</b>  2,39 SR <b>R21</b>  3,16 SR <b>R35</b>  6,34 SR <b>R31</b>  6,34 SR</p>	<p><b>Type :</b> DC <b>Coating :</b> <b>Ø A :</b> 93,67 <b>Ø C :</b> 96,7 <b>H :</b> 3,76 <b>L :</b> 216 <b>F :</b></p>	<p><b>Montaj Yüksekliği</b> - 0,03 / + 0,10</p>				
 <p>31,75 x 75,30 x 17,00</p>								







**PERKINS P601 908 Ø95,00**

 <p><b>Ø95</b></p> <p>3</p> <p><b>Diesel Engine:</b> CP81321, Forklift, H/25-30 FLT, H/35, Landini Mini Traktör CP80942, Landini Traktör 5860, Linde Forklift H/20-25 FLT, Manitou Traktör, MF250 i, MF250G, MF4215, MF4235, Mikser CP Seri, REX60, Tafe Traktör CP81320, Uzel Jeneratör CP 1993 - ... <b>903.27 EURO 1</b> 3-Cyl. 2700 cc 38-40 kW (52-54 PS)17.5:1</p>	<p><b>P601 908 000</b></p>	<p>STD</p>	<p>STD</p>	<p><b>R601 908 000</b></p>	<p><b>S601 908 000</b></p>	<p><b>L601 905 000</b></p>	<p>STD</p>	<p><b>K601 908 000</b></p>
	<p><b>P601 908 050</b></p>	<p>STD</p>	<p>+0,50</p>	<p><b>R601 908 050</b></p>	<p><b>S601 908 050</b></p>	<p><b>L601 905 000</b></p>	<p>STD</p>	<p><b>K601 908 000</b></p>
<p><b>ST :</b> 62,05 <b>TB :</b> 99,75 <b>ØH :</b> 50,00 <b>Hz :</b> -21,00 -7,40 <b>Hx/y :</b> 4,50 -0,50 <b>ØV :</b> <b>Vz :</b> 0,00 <b>T1 :</b> 12,70</p>	<p><b>R01</b>  2,50 SR <b>R08</b>  2,00 SR <b>R35</b>  4,00 SR.R</p>	<p><b>Type :</b> DS <b>Coating :</b> <b>Ø A :</b> 97,10 <b>Ø C :</b> <b>H :</b> <b>L :</b> 216,00 <b>F :</b></p>	<p><b>Montaj Yüksekliği</b> + 0,23 / + 0,35</p>					
 <p>31,75 x 75,30 x 17,00</p>								









PERKINS		P601 909				Ø95,00		
   	 <b>Ø95</b> RC,S  Diesel Engine: <b>903.27 T EURO 1</b> R 3 Diesel 2365cm <sup>3</sup> 28 kW (38 PS) 16,5:1 TURBO	<b>P601 909 000</b> <b>P601 909 050</b>	STD STD +0,50	<b>R601 909 000</b> <b>R601 909 050</b>	<b>S601 909 000</b> <b>S601 909 050</b>	<b>L601 906 000</b>  	STD  	<b>K601 909 000</b>
	IHC-CASE  ST : 62,05 TB : 99,75 ØH : 50,00 Hz : -21,00 -7,40 Hx/y : 4,50 0,00 ØV : Vz : T1 : 9,70   31,75 x 75,30 x 17,00	<b>R16</b>  3,00 TR6° <b>R08</b>  2,00 SR <b>R35</b>  4,00 SR.R	Type : DS Coating : Ø A : 97,10 Ø C : H : L : 216,00 F :	Montaj Yüksekliği + 0,23 / + 0,35				
PERKINS		P601 910				Ø97,00		
   	 <b>Ø97</b>  Diesel Engine: <b>700 Series</b>	<b>P601 910 000</b> <b>P601 910 050</b>	STD STD +0,50	<b>R601 910 000</b> <b>R601 910 050</b>	<b>S601 910 000</b> <b>S601 910 050</b>			
	IHC-CASE  ST : 53,50 TB : 89,70 ØH : 47,00 Hz : -20,00 -6,50 Hx/y : -2,50 2,50 ØV : Vz : T1 : 10,65   30,00 x 75,00 x 16,00	<b>R01</b>  2,00 SR <b>R08</b>  2,00 SR <b>R35</b>  4,00 SR		Montaj Yüksekliği				



**PERKINS P601 911 Ø98,48**

 <p><b>Ø98,48</b></p> <p>RC,SP,S 6</p> <p>Diesel Engine : <b>T6,354,4</b> 5800 cm³ 116 Kw (155 Ps) PD 700 AS Super</p>	<p><b>P601 911 000</b></p> <p>STD STD</p>	<p><b>R601 911 000</b></p>	<p><b>S601 911 000</b></p>	<p><b>L601 907 000</b></p> <p><b>L601 907 001</b></p> <p><b>L601 907 002</b></p> <p><b>L601 907 003</b></p> 	<p>STD</p> <p>Ø A : -,02</p> <p>Ø A : -,02</p>	<p><b>K601 911 000</b></p> <p><b>K601 911 001</b></p> <p><b>K601 911 002</b></p> <p><b>K601 911 003</b></p>				
							<p>ST : 69,82</p> <p>TB : 107,82</p> <p>ØH : 66,70</p> <p>H<sub>z</sub> : -18,82 -12,85</p> <p>H<sub>x/y</sub> : 4,75 0,00</p> <p>ØV :</p> <p>V<sub>z</sub> :</p> <p>T1 : 17,15</p>	<p><b>R16</b>  3,16 TR6°</p> <p><b>R02</b>  2,39 SR</p> <p><b>R35</b>  4,75 SR.R</p>	<p>Type : DS</p> <p>Coating :</p> <p>Ø A : 103,22</p> <p>Ø C : 106,36</p> <p>H : 3,8</p> <p>L : 227,4</p> <p>F : 1</p>	<p>Montaj Yüksekliği</p> <p>0 / + 0,18</p>
							 <p>38,10 x 82,50 x 18,00</p>			









**PERKINS P601 912 Ø98,48**

 <p><b>Ø98,48</b></p> <p>6</p> <p>Diesel Engine : <b>6.354 v.</b> R 6, 5794 cm³, 71,5 - 87 kW (97 - 118 PS), 16:1 Stationary engine 1961...</p>	<p><b>P601 912 000</b></p> <p><b>P601 912 050</b></p> <p><b>P601 912 075</b></p> <p><b>P601 912 001</b></p>	<p>STD STD</p> <p>STD +0,50</p> <p>STD +0,75</p> <p>STD +1,00</p>	<p><b>R601 912 000</b></p> <p><b>R601 912 050</b></p> <p><b>R601 912 075</b></p> <p><b>R601 912 001</b></p>	<p><b>S601 912 000</b></p> <p><b>S601 912 050</b></p> <p><b>S601 912 075</b></p> <p><b>S601 912 001</b></p>	<p><b>L601 908 000</b></p> <p><b>L601 908 001</b></p> <p><b>L601 908 002</b></p> <p><b>L601 908 003</b></p> 	<p>STD</p> <p>Ø A :</p> <p>Ø A :</p>	<p><b>K601 912 000</b></p> <p><b>K601 912 001</b></p> <p><b>K601 912 002</b></p> <p><b>K601 912 003</b></p>				
								<p>ST : 70,10</p> <p>TB : 121,05</p> <p>ØH : 53,90</p> <p>H<sub>z</sub> : -25,61 -13,00</p> <p>H<sub>x/y</sub> : -3,00 0,00</p> <p>ØV :</p> <p>V<sub>z</sub> :</p> <p>T1 : 21,05</p>	<p><b>R02</b>  2,39 SR</p> <p><b>R02</b>  2,39 SR</p> <p><b>R02</b>  2,39 SR</p> <p><b>R35</b>  6,34 SR</p> <p><b>R31</b>  6,34 SR</p>	<p>Type : DS</p> <p>Coating :</p> <p>Ø A : 103,22</p> <p>Ø C : 106,36</p> <p>H : 3,8</p> <p>L : 227,40</p> <p>F : 1</p>	<p>Montaj Yüksekliği</p>
								 <p>34,93 x 84,00 x 19,00</p>			













**PERKINS P601 915 Ø98,48**

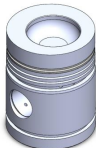







 <p><b>Ø98,48</b></p> <p>S 4</p> <p>Diesel Engine : <b>AD 4.236</b>, D 39 C (HC) 3890 cm<sup>3</sup> 57,50/59 Kw (78 MF 275, MF265 S Tractor D350 Truck</p>	<p><b>P601 915 000</b> STD STD</p> <p><b>P601 915 200</b> -0,20 STD</p>	<p><b>R601 915 000</b></p> <p><b>R601 915 000</b></p>	<p><b>S601 915 000</b></p> <p><b>S601 915 200</b></p>	<p><b>L601 910 000</b> STD</p> <p><b>L601 910 001</b> Ø A : ,93</p> <p><b>L601 910 002</b> Ø A : -,07</p> <p><b>L601 910 003</b> Ø A : -,07</p> <p><b>L601 910 004</b> Ø C :</p> 	<p><b>K601 915 000</b></p> <p><b>K601 915 001</b></p> <p><b>K601 915 002</b></p> <p><b>K601 915 003</b></p> <p><b>K601 915 004</b></p>
	<p>ST : 70,68</p> <p>TB : 121,48</p> <p>ØH : 61,00</p> <p>H<sub>z</sub> : -20,71</p> <p>H<sub>x/y</sub> : -3,15 0,00</p> <p>ØV :</p> <p>V<sub>z</sub> :</p> <p>T1 : 21,40</p>	<p><b>R02</b>  2,39 SR</p> <p><b>R02</b>  2,39 SR</p> <p><b>R02</b>  2,39 SR</p> <p><b>R35</b>  6,34 SR</p> <p><b>R31</b>  6,34 SR</p>	<p>Type : DS</p> <p>Coating :</p> <p>Ø A : 103,28</p> <p>Ø C :</p> <p>H :</p> <p>L : 229,00</p> <p>F :</p>	<p>Montaj Yüksekliği</p>	
	 <p>34,93 x 84,00 x 19,00</p>				







**PERKINS P601 916 Ø98,48**

 <p><b>Ø98,48</b></p> <p>RC 4</p> <p>Diesel Engine : <b>see 516 K01810</b> with Alfin</p>	<p><b>P601 916 000</b> STD STD</p>	<p><b>R601 916 000</b></p>	<p><b>S601 916 000</b></p>	<p><b>L601 910 000</b> STD</p> <p><b>L601 910 001</b> Ø A : ,93</p> <p><b>L601 910 002</b> Ø A : -,07</p> <p><b>L601 910 003</b> Ø A : -,07</p> <p><b>L601 910 004</b> Ø C :</p> 	<p><b>K601 916 000</b></p> <p><b>K601 916 001</b></p> <p><b>K601 916 002</b></p> <p><b>K601 916 003</b></p> <p><b>K601 916 004</b></p>
	<p>ST : 70,68</p> <p>TB : 121,48</p> <p>ØH : 61,00</p> <p>H<sub>z</sub> : -20,71</p> <p>H<sub>x/y</sub> : -3,15 0,00</p> <p>ØV :</p> <p>V<sub>z</sub> :</p> <p>T1 : 21,40</p>	<p><b>R02</b>  2,39 SR</p> <p><b>R02</b>  2,39 SR</p> <p><b>R02</b>  2,39 SR</p> <p><b>R35</b>  6,34 SR</p> <p><b>R31</b>  6,34 SR</p>	<p>Type : DS</p> <p>Coating :</p> <p>Ø A : 103,28</p> <p>Ø C :</p> <p>H :</p> <p>L : 229,00</p> <p>F :</p>	<p>Montaj Yüksekliği</p>	
	 <p>34,93 x 84,00 x 19,00</p>				

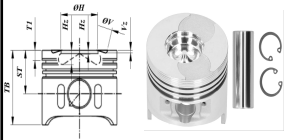



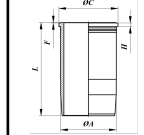








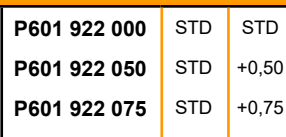
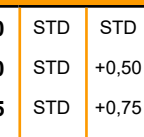
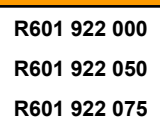
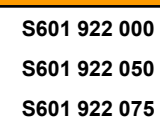














PERKINS		P601 919						Ø98,48	
 <p><b>Ø98,48</b></p> <p>RC 4</p> <p>Diesel Engine : <b>4.212.</b> R 4, 3475 cm³, 44 - 47 kW (60 - 64 PS), 15,5:1 Stationary engine 1969... MF 50 1969... / MF 50 RA 1969... / MF 165 1969... / MF 186 1969... / R 7000 1969... <b>SAME 516 K01910 WITH 5 RING TYPE</b></p>	<p><b>P601 919 000</b> STD STD</p> <p><b>P601 919 050</b> STD +0,50</p> <p><b>P601 919 075</b> STD +0,75</p>			<p><b>R601 919 000</b></p> <p><b>R601 919 050</b></p> <p><b>R601 919 075</b></p>	<p><b>S601 919 000</b></p> <p><b>S601 919 050</b></p> <p><b>S601 919 075</b></p>	<p><b>L601 911 000</b></p> <p><b>L601 911 001</b></p> <p><b>L601 911 002</b></p> <p><b>L601 911 003</b></p> <p><b>L601 911 004</b></p> 	<p>STD</p> <p>Ø A : -,02</p> <p>Ø A : -,02</p> <p>Ø A : ,5</p>	<p><b>K601 919 000</b></p> <p><b>K601 919 001</b></p> <p><b>K601 919 002</b></p> <p><b>K601 919 003</b></p> <p><b>K601 919 004</b></p>	
	<p>ST : 76,50</p> <p>TB : 127,30</p> <p>ØH : 59,70</p> <p>H<sub>z</sub> : -19,10</p> <p>H<sub>x/y</sub> : -4,00 0,00</p> <p>ØV :</p> <p>V<sub>z</sub> :</p> <p>T1 : 21,00</p>	<p><b>R02</b>  2,39 SR</p> <p><b>R02</b>  2,39 SR</p> <p><b>R02</b>  2,39 SR</p> <p><b>R35</b>  6,34 SR</p> <p><b>R35</b>  6,34 SR</p>	<p>Type : DC</p> <p>Coating :</p> <p>Ø A : 103,22</p> <p>Ø C : 106,36</p> <p>H : 3,8</p> <p>L : 227,4</p> <p>F : 1</p>	<p>Montaj Yüksekliği</p>					
 <p>34,93 x 84,00 x 19,00</p>									








PERKINS		P601 920						Ø98,48	
 <p><b>Ø98,48</b></p> <p>RC,SP,S 6</p> <p>Diesel Engine : <b>6.354.4.</b> R 6, 5794 cm³, 77 - 92 kW (105 - 122 PS), 16:1 2620 1975... <b>A 6.354.</b> R 6, 5800 cm³, 76 kW (103 PS), 16:1 / 24 / 530</p>	<p><b>P601 920 000</b> STD STD</p>			<p><b>R601 920 000</b></p>	<p><b>S601 920 000</b></p>	<p><b>L601 912 000</b></p> <p><b>L601 912 001</b></p> <p><b>L601 912 002</b></p> <p><b>L601 912 003</b></p> 	<p>STD</p> <p>Ø A : -,02</p> <p>Ø A : -,02</p>	<p><b>K601 920 000</b></p> <p><b>K601 920 001</b></p> <p><b>K601 920 002</b></p> <p><b>K601 920 003</b></p>	
	<p>ST : 69,80</p> <p>TB : 120,60</p> <p>ØH : 54,10</p> <p>H<sub>z</sub> : -25,40 -12,00</p> <p>H<sub>x/y</sub> : 3,50 0,00</p> <p>ØV :</p> <p>V<sub>z</sub> :</p> <p>T1 : 20,55</p>	<p><b>R02</b>  2,39 SR</p> <p><b>R02</b>  2,39 SR</p> <p><b>R35</b>  4,75 SR.R</p>	<p>Type : DC</p> <p>Coating :</p> <p>Ø A : 103,22</p> <p>Ø C : 106,36</p> <p>H : 3,8</p> <p>L : 227,40</p> <p>F : 1</p>	<p>Montaj Yüksekliği</p> <p>0 / + 0,18</p>					
 <p>34,93 x 84,00 x 19,00</p>									










PERKINS		P601 921				Ø98,48		
       	 <p><b>Ø98,48</b></p> <p>RC,SP,S</p> <p>4</p> <p>Diesel Engine : <b>A4.236</b>, 3864 ccm MiniBus</p>	<b>P601 921 000</b> STD STD	<b>R601 921 000</b> S601 921 000	<b>L601 913 000</b> L601 913 001 L601 913 002 L601 913 003 L601 913 004	STD  Ø A : -,02 Ø A : -,02 Ø A : ,98	<b>K601 921 000</b> K601 921 001 K601 921 002 K601 921 003 K601 921 004		
	ST : 70,16 TB : 120,95 ØH : 60,90 Hz : -20,50 Hx/y : 3,50    0,00 ØV : Vz : T1 : 21,10	<b>R01</b>  2,39 SR <b>R01</b>  2,39 SR <b>R35</b>  4,75 SR.R	Type : DC Coating : Ø A : 103,22 Ø C : 106,36 H : 3,8 L : 227,4 F : 1	Montaj Yüksekliği				
 <p>34,93 x 84,00 x 19,00</p>								
PERKINS		P601 922				Ø98,48		
       	 <p><b>Ø98,48</b></p> <p>S</p> <p>4</p> <p>Diesel Engine : <b>4.212</b>, R 4, 3475 cm<sup>3</sup>, 44 - 47 kW (60 - 64 PS), 15,5:1 Stationary engine 1969... MF 50    1969... / MF 50 RA 1969... / MF 165    1969... MF 186    1969... / R 7000 1969...</p>	<b>P601 922 000</b> STD STD <b>P601 922 050</b> STD +0,50 <b>P601 922 075</b> STD +0,75	<b>R601 922 000</b> S601 922 000 <b>R601 922 050</b> S601 922 050 <b>R601 922 075</b> S601 922 075	<b>L601 914 000</b> L601 914 001 L601 914 002 L601 914 003	STD  Ø A : -,02 Ø A : -,02	<b>K601 922 000</b> K601 922 001 K601 922 002 K601 922 003		
	ST : 76,50 TB : 127,30 ØH : 54,00 Hz : -19,00 Hx/y : -4,00    0,00 ØV : Vz : T1 : 21,00	<b>R02</b>  2,39 SR <b>R02</b>  2,39 SR <b>R21</b>  2,39 SR <b>R35</b>  6,34 SR	Type : DS Coating : Ø A : 103,22 Ø C : 106,36 H : 3,8 L : 227,4 F : 1	Montaj Yüksekliği + 0,38 / + 0,53				
 <p>34,93 x 84,00 x 19,00</p>								



**PERKINS P601 923 Ø98,48**






 <b>Ø98,48</b>  4 Diesel Engine :	<b>P601 923 000</b> STD STD <b>P601 923 050</b> STD +0,50 <b>P601 923 075</b> STD +0,75	<b>R601 923 000</b> <b>R601 923 050</b> <b>R601 923 075</b>	<b>S601 923 000</b> <b>S601 923 050</b> <b>S601 923 075</b>	<b>L601 915 000</b> STD <b>L601 915 001</b> <b>L601 915 002</b> Ø A : -,02 <b>L601 915 003</b> Ø A : -,02	<b>K601 923 000</b> <b>K601 923 001</b> <b>K601 923 002</b> <b>K601 923 003</b>
	ST : 76,50 TB : 127,30 ØH : 54,00 Hz : -19,00 Hx/y : -4,00 0,00 ØV : Vz : T1 : 21,00	<b>R02</b>  2,39 SR <b>R02</b>  2,39 SR <b>R21</b>  2,39 SR <b>R35</b>  6,34 SR <b>R35</b>  6,34 SR	Type : DS Coating : Ø A : 103,22 Ø C : 106,36 H : 3,8 L : 227,4 F : 1	Montaj Yüksekliği	
	 34,93 x 84,00 x 19,00				






**PERKINS P601 924 Ø98,48**

 <b>Ø98,48</b>	<b>P601 924 000</b> STD STD <b>P601 924 050</b> STD +0,50 <b>P601 924 075</b> STD +0,75	<b>R601 924 000</b> <b>R601 924 050</b> <b>R601 924 075</b>	<b>S601 924 000</b> <b>S601 924 050</b> <b>S601 924 075</b>		
	ST : 76,50 TB : 127,30 ØH : 54,00 Hz : -19,00 Hx/y : -4,00 0,00 ØV : Vz : T1 : 21,00	<b>R02</b>  2,39 SR <b>R02</b>  2,39 SR <b>R21</b>  2,39 SR <b>R35</b>  6,34 SR <b>R35</b>  6,34 SR		Montaj Yüksekliği	
	 34,93 x 84,00 x 19,00				

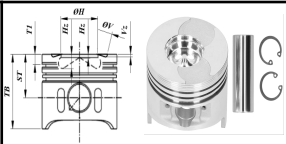

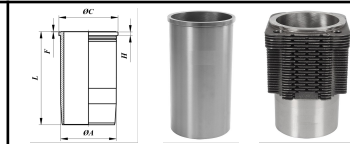

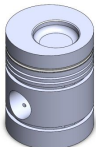






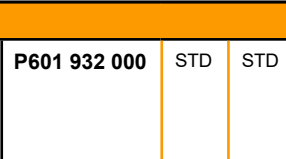
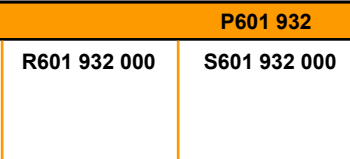














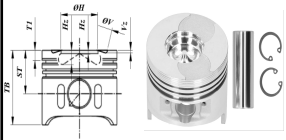


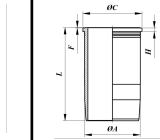







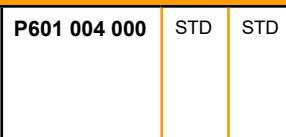

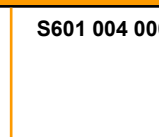
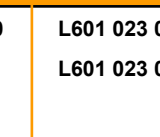
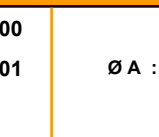
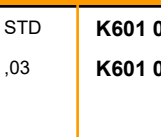





PERKINS		P601 927				Ø98,48						
 <p><b>Ø98,48</b></p> <p>RC,SP,S</p> <p>4</p> <p>Diesel Engine:  <b>T4,236</b>, T4.38 R4 3 3864                      ccm 49-58 kW (67-79 PS)                      15,25-1                      Turbo                      Einbaumotor</p>	<b>P601 927 000</b>	STD	STD	<b>R601 927 000</b>	<b>S601 927 000</b>	<b>L601 917 000</b> <b>L601 917 001</b> <b>L601 917 002</b>	STD Ø A : -103,26	<b>K601 927 000</b> <b>K601 927 001</b> <b>K601 927 002</b>				
									ST : 70,25 TB : 108,25 ØH : 60,90 Hz : -19,95 Hx/y : 3,30    0,00 ØV : Vz : T1 : 10,15	<b>R16</b>  3,16 TR6° <b>R02</b>  2,39 SR <b>R35</b>  4,75 SR.R	Type : DS Coating : Ø A : 103,26 Ø C : 106,36 H : 3,8 L : 227,40 F : 1	Montaj Yüksekliği - 0,28 / + 0,48
									 <p>38,10 x 82,50 x 18,00</p>			

PERKINS		P601 928				Ø98,48						
 <p><b>Ø98,48</b></p> <p>RC,SP</p> <p>6</p> <p>Diesel Engine :  <b>AT 6.354.4</b>,                      5794 ccm, (6 Cyl.) 1970...  <b>T 6.354.4</b>,                      5794 ccm, (6 Cyl.) 1975... MF                      750/760/1105</p>	<b>P601 928 000</b>	STD	STD	<b>R601 928 000</b>	<b>S601 928 000</b>	<b>L601 918 000</b> <b>L601 918 001</b> <b>L601 918 002</b> <b>L601 918 003</b>	STD Ø A : -,02 Ø A : -,02	<b>K601 928 000</b> <b>K601 928 001</b> <b>K601 928 002</b> <b>K601 928 003</b>				
									ST : 69,82 TB : 107,82 ØH : 66,70 Hz : -18,82 Hx/y : 4,75    0,00 ØV : Vz : T1 : 17,75	<b>R16</b>  3,16 TR6° <b>R02</b>  2,39 SR <b>R35</b>  4,75 SR.R	Type : DS Coating : Ø A : 103,22 Ø C : 106,36 H : 3,8 L : 227,4 F : 1	Montaj Yüksekliği
									 <p>38,10 x 82,50 x 18,00</p>			

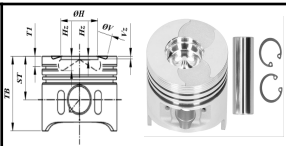



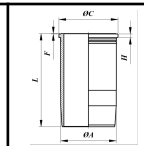










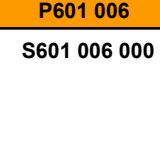


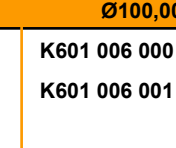







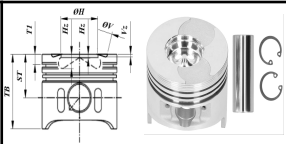



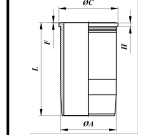













PERKINS		P601 931				Ø98,48			
   	 <p>Ø98,48</p>	P601 931 000	STD	STD	R601 931 000	S601 931 000			
							ST : 76,50 TB : 127,30 ØH : 59,70 Hz : -19,10 Hx/y : -4,00    0,00 ØV : Vz : T1 : 21,00	R02  2,39 SR R02  2,39 SR R02  2,39 SR R35  6,34 SR R35  6,34 SR	
 <p>34,93 x 84,00 x 19,00</p>								Montaj Yüksekliği	
PERKINS		P601 932				Ø98,48			
   	 <p>Ø98,48</p> <p>6 Diesel Engine : 1016-1013</p>	P601 932 000	STD	STD	R601 932 000	S601 932 000	L601 921 000	STD	K601 932 000
							ST : 70,68 TB : 121,48 ØH : 53,90 Hz : -25,61    -13,00 Hx/y : -3,00    0,00 ØV : Vz : T1 : 21,40	R02  2,39 SR R02  2,39 SR R02  2,39 SR R35  6,34 SR R31  6,34 SR	L601 921 001 L601 921 002 L601 921 003
 <p>34,93 x 84,00 x 19,00</p>								 <p>Type : DS Coating : Ø A : 103,22 Ø C : 106,36 H : 3,8 L : 227,40 F : 1</p>	Montaj Yüksekliği

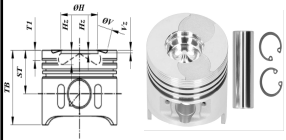



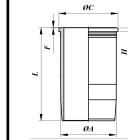








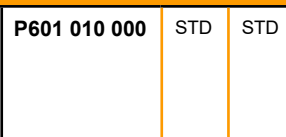
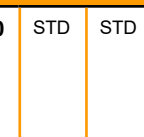

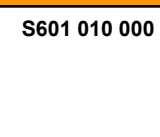
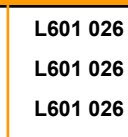

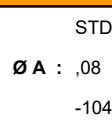








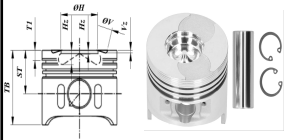








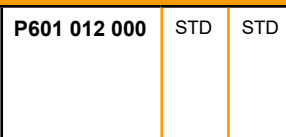



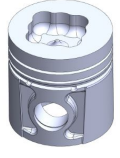




PERKINS		P601 003				Ø100,00			
     	 <p><b>Ø100</b></p> <p>RC,SP,EP,T</p> <p>6</p> <p>Diesel Engine: <b>D 235 PHASER</b> <b>160 / 180 T</b> 6 Cyl. 6000 cc. 118-132 Kw (160 -180 Ps) 16:1 Turbo Kamyon PD 900 AS, Süper PD 900 AS</p>	P601 003 000	STD	STD	R601 003 000	S601 003 000	L601 022 000 L601 022 001 L601 022 002 L601 022 003	STD Ø A : ,05 Ø A : ,5 Ø A : ,5	K601 003 000 K601 003 001 K601 003 002 K601 003 003
	<p>ST : 70,16</p> <p>TB : 108,06</p> <p>ØH : 56,00</p> <p>Hz : -19,48 -10,50</p> <p>Hx/y : 3,50 0,00</p> <p>ØV :</p> <p>Vz :</p> <p>T1 : 10,00</p>	<p>R16  3,50 TR6°</p> <p>R06  2,50 SR</p> <p>R35  4,00 SR.R</p>	<p>Type : DC</p> <p>Coating :</p> <p>Ø A : 104,2</p> <p>Ø C : 107,40</p> <p>H : 3,85</p> <p>L : 226,5</p> <p>F :</p>	<p>Montaj Yüksekliği</p> <p>+ 0,25 / + 0,40</p>					
 <p>38,10 x 82,50 x 18,00</p>									
PERKINS		P601 004				Ø100,00			
     	 <p><b>Ø100</b></p> <p>RC,SP,T</p> <p>4/6</p> <p>Diesel Engine: <b>1006-6T R</b> 6 Diesel, 5985 cm, 96 kW (131 PS), 16,5:1 <b>4,40 / 1004,4 T</b> 3990 cmm 16.5 : 1 Phaser 90, 1004-4 6.60 5985 ccm 16.5 : Phaser 125, 1006-6 D 235, Phaser 160 T 6000 ccm 180 TI, 118-132 kw (160-180 PS), 16:1 Turbocharged Truck, PD 900 AS, Super PD 900 AS</p>	P601 004 000	STD	STD	R601 004 000	S601 004 000	L601 023 000 L601 023 001	STD Ø A : ,03	K601 004 000 K601 004 001
	<p>ST : 70,02</p> <p>TB : 108,00</p> <p>ØH : 55,30</p> <p>Hz : -20,14 -11,00</p> <p>Hx/y : 3,50 0,00</p> <p>ØV :</p> <p>Vz :</p> <p>T1 : 10,30</p>	<p>R01  2,50 SR</p> <p>R06  2,50 SR</p> <p>R35  4,00 SR.R</p>	<p>Type : DC</p> <p>Coating :</p> <p>Ø A : 104,23</p> <p>Ø C : 107,44</p> <p>H : 3,86</p> <p>L : 226,44</p> <p>F :</p>	<p>Montaj Yüksekliği</p> <p>+ 0,135 / + 0,363</p>					
 <p>34,93 x 84,00 x 19,00</p>									

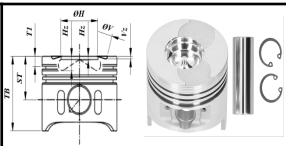


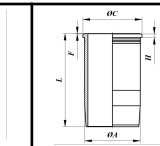







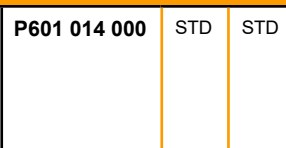


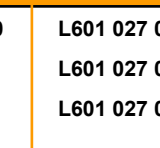

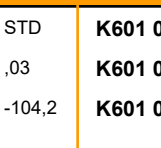








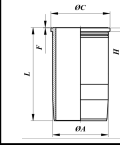
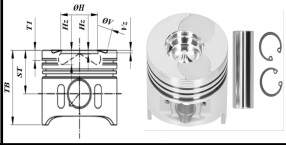
PERKINS		P601 005				Ø100,00			
      	 <p><b>Ø100</b></p>	P601 005 000	STD	STD	R601 005 000	S601 005 000			
	ST : 70,02 TB : 108,00 ØH : 55,30 Hz : -20,14    -11,00 Hx/y : 3,50    0,00 ØV : Vz : T1 : 10,30	R01  2,50 SR R06  2,50 SR R35  4,00 SR.R							
	 <p>34,93 x 84,00 x 19,00</p>								Montaj Yüksekliği
PERKINS		P601 006				Ø100,00			
      	 <p><b>Ø100</b></p> <p>RC,T 4/6</p> <p>Diesel Engine :  <b>T4.40</b> 3990 ccm 82-88 kw  <b>T6.60</b> 6000 ccm 88kw  <b>T6.60</b> 6000 ccm 154 kw            PHAZER 200 T1            AS 26-200</p>	P601 006 000	STD	STD	R601 006 000	S601 006 000	L601 024 000 L601 024 001	STD	K601 006 000 K601 006 001
	ST : 70,30 TB : 108,23 ØH : 52,80 Hz : -21,75    -7,50 Hx/y : 3,30    0,00 ØV : Vz : T1 : 10,70	R16  3,50 TR6° R21  2,50 SR R35  4,00 SR.R					Type : DC Coating : Ø A : 104,20 Ø C : 107,40 H : 3,85 L : 226,50 F :		
	 <p>39,70 x 74,00 x 23,00</p>								

PERKINS		P601 007				Ø100,00			
      	 <p><b>Ø100</b></p> <p>RC,T</p> <p>Diesel Engine: AK - 1004.42 Euro1</p> <p><b>T 4.40</b> 3990 ccm 82-88 kW /</p> <p><b>T 6.60</b> 6000 ccm 88 kW / T</p> <p><b>6.60</b> 6000 ccm 154 kW / PHASER 200 T1 / AS 26-200 70015A1, 70016A1, 70017A1, JCB, JCB Eskavator, JS130-JS160, Claas Biçerdöver LD80147, MF200, MF276G, MF400, MF4270, MTX125, MTX140 AJ31363, AJ37877 IŞ MAKİNASI,</p>	<b>P601 007 000</b>	STD	STD	<b>R601 007 000</b>	<b>S601 007 000</b>	<b>L601 025 000</b> <b>L601 025 001</b>	STD	<b>K601 007 000</b> <b>K601 007 001</b>
	<p>ST : 70,30</p> <p>TB : 108,23</p> <p>ØH : 52,80</p> <p>Hz : -21,75 -7,50</p> <p>Hx/y : 3,00 3,00</p> <p>ØV :</p> <p>Vz :</p> <p>T1 : 10,45</p>	<p>R16  3,50 TR6°</p> <p>R21  2,50 SR</p> <p>R35  3,50 SR.R</p>	<p>Type : DC</p> <p>Coating :</p> <p>Ø A : 104,2</p> <p>Ø C : 107,40</p> <p>H : 3,85</p> <p>L : 226,5</p> <p>F :</p>	<p>Montaj Yüksekliği</p>					
 <p>39,70 x 74,00 x 23,00</p>									
PERKINS		P601 008				Ø100,00			
  <p><b>Ø100</b></p>	<b>P601 008 000</b>	STD	STD	<b>R601 008 000</b>	<b>S601 008 000</b>				
	<p>ST : 70,27</p> <p>TB : 108,23</p> <p>ØH : 52,80</p> <p>Hz : -21,75 -7,50</p> <p>Hx/y : 3,00 3,00</p> <p>ØV :</p> <p>Vz :</p> <p>T1 : 10,45</p>	<p>R16  3,50 TR6°</p> <p>R21  2,50 SR</p> <p>R35  3,50 SR.R</p>							<p>Montaj Yüksekliği</p>
 <p>39,70 x 74,00 x 23,00</p>									

PERKINS		P601 009				Ø100,00			
       	 <p><b>Ø100</b></p> <p>RC 4/6 Diesel Engine :</p>	P601 009 000	STD	STD	R601 009 000	S601 009 000	L601 024 000 L601 024 001	STD	K601 009 000 K601 009 001
	<p>ST : 70,30 TB : 108,23 ØH : 55,30 Hz : -20,14 -11,00 Hx/y : 3,00 0,00 ØV : Vz : T1 : 10,70</p>  <p>39,70 x 74,00 x 23,00</p>	<p>R16  3,50 TR6° R21  2,50 SR R35  4,00 SR.R</p> <p>Type : DC Coating : Ø A : 104,20 Ø C : 107,40 H : 3,85 L : 226,50 F :</p>	Montaj Yüksekliği						
PERKINS		P601 010				Ø100,00			
       	 <p><b>Ø100</b></p> <p>RC,T 4/6 Diesel Engine : Tractor Series: 4300 4345, 4345HV, 4355, 4355HV 1004-4T PHASER 110 4 Cyl. 3990cc 16:1 Turbo T4.40 1006-6T PHASER 160 T 6-Cyl. 5985cc 16:1 Turbo 1006-6T</p>	P601 010 000	STD	STD	R601 010 000	S601 010 000	L601 026 000 L601 026 001 L601 026 002	STD Ø A : ,08 -104,2	K601 010 000 K601 010 001 K601 010 002
	<p>ST : 70,02 TB : 108,23 ØH : 55,70 Hz : -19,40 -10,40 Hx/y : 3,50 0,00 ØV : Vz : T1 : 10,10</p>  <p>38,10 x 82,50 x 18,00</p>	<p>R16  3,50 TR6° R21  2,50 SR R35  4,00 SR.R</p> <p>Type : DC Coating : Ø A : 104,20 Ø C : 107,44 H : 3,86 L : 227,30 F : 1,00</p>	Montaj Yüksekliği + 0,14 / + 0,36						

PERKINS		P601 011				Ø100,00			
   	 <p><b>Ø100</b></p> <p>RC</p> <p>Diesel Engine : Landini Tractor Serie : Legend Legend 105, Legend 115</p>	P601 011 000	STD	STD	R601 011 000	S601 011 000			
	<p>ST : 70,02</p> <p>TB : 102,00</p> <p>ØH : 56,00</p> <p>Hz : -20,60    -11,60</p> <p>Hx/y : 3,30    0,00</p> <p>ØV :</p> <p>Vz :</p> <p>T1 : 15,00</p>	<p>R01  2,50 SR</p> <p>R06  2,50 SR</p> <p>R35  4,00 SR.R</p>							
 <p>34,93 x 84,00 x 19,00</p>									Montaj Yüksekliği
PERKINS		P601 012				Ø100,00			
   	 <p><b>Ø100</b></p> <p>Diesel Engine :</p>	P601 012 000	STD	STD	R601 012 000	S601 012 000			
	<p>ST : 70,02</p> <p>TB : 102,00</p> <p>ØH : 56,00</p> <p>Hz : -20,60    -11,60</p> <p>Hx/y : 3,30    0,00</p> <p>ØV :</p> <p>Vz :</p> <p>T1 : 15,00</p>	<p>R01  2,50 SR</p> <p>R06  2,50 SR</p> <p>R35  4,00 SR.R</p>							
 <p>34,93 x 84,00 x 19,00</p>									Montaj Yüksekliği

PERKINS		P601 013				Ø101,05			
     	 <b>Ø101,05</b> SP, EP 4 <b>Diesel Engine :</b> <b>4.248.2</b> , R 4, 4067 cm <sup>3</sup> , 60 kW (81,5 PS), 18:1 Stationary engine 1981...	P601 013 000	STD	STD	R601 013 000	S601 013 000	L601 027 000 L601 027 001 L601 027 002	STD Ø A : ,03 -104,2	K601 013 000 K601 013 001 K601 013 002
	ST : 70,25 TB : 121,18 ØH : 40,00 Hz : -24,27 Hx/y : -4,00    0,00 ØV : Vz : T1 : 21,40	R01  2,50 SR R26  2,50 SR R35  5,00 SR.R	Type : DS Coating : Ø A : 104,2 Ø C : 107,4 H : 3,8 L : 227,30 F : 0,85	Montaj Yüksekliği					
 34,93 x 84,00 x 19,00									
PERKINS		P601 014				Ø101,05			
     	 <b>Ø101,05</b> S 4 <b>Diesel Engine :</b> <b>4.248</b> , R 4, 4064 cm <sup>3</sup> , 53 - 61 kW (72 - 83 PS), 16:1 (1969 ... 04/1982) Stationary engine 1969...04/1982 / MF 85 1969... / MF 178 1969... / MF 185 1969... R 8000 1969... / DT 8000 1969... / MF 11 1969... / MF 33 1969... MF 300 1969... / MF 350 1969... / MF 307 1969... / MF 506 1969... MF 230 SS 1969... / MF 487 1969... / MF 186 1969... / MF 590 A 1969...	P601 014 000	STD	STD	R601 014 000	S601 014 000	L601 027 000 L601 027 001 L601 027 002	STD Ø A : ,03 -104,2	K601 014 000 K601 014 001 K601 014 002
	ST : 70,10 TB : 120,90 ØH : 61,00 Hz : -20,50 Hx/y : -3,50    0,80 ØV : Vz : T1 : 21,15	R01  2,39 SR R06  2,39 SR R06  2,39 SR R35  6,34 SR	Type : DS Coating : Ø A : 104,2 Ø C : 107,4 H : 3,8 L : 227,30 F : 0,85	Montaj Yüksekliği + 0,08 / + 0,25					
 34,93 x 84,00 x 19,00									



PERKINS

P601 015

Ø101,05



Ø101,05

P601 015 000

STD

STD





R601 015 000

S601 015 000

ST : 70,10  
 TB : 120,90  
 ØH : 61,00  
 Hz : -20,50  
 Hx/y : -2,75    0,00  
 ØV :  
 Vz :  
 T1 : 21,30



34,93 x 84,00 x 19,00

R01  2,39 SR  
 R06  2,39 SR  
 R06  2,39 SR  
 R35  6,34 SR

Montaj Yüksekliği

PERKINS

P601 016

Ø101,05



Ø101,05

P601 016 000


STD

STD





R601 016 000

S601 016 000
















ST : 70,20  
 TB : 121,00  
 ØH : 61,60  
 Hz : -21,00  
 Hx/y : -3,25    0,00  
 ØV :  
 Vz :  
 T1 : 21,00


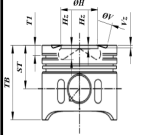



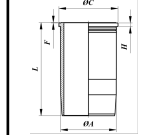










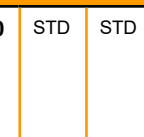
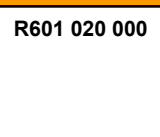
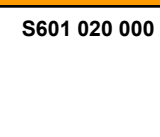











34,93 x 84,00 x 19,00

R01  2,39 SR  
 R06  2,39 SR  
 R06  2,39 SR  
 R35  6,34 SR

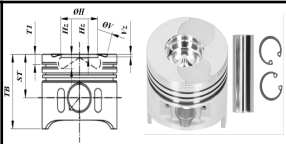


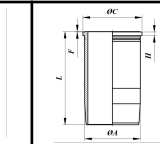








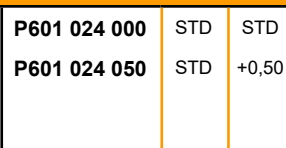










Montaj Yüksekliği

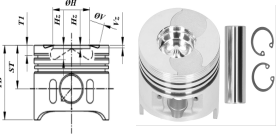



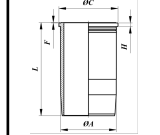










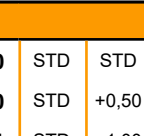

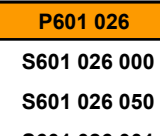









PERKINS		P601 017				Ø101,05		
 <b>Ø101,05</b> 4 Diesel Engine :	<b>P601 017 000</b> STD STD	<b>R601 017 000</b> <b>S601 017 000</b>	<b>L601 027 000</b> <b>L601 027 001</b> <b>L601 027 002</b>	STD $\text{Ø A} : ,03$ $-104,2$		<b>K601 017 000</b> <b>K601 017 001</b> <b>K601 017 002</b>		
							ST : 70,10 TB : 120,90 ØH : 61,20 Hz : -20,50 Hx/y : -3,25    0,00 ØV : Vz : T1 : 21,25	<b>R01</b>  2,39 SR <b>R06</b>  2,39 SR <b>R06</b>  2,39 SR <b>R35</b>  6,34 SR <b>R35</b>  6,34 SR
 34,93 x 84,00 x 19,00								
PERKINS		P601 018				Ø101,05		
 <b>Ø101,05</b>	<b>P601 018 000</b> STD STD	<b>R601 018 000</b> <b>S601 018 000</b>						
			ST : 70,10 TB : 120,90 ØH : 61,20 Hz : -20,50 Hx/y : -3,25    0,00 ØV : Vz : T1 : 21,25	<b>R01</b>  2,39 SR <b>R06</b>  2,39 SR <b>R06</b>  2,39 SR <b>R35</b>  6,34 SR <b>R35</b>  6,34 SR			Montaj Yüksekliği	
 34,93 x 84,00 x 19,00								

PERKINS		P601 019				Ø101,05			
        	 <b>Ø101,05</b> RC Diesel Engine: Brasil Type P4015 MF440	P601 019 000	STD	STD	R601 019 000	S601 019 000			
	ST : 70,50 TB : 108,50 ØH : 61,50 Hz : -21,00 Hx/y : -3,20    0,00 ØV : Vz : T1 : 11,00	 3,00 TR15°  2,50 SR  4,00 SR.R							Montaj Yüksekliği
 34,92 x 76,00 x 18,00									
PERKINS		P601 020				Ø101,05			
        	 <b>Ø101,054</b>	P601 020 000	STD	STD	R601 020 000	S601 020 000			
	ST : 70,05 TB : 120,80 ØH : 61,50 Hz : -20,80 Hx/y : 3,25    0,00 ØV : Vz : T1 : 21,00	 2,50 SR  2,50 SR  5,00 SR.R							Montaj Yüksekliği
 34,93 x 84,00 x 19,00									










PERKINS		P601 023				Ø103,00		
     	 <p><b>Ø103</b></p> <p>T</p> <p>Diesel Engine:  <b>1004.42 Euro 1</b>  <b>1004.40 Darwin</b>  R 4 Diesel, 18:1 Einbaumotor  Yeşil 1 Gold, Claas, Clark,  Daewoo, Forklift, Gen-Set Jenar.  Landini TRK  AR81273 MF281, MF281 AGCO,  MF286 AGCO, MF 286 G Uzel,  2001...  IHC-CASE</p>	<b>P601 023 000</b> STD STD <b>P601 023 050</b> STD +0,50 <b>P601 023 001</b> STD +1,00	<b>R601 023 000</b> <b>R601 023 050</b> <b>R601 023 001</b>	<b>S601 023 000</b> <b>S601 023 050</b> <b>S601 023 001</b>	<b>L601 028 000</b> 	STD	<b>K601 023 000</b>	
	<b>ST :</b> 70,25 <b>TB :</b> 108,25 <b>ØH :</b> 52,25 <b>Hz :</b> -22,00 -8,00 <b>Hx/y :</b> 3,00 2,75 <b>ØV :</b> 49,50 46,00 <b>Vz :</b> -1,10 -1,50 <b>T1 :</b> 10,10	<b>R01</b>  2,50 SR <b>R26</b>  2,50 SR <b>R35</b>  3,50 SR.R	<b>Type :</b> DS <b>Coating :</b> <b>Ø A :</b> 107,00 <b>Ø C :</b> 110,08 <b>H :</b> 4,10 <b>L :</b> 228,00 <b>F :</b>	<b>Montaj Yüksekliği</b> 1,70 mm conta ile + 0,35 / +0,55				
 <p>39,70 x 74,00 x 23,00</p>								
PERKINS		P601 024				Ø103,00		
     	 <p><b>Ø103</b></p> <p>RC</p> <p>Diesel Engine:  <b>SB Series</b></p>	<b>P601 024 000</b> STD STD <b>P601 024 050</b> STD +0,50	<b>R601 024 000</b> <b>R601 024 050</b>	<b>S601 024 000</b> <b>S601 024 050</b>				
	<b>ST :</b> 72,24 <b>TB :</b> 109,20 <b>ØH :</b> 64,00 <b>Hz :</b> -17,00 -5,65 <b>Hx/y :</b> 0,00 0,00 <b>ØV :</b> <b>Vz :</b> <b>T1 :</b> 9,50	<b>R11</b>  3,00 ETR7° <b>R10</b>  2,50 SR <b>R35</b>  4,00 SR.R	<b>Montaj Yüksekliği</b>					
 <p>40,00 x 85,30 x 20,00</p>								






PERKINS		P601 025				Ø105,00			
       	 <p><b>Ø105</b></p> <p>RC,T</p> <p>3/4</p> <p>Diesel Engine: RG</p> <p><b>1103A-33TG1 /</b>  <b>113C-33T Euro 2 /</b>  <b>1104C-E44T Euro 2 /</b>  <b>1104D-E44T Euro 2</b>  <b>1104D-E44T Euro 3 /</b>  <b>1106D-E66TA Euro 3</b></p> <p>3-Cyl. 3300cc 39-43 Kw (53-58 Ps) 19,25:1 / Erkunt TRK, Landini Powerfarm 60, MF266 G, MF3050, MF3060 2004-... 4-Cyl. 4400cc 50-64 Kw (67-84 Ps) 19,3:1 / 860 Elit Fermecc, Çukurova860SX, hİDROMEK 120/B, Hidromek 102/S, Landini Powerfarm 75/95/105, LCB 4 CX, Sanko Mastaş 444/E, MF 5425 2004-...</p>	<b>P601 025 000</b> STD STD <b>P601 025 050</b> STD +0,50 <b>P601 025 001</b> STD +1,00 <b>P601 025 200</b> -0,20 STD <b>P601 025 400</b> -0,40 STD	<b>R601 025 000</b> <b>R601 025 050</b> <b>R601 025 001</b> <b>R601 025 000</b> <b>R601 025 000</b>	<b>S601 025 000</b> <b>S601 025 050</b> <b>S601 025 001</b> <b>S601 025 200</b> <b>S601 025 400</b>	<b>L601 029 000</b> STD <b>L601 029 001</b> Ø A : ,5 <b>L601 029 002</b> -108		<b>K601 025 000</b> <b>K601 025 001</b> <b>K601 025 002</b>		
	<p>ST : 70,10</p> <p>TB : 108,00</p> <p>ØH : 55,25</p> <p>Hz : -22,00 -6,00</p> <p>Hx/y : 2,65 1,75</p> <p>ØV :</p> <p>Vz :</p> <p>T1 : 8,25</p>	<p><b>R16</b>  3,50 TR15°</p> <p><b>R06</b>  2,50 SR</p> <p><b>R35</b>  3,50 SR.R</p>	<p>Type : DS</p> <p>Coating :</p> <p>Ø A : 108,00</p> <p>Ø C : 109,50</p> <p>H : 5,00</p> <p>L : 227</p> <p>F :</p>	<p>Montaj Yüksekliği</p> <p>+ 0,21 / + 0,35</p> <p>+ 0,36 / + 0,50</p>					
<p>39,70 x 74,00 x 23,00</p> 									
PERKINS		P601 026				Ø105,00			
       	 <p><b>Ø105</b></p> <p>RC,T</p> <p>4</p> <p>Diesel Engine: NR, NL, NM</p> <p><b>1103D-33TA Euro3</b>  <b>1104C-44T</b></p> <p>Bobcat, Caterpillar, Class, Landini, Massey-Ferguson, Mccormick, Olympian</p>	<b>P601 026 000</b> STD STD <b>P601 026 050</b> STD +0,50 <b>P601 026 001</b> STD +1,00 <b>P601 026 200</b> -0,20 STD <b>P601 026 400</b> -0,40 STD	<b>R601 026 000</b> <b>R601 026 050</b> <b>R601 026 001</b> <b>R601 026 000</b> <b>R601 026 000</b>	<b>S601 026 000</b> <b>S601 026 050</b> <b>S601 026 001</b> <b>S601 026 200</b> <b>S601 026 400</b>					
	<p>ST : 70,10</p> <p>TB : 108,00</p> <p>ØH : 50,00</p> <p>Hz : -22,75 -6,00</p> <p>Hx/y : 2,50 1,25</p> <p>ØV :</p> <p>Vz :</p> <p>T1 : 8,50</p>	<p><b>R16</b>  3,00 TR15°</p> <p><b>R06</b>  2,50 SR</p> <p><b>R35</b>  3,00 SR.R</p>		<p>Montaj Yüksekliği</p>					
<p>39,70 x 74,00 x 23,00</p> 									

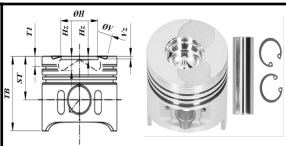



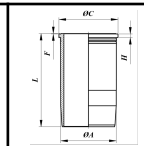







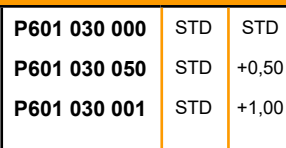


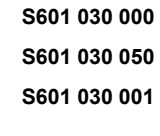










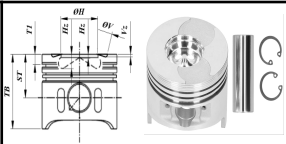



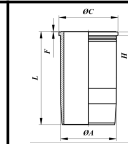









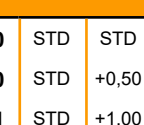











**PERKINS P601 027 Ø105,00**











 <p><b>Ø105</b></p> <p>RC 3</p> <p>Diesel Engine: Construction Machine, Fixed Engine <b>1103D-33TA Euro3</b> ENGINE TYPE : XL - XM 3-Cyl. 3299cc 50-61 KW / 68-83 PS 2003... Landini, McCormick, Ursus</p>	<p><b>P601 027 000</b> STD STD <b>R601 027 000</b> <b>S601 027 000</b> <b>L601 029 000</b> STD <b>K601 027 000</b></p> <p><b>P601 027 050</b> STD +0,50 <b>R601 027 050</b> <b>S601 027 050</b></p> <p><b>P601 027 001</b> STD +1,00 <b>R601 027 001</b> <b>S601 027 001</b></p>						
	<p>ST : 70,10 TB : 108,00 ØH : 52,10 Hz : -21,90 -5,50 Hx/y : 2,50 1,50 ØV : Vz : T1 : 8,50</p>	<p><b>R16</b>  3,00 TR15° <b>R08</b>  2,50 SR <b>R35</b>  3,00 SR.R</p>	<p>Type : DS Coating : Ø A : 108,00 Ø C : 109,50 H : 5,00 L : 227 F :</p>	<p>Montaj Yüksekliği</p>			
 <p>39,70 x 74,00 x 23,00</p>							

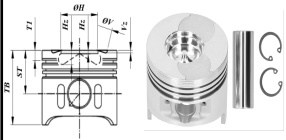



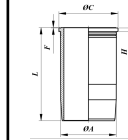
















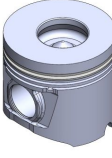



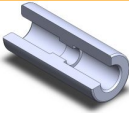
**PERKINS P601 028 Ø105,00**

 <p><b>Ø105</b></p> <p>RC 4</p> <p>Diesel Engine: RG <b>1103-1104</b></p>	<p><b>P601 028 000</b> STD STD <b>R601 028 000</b> <b>S601 028 000</b> <b>L601 029 000</b> STD <b>K601 028 000</b></p> <p><b>P601 028 050</b> STD +0,50 <b>R601 028 050</b> <b>S601 028 050</b></p> <p><b>P601 028 001</b> STD +1,00 <b>R601 028 001</b> <b>S601 028 001</b></p>						
	<p>ST : 70,10 TB : 108,00 ØH : 55,25 Hz : -22,00 -6,00 Hx/y : 2,65 1,75 ØV : Vz : T1 : 8,50</p>	<p><b>R16</b>  3,00 TR15° <b>R06</b>  2,50 SR <b>R35</b>  3,00 SR.R</p>	<p>Type : DS Coating : Ø A : 108,00 Ø C : 109,50 H : 5,00 L : 227 F :</p>	<p>Montaj Yüksekliği</p>			
 <p>39,70 x 78,00 x 20,00</p>							

PERKINS		P601 029				Ø105,00			
       	<b>P601 029 000</b> <b>P601 029 050</b> <b>P601 029 001</b>	STD STD STD	STD +0,50 +1,00	<b>R601 029 000</b> <b>R601 029 050</b> <b>R601 029 001</b>	<b>S601 029 000</b> <b>S601 029 050</b> <b>S601 029 001</b>	<b>L181 021 000</b> <b>L181 021 001</b> <b>L181 021 002</b>		<b>K601 029 000</b> <b>K601 029 001</b> <b>K601 029 002</b>	
	<b>Ø105</b>  S  Diesel Engine: <b>1100 Series, 1104</b> <b>C-E44 Euro2 /</b> <b>1104 D-44 Euro2</b> 1104C-DF, DC, 1104C-RE, RF, RR	ST : 70,10 TB : 108,00 ØH : 51,25 Hz : -22,40 -8,00 Hx/y : 2,65 1,75 ØV : Vz : T1 : 10,00	<b>R01</b>  2,50 SR <b>R06</b>  2,50 SR <b>R35</b>  3,50 SR.R					<b>Montaj Yüksekliği</b> + 0,21 / + 0,35 + 0,36 / + 0,50	
	 39,70 x 70,00 x 19,00								
PERKINS		P601 030				Ø105,00			
       	<b>P601 030 000</b> <b>P601 030 050</b> <b>P601 030 001</b>	STD STD STD	STD +0,50 +1,00	<b>R601 030 000</b> <b>R601 030 050</b> <b>R601 030 001</b>	<b>S601 030 000</b> <b>S601 030 050</b> <b>S601 030 001</b>				
	<b>Ø105</b>  Diesel Engine: <b>1104D-44 Euro3</b> <b>ENGINE TYPE : B -</b> <b>NK</b>  <b>Landini, McCormick,</b> <b>Ursus</b>	ST : 70,10 TB : 108,00 ØH : 48,40 Hz : -21,90 -5,00 Hx/y : 2,50 1,50 ØV : Vz : T1 : 10,00	<b>R01</b>  2,50 SR <b>R08</b>  2,50 SR <b>R35</b>  3,50 SR.R					<b>Montaj Yüksekliği</b>	
	 39,70 x 70,00 x 19,00								

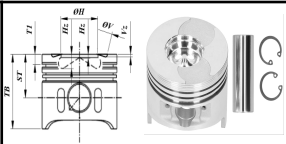



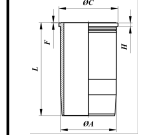








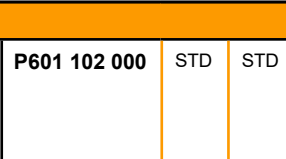

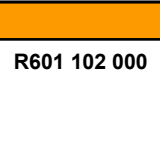
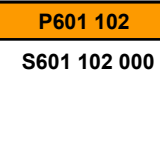
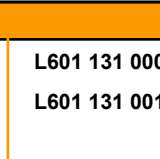

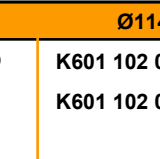
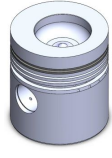





PERKINS		P601 031				Ø105,00			
       	<b>P601 031 000</b> <b>P601 031 050</b> <b>P601 031 001</b>	STD STD STD	STD +0,50 +1,00	<b>R601 031 000</b> <b>R601 031 050</b> <b>R601 031 001</b>	<b>S601 031 000</b> <b>S601 031 050</b> <b>S601 031 001</b>				
	 <p><b>Ø105</b></p> <p>RC</p> <p>Diesel Engine: 1103C-33T Euro2            1103A-33T            1104A-44TG2 Euro0 / 1104A-44TG1 Euro0 / 1104A-44T Euro0            1103A-33TG2            1103C-33T Euro2</p>	ST : 70,10 TB : 108,00 ØH : 56,70 Hz : -22,65    -6,00 Hx/y : 2,60    1,80 ØV : Vz : T1 : 8,25	R16  3,50 TR15° R06  2,50 R35  3,50						
	 <p>39,70 x 74,00 x 23,00</p>								Montaj Yüksekliği
PERKINS		P601 032				Ø105,00			
       	<b>P601 032 000</b> <b>P601 032 050</b> <b>P601 032 001</b>	STD STD STD	STD +0,50 +1,00	<b>R601 032 000</b> <b>R601 032 050</b> <b>R601 032 001</b>	<b>S601 032 000</b> <b>S601 032 050</b> <b>S601 032 001</b>				
	 <p><b>Ø105</b></p> <p>RC</p> <p>Diesel Engine:  <b>1103A-33G</b></p>	ST : 70,10 TB : 108,00 ØH : 51,25 Hz : -22,50    -8,00 Hx/y : 2,60    1,75 ØV : Vz : T1 : 8,25	R01  3,50 TR15° R06  2,50 SR R35  3,50 SR.R						
	 <p>39,70 x 70,00 x 19,00</p>								Montaj Yüksekliği

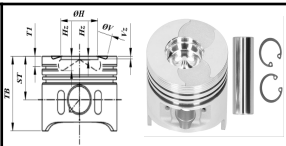

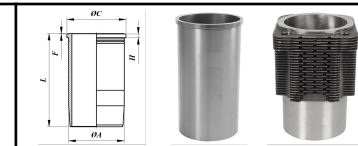







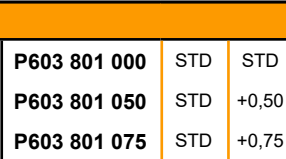
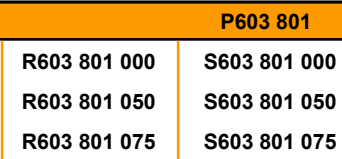
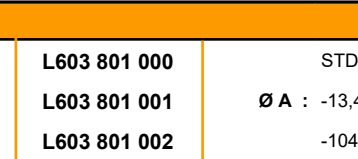
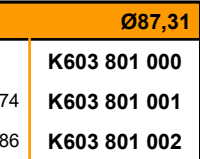







PERKINS		P601 033				Ø105,00		
 <p><b>Ø105</b></p> <p>RC</p> <p>Diesel Engine:</p>	<b>P601 033 000</b> <b>P601 033 050</b> <b>P601 033 001</b>	STD STD STD	STD +0,50 +1,00	<b>R601 033 000</b> <b>R601 033 050</b> <b>R601 033 001</b>	<b>S601 033 000</b> <b>S601 033 050</b> <b>S601 033 001</b>			
	ST : 70,10 TB : 108,00 ØH : 51,25 Hz : -22,50    -8,00 Hx/y : 2,65    1,75 ØV : Vz : T1 : 8,75	<b>R01</b>  2,50 SR <b>R06</b>  2,50 SR <b>R35</b>  3,50 SR.R						
	 <p>39,70 x 70,00 x 19,00</p>							
PERKINS		P601 034				Ø105,00		
 <p><b>Ø105</b></p> <p>RC</p> <p>4/6</p> <p>Diesel Engine: Working Machine, Generator</p> <p><b>1104D-E44T / 1106D-E66TA 6-Cyl. / 1104D - 1106 EURO3 4-Cyl. 1106C-E60TA Euro 2 ENGINE TYPE : NH-NJ C 4.4 T Euro3 / C 6.6 Euro 3 6 Cyl. 6598cc 66 -205 KW - 90-279 PS</b></p> <p><b>Caterpillar, Bobcat, Claas, Manitou</b></p>	<b>P601 034 000</b> <b>P601 034 050</b> <b>P601 034 001</b>	STD STD STD	STD +0,50 +1,00	<b>R601 034 000</b> <b>R601 034 050</b> <b>R601 034 001</b>	<b>S601 034 000</b> <b>S601 034 050</b> <b>S601 034 001</b>			
	ST : 70,15 TB : 108,00 ØH : 76,75 Hz : -15,75    -4,80 Hx/y : 0,00    0,00 ØV : Vz : T1 : 8,35	<b>R16</b>  3,00 TR15° <b>R03</b>  2,50 SR <b>R35</b>  3,00 SR.R						
	 <p>39,70 x 86,00 x 20,00</p>							

PERKINS		P601 035				Ø105,00		
       	 <b>Ø105</b>	<b>P601 035 000</b> STD STD <b>P601 035 050</b> STD +0,50 <b>P601 035 001</b> STD +1,00	<b>R601 035 000</b> <b>R601 035 050</b> <b>R601 035 001</b>	<b>S601 035 000</b> <b>S601 035 050</b> <b>S601 035 001</b>				
	<b>ST :</b> 70,15 <b>TB :</b> 108,00 <b>ØH :</b> 76,75 <b>Hz :</b> -15,75 -4,80 <b>Hx/y :</b> 0,00 0,00 <b>ØV :</b> <b>Vz :</b> <b>T1 :</b> 8,35	<b>R16</b>  3,00 TR15° <b>R03</b>  2,50 SR <b>R35</b>  3,00 SR.R						
 39,70 x 86,00 x 20,00								
PERKINS		P601 036				Ø105,00		
       	 <b>Ø105</b> RC,OCP 6 Diesel Engine: 1106A-70TAG4 7010 cm 2V 179-196kW (240 PS) 16,0:1	<b>P601 036 000</b> STD STD <b>P601 036 050</b> STD +0,50 <b>P601 036 001</b> STD +1,00	<b>R601 036 000</b> <b>R601 036 050</b> <b>R601 036 001</b>	<b>S601 036 000</b> <b>S601 036 050</b> <b>S601 036 001</b>				
	<b>ST :</b> 66,32 <b>TB :</b> 104,25 <b>ØH :</b> 56,40 <b>Hz :</b> -22,80 -5,60 <b>Hx/y :</b> 3,25 0,75 <b>ØV :</b> <b>Vz :</b> <b>T1 :</b> 12,50	<b>R16</b>  3,00 TR15° <b>R08</b>  2,50 SR <b>R35</b>  3,00 SR.R						Montaj Yüksekliği
 39,70 x 78,00 x 20,00								













PERKINS		P601 101				Ø114,31			
      	 <p><b>Ø114,31</b></p> <p>4 Diesel Engine : <b>4.318</b> 5213 cmm 1968 ...</p>	P601 101 000	STD	STD	R601 101 000	S601 101 000	L601 130 000 L601 130 001	STD	K601 101 000 K601 101 001
	ST : 70,68 TB : 124,61 ØH : 66,00 Hz : -24,08    -18,30 Hx/y : -4,50    0,00 ØV : Vz : T1 : 19,00	R01  2,39 SR R06  2,39 SR R06  2,39 SR R35  6,34 SR	Type : DS Coating : Ø A : 117,88 Ø C : 121,13 H : 2,72 L : 230,78 F :	Montaj Yüksekliği					
 <p>36,51 x 98,40 x 21,00</p>									
PERKINS		P601 102				Ø114,31			
      	 <p><b>Ø114,31</b></p> <p>RC 4 Diesel Engine :</p>	P601 102 000	STD	STD	R601 102 000	S601 102 000	L601 131 000 L601 131 001	STD	K601 102 000 K601 102 001
	ST : 70,68 TB : 124,61 ØH : 66,00 Hz : -24,08    -18,30 Hx/y : -4,50    0,00 ØV : Vz : T1 : 19,00	R01  2,39 SR R06  2,39 SR R06  2,39 SR R35  6,34 SR	Type : DS Coating : Ø A : 117,88 Ø C : 121,13 H : 2,72 L : 230,78 F :	Montaj Yüksekliği					
 <p>36,51 x 98,40 x 21,00</p>									

PERKINS		P601 103				Ø114,31		
   	 <p><b>Ø114,31</b></p> <p>RC 4 Diesel Engine :</p>	<b>P601 103 000</b> STD STD	<b>R601 103 000</b> S601 103 000	<b>L601 131 000</b> L601 131 001 STD	<b>K601 103 000</b> K601 103 001			
	<b>ST :</b> 70,68 <b>TB :</b> 124,61 <b>ØH :</b> 66,00 <b>Hz :</b> -24,08    -18,30 <b>Hx/y :</b> -4,50    0,00 <b>ØV :</b> <b>Vz :</b> <b>T1 :</b> 19,00	<b>R01</b>  2,39 SR <b>R06</b>  2,39 SR <b>R35</b>  6,34 SR	<b>Type :</b> DS <b>Coating :</b> <b>Ø A :</b> 117,88 <b>Ø C :</b> 121,13 <b>H :</b> 2,72 <b>L :</b> 230,78 <b>F :</b>	<b>Montaj Yüksekliği</b>				
	 <p>36,51 x 98,40 x 21,00</p>							
PETTER		P603 801				Ø87,31		
   	 <p><b>Ø87,31</b></p> <p>1/2 Diesel Engine :  <b>PH1</b>, 659 ccm  <b>PH2</b>, 1318 ccm  <b>PH1W</b>, 659 ccm /  <b>PH2W</b>, 1318 ccm  Watercooled  Aircooled</p>	<b>P603 801 000</b> STD STD <b>P603 801 050</b> STD +0,50 <b>P603 801 075</b> STD +0,75 <b>P603 801 001</b> STD +1,00 <b>P603 801 002</b> STD +1,50	<b>R603 801 000</b> S603 801 000 <b>R603 801 050</b> S603 801 050 <b>R603 801 075</b> S603 801 075 <b>R603 801 001</b> S603 801 001 <b>R603 801 002</b> S603 801 002	<b>L603 801 000</b> STD <b>L603 801 001</b> Ø A : -13,474 <b>L603 801 002</b> -104,86	<b>K603 801 000</b> K603 801 001 K603 801 002			
	<b>ST :</b> 63,60 <b>TB :</b> 106,00 <b>ØH :</b> 50,90 <b>Hz :</b> -25,25 <b>Hx/y :</b> <b>ØV :</b> <b>Vz :</b> -0,80    -0,80 <b>T1 :</b>	<b>R04</b>  2,39 SR <b>R06</b>  2,39 SR <b>R06</b>  2,39 SR <b>R32</b>  4,75 SR	<b>Type :</b> W <b>Coating :</b> <b>Ø A :</b> 104,86 <b>Ø C :</b> 113,55 <b>H :</b> 10,05 <b>L :</b> 207,01 <b>F :</b> 0,3	<b>Montaj Yüksekliği</b>				
	 <p>30,00 x 74,50 x 16,00</p>							

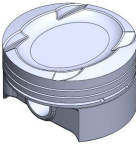

PETTER



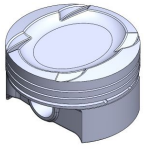




PETTER P603 802 Ø87,31






 <p><b>Ø87,31</b></p> <p>1/2</p> <p>Diesel Engine : PH1, 659 ccm PH2, 1318 ccm PH1W, 659 ccm PH2W, 1318 ccm Watercooled Aircooled</p>	<p><b>P603 802 000</b> STD STD <b>R603 802 000</b> <b>S603 802 000</b> <b>L603 802 000</b> STD <b>K603 802 000</b></p> <p><b>P603 802 050</b> STD +0,50 <b>R603 802 050</b> <b>S603 802 050</b> <b>L603 802 001</b> Ø A : -13,474 <b>K603 802 001</b></p> <p><b>P603 802 075</b> STD +0,75 <b>R603 802 075</b> <b>S603 802 075</b> <b>L603 802 002</b> -104,86 <b>K603 802 002</b></p> <p><b>P603 802 001</b> STD +1,00 <b>R603 802 001</b> <b>S603 802 001</b></p> <p><b>P603 802 002</b> STD +1,50 <b>R603 802 002</b> <b>S603 802 002</b></p>			<p><b>ST :</b> 63,60 <b>R04</b>  2,39 SR</p> <p><b>TB :</b> 106,00 <b>R06</b>  2,39 SR</p> <p><b>ØH :</b> 50,90 <b>R06</b>  2,39 SR</p> <p><b>Hz :</b> -25,25 <b>R32</b>  4,75 SR</p> <p><b>Hx/y :</b> 0,00 0,00 <b>R32</b>  4,75 SR</p> <p><b>ØV :</b> 36,50 36,50</p> <p><b>Vz :</b> -0,80 -0,80</p> <p><b>T1 :</b> 14,00</p>	<p><b>Type :</b> W</p> <p><b>Coating :</b></p> <p><b>Ø A :</b> 104,86</p> <p><b>Ø C :</b> 113,55</p> <p><b>H :</b> 10,05</p> <p><b>L :</b> 207,01</p> <p><b>F :</b> 0,3</p>	<p><b>Montaj Yüksekliği</b></p>
	 <p>30,00 x 74,50 x 16,00</p>					

PEUGEOT P604 701 Ø71,00

 <p><b>Ø71</b></p> <p>EP,T</p> <p>3</p> <p>Benzin Engine : 107 1.0, 108 1.0, <b>1KR (384 F) CFB,</b> <b>CFA (384 F) Euro4</b> 3 Cyl. 998cc 50 Kw-68 PS</p> <p>Citroen, Daihatsu, Subaru, Toyota</p>	<p><b>P604 701 000</b> STD STD <b>R604 701 000</b> <b>S604 701 000</b></p> <p><b>P604 701 025</b> STD +0,25 <b>R604 701 025</b> <b>S604 701 025</b></p> <p><b>P604 701 050</b> STD +0,50 <b>R604 701 050</b> <b>S604 701 050</b></p>			<p><b>ST :</b> 28,65 1,00 SR</p> <p><b>TB :</b> 42,20 1,00 SR</p> <p><b>ØH :</b> 61,61 1,50 SR.R</p> <p><b>Hz :</b> 2,40 -4,40</p> <p><b>Hx/y :</b> 0,00 0,00</p> <p><b>ØV :</b> 30,00 30,00</p> <p><b>Vz :</b> -6,00 -6,00</p> <p><b>T1 :</b> 33,00</p>	<p><b>Montaj Yüksekliği</b></p>
	 <p>17,00 x 45,00 x 10,00</p>				








PEUGEOT		P604 702				Ø71,00		
 <p><b>Ø71</b></p> <p>EP,T 3</p> <p>Benzin Engine : C1 1.0, C1 1.0 VTI, <b>1KR-FE, CFA (384F)</b> 3 Cyl. 998cc 50 Kw-68 PS</p> <p>Peugeot, Daihatsu, Subaru, Toyota</p>	<p><b>P604 702 000</b></p> <p><b>P604 702 025</b></p> <p><b>P604 702 050</b></p>	<p>STD</p> <p>STD</p> <p>STD</p>	<p>STD</p> <p>+0,25</p> <p>+0,50</p>	<p><b>R604 702 000</b></p> <p><b>R604 702 025</b></p> <p><b>R604 702 050</b></p>	<p><b>S604 702 000</b></p> <p><b>S604 702 025</b></p> <p><b>S604 702 050</b></p>			
	<p>ST : 28,65</p> <p>TB : 42,20</p> <p>ØH : 61,61</p> <p>Hz : 2,40 -4,40</p> <p>Hx/y : 0,00 0,00</p> <p>ØV : 30,00 30,00</p> <p>Vz : -6,00 -6,00</p> <p>T1 : 33,00</p>	<p><b>R02</b>  1,00 SR</p> <p><b>R26</b>  1,00 SR</p> <p><b>R35</b>  2,00 SR.R</p>						
 <p>17,00 x 45,00 x 10,00</p>								Montaj Yüksekliği

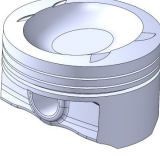




PEUGEOT		P604 703				Ø72,00		
 <p><b>Ø72</b></p> <p>4</p> <p>Benzin Engine : <b>TU 1 M/Z</b> 1124 cm³,44 kW (60 PS),9.2/9.4:1 / 205,309 1988... / 106 1992... / 306 1.1 1993... / Partner 1996...</p> <p><b>TU 1 M/Z</b> 1124 cm³,40 kW (54 PS),9.4:1 / 205,309 1988... / 106 1992... / 306 1.1 1993...</p> <p>Citroen</p>	<p><b>P604 703 000</b></p>	<p>STD</p>	<p>STD</p>	<p><b>R604 703 000</b></p>	<p><b>S604 703 000</b></p>	<p><b>L604 701 000</b></p>	<p>STD</p>	<p><b>K604 703 000</b></p>
	<p>ST : 40,00</p> <p>TB : 67,00</p> <p>ØH : 41,00</p> <p>Hz : 3,00</p> <p>Hx/y : 0,00 0,00</p> <p>ØV :</p> <p>Vz :</p> <p>T1 : 53,00</p>	<p><b>R01</b>  1,50 SR</p> <p><b>R26</b>  2,00 SR</p> <p><b>R38</b>  3,00 SR</p>					<p>Type : W</p> <p>Coating :</p> <p>Ø A : 79,5</p> <p>Ø C : 89,20</p> <p>H : 85</p> <p>L : 122,5</p> <p>F :</p>	
 <p>19,50 x 62,00 x 12,00</p>								



**PEUGEOT P604 704 Ø73,70**

 <p><b>Ø73,7</b></p>	<b>P604 704 000</b>	STD	STD	<b>R604 704 000</b>	<b>S604 704 000</b>				
	<b>P604 704 025</b>	STD	+0,25	<b>R604 704 025</b>	<b>S604 704 025</b>				
	<b>P604 704 050</b>	STD	+0,50	<b>R604 704 050</b>	<b>S604 704 050</b>				
	<b>P604 704 075</b>	STD	+0,75	<b>R604 704 075</b>	<b>S604 704 075</b>				
	<b>P604 704 200</b>	-0,20	STD	<b>R604 704 000</b>	<b>S604 704 200</b>				
	<b>P604 704 250</b>	-0,20	+0,50	<b>R604 704 050</b>	<b>S604 704 250</b>				
	<b>P604 704 400</b>	-0,40	STD	<b>R604 704 000</b>	<b>S604 704 450</b>				
	<b>P604 704 450</b>	-0,40	+0,50	<b>R604 704 050</b>	<b>S604 704 400</b>				
	<b>ST :</b> 42,94 <b>TB :</b> 65,44 <b>ØH :</b> 37,16 <b>Hz :</b> -14,70    -8,60 <b>Hx/y :</b> 3,65    2,20 <b>ØV :</b> 34,75    32,25 <b>Vz :</b> -1,50    -1,50 <b>T1 :</b> 8,00		<b>R16</b>  2,50 TR6° <b>R06</b>  1,95 SR <b>R35</b>  2,50 SR.R						
	 <p>25,00 x 60,00 x 12,50</p>								Montaj Yüksekliği

**PEUGEOT P604 705 Ø75,00**






 <p><b>Ø75</b></p> <p>EP,S</p> <p>3</p> <p><b>Benzin Engine:</b> 2008 1.2VTI, 208 1.2 VTI, 306 1.2 VTI, 308 SW 1.2 VTI, C3 1.2 VTI, C3 II 1.2 VTI, C3 III 1.2 VTI, C4 Cactus 1.2 VTI, C4 Picasso 1.2 VTI</p> <p><b>EB2M</b> 3 Cyl. 1199cc 53 kW 72-PS</p>	<b>P604 705 000</b>	STD	STD	<b>R604 705 000</b>	<b>S604 705 000</b>				
	<b>P604 705 050</b>	STD	+0,50	<b>R604 705 050</b>	<b>S604 705 050</b>				
	<b>ST :</b> 28,75 <b>TB :</b> 46,75 <b>ØH :</b> 64,01 <b>Hz :</b> 2,90    -8,00 <b>Hx/y :</b> <b>ØV :</b> 31,00    22,00 <b>Vz :</b> 2,35    1,20 <b>T1 :</b> 37,40		<b>R02</b>  1,00 SR <b>R07</b>  1,00 SR <b>R34</b>  2,00 SR						
	 <p>17,00 x 51,00 x 9,00</p>								Montaj Yüksekliği



**PEUGEOT P604 706 Ø75,00**

 <p><b>Ø75</b></p> <p>4 Benzin Engine : <b>TU3 JP L4, Euro 4 KFW (TU3JP), KFX (TU3JP)</b> R4, 1361 cc, 49-75 kW (67-102 PS) 10,2:1, 8 Ventile 106 II 1.4 I / 205 II 1.4 / 206 1.4 / 206 1.4 I, 306 1.4 SL / 306 1.4 / 307 1.4 / PARTNER 1.4 / PARTNER 1.4 BIFUEL</p>	<p><b>P604 706 000</b> STD STD</p> <p><b>P604 706 050</b> STD +0,50</p>	<p><b>R604 706 000</b></p> <p><b>R604 706 050</b></p>	<p><b>S604 706 000</b></p> <p><b>S604 706 050</b></p>	<p><b>L604 702 000</b></p> <p>STD</p>	<p><b>K604 706 000</b></p>
	<p>ST : 27,75</p> <p>TB : 50,05</p> <p>ØH : 64,90</p> <p>Hz : 0,30</p> <p>Hx/y : 0,00 0,00</p> <p>ØV :</p> <p>Vz :</p> <p>T1 : 5,50</p>	<p><b>R01</b>  1,50 SR</p> <p><b>R26</b>  1,50 SR</p> <p><b>R31</b>  2,50 SR</p>	<p>Type : DC</p> <p>Coating :</p> <p>Ø A : 79,50</p> <p>Ø C : 89,20</p> <p>H : 90,00</p> <p>L : 135,00</p> <p>F :</p>	<p>Montaj Yüksekliği</p>	
 <p>18,00 x 55,00 x 11,00</p>					

**PEUGEOT P604 707 Ø75,00**

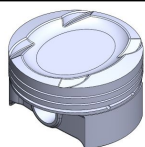
 <p><b>Ø75</b></p>	<p><b>P604 707 000</b> STD STD</p> <p><b>P604 707 025</b> STD +0,25</p> <p><b>P604 707 050</b> STD +0,50</p> <p><b>P604 707 060</b> STD +0,60</p> <p><b>P604 707 075</b> STD +0,75</p> <p><b>P604 707 001</b> STD +1,00</p> <p><b>P604 707 200</b> -0,20 STD</p> <p><b>P604 707 260</b> -0,20 +0,60</p> <p><b>P604 707 400</b> -0,40 STD</p>	<p><b>R604 707 000</b></p> <p><b>R604 707 025</b></p> <p><b>R604 707 050</b></p> <p><b>R604 707 060</b></p> <p><b>R604 707 075</b></p> <p><b>R604 707 001</b></p> <p><b>R604 707 000</b></p> <p><b>R604 707 060</b></p> <p><b>R604 707 000</b></p>	<p><b>S604 707 000</b></p> <p><b>S604 707 025</b></p> <p><b>S604 707 050</b></p> <p><b>S604 707 060</b></p> <p><b>S604 707 075</b></p> <p><b>S604 707 001</b></p> <p><b>S604 707 260</b></p> <p><b>S604 707 200</b></p> <p><b>S604 707 400</b></p>	<p>Montaj Yüksekliği</p>
	<p>ST : 41,70</p> <p>TB : 65,30</p> <p>ØH : 41,72</p> <p>Hz : -13,29 -6,05</p> <p>Hx/y : 1,00 0,00</p> <p>ØV : 27,50 27,50</p> <p>Vz : -1,16 -1,16</p> <p>T1 : 8,00</p>	<p><b>R01</b>  3,00 TR6°</p> <p><b>R26</b>  1,95 SR.R</p> <p><b>R35</b>  2,50 SR.R</p>	<p>Montaj Yüksekliği</p>	
 <p>26,00 x 61,00 x 13,00</p>				







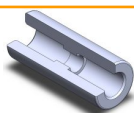
**PEUGEOT P604 710 Ø75,00**



**Ø75**

<b>P604 710 000</b>	STD	STD	<b>R604 710 000</b>	<b>S604 710 000</b>
<b>P604 710 025</b>	STD	+0,25	<b>R604 710 025</b>	<b>S604 710 025</b>
<b>P604 710 050</b>	STD	+0,50	<b>R604 710 050</b>	<b>S604 710 050</b>

<b>ST :</b>	26,00		1,00	SR
<b>TB :</b>	46,82		1,00	SR
<b>ØH :</b>	64,51		1,50	SR.R
<b>H<sub>z</sub> :</b>	2,82	-5,50		
<b>H<sub>x/y</sub> :</b>	0,00	0,00		
<b>ØV :</b>	30,00	30,00		
<b>V<sub>z</sub> :</b>	-5,10	-5,10		
<b>T1 :</b>	37,50			



17,00 x 51,00 x 9,00

Montaj Yüksekliği

**PEUGEOT P604 711 Ø77,00**




**Ø77**

S  
4

Diesel Engine :  
**TUD 5**  
R 4, 1527 cm<sup>3</sup>, 42 kW (57 PS),  
22,1:1

<b>P604 711 000</b>	STD	STD	<b>R604 711 000</b>	<b>S604 711 000</b>
<b>P604 711 040</b>	STD	+0,40	<b>R604 711 040</b>	<b>S604 711 040</b>
<b>P604 711 240</b>	-0,25	+0,40	<b>R604 711 040</b>	<b>S604 711 240</b>
<b>P604 711 060</b>	STD	+0,60	<b>R604 711 060</b>	<b>S604 711 060</b>

<b>ST :</b>	40,37		<b>R01</b>	2,00	SR
<b>TB :</b>	66,32		<b>R08</b>	1,75	SR.R
<b>ØH :</b>	23,00		<b>R35</b>	3,00	SR.R
<b>H<sub>z</sub> :</b>	-1,65	-2,60			
<b>H<sub>x/y</sub> :</b>					
<b>ØV :</b>					
<b>V<sub>z</sub> :</b>					
<b>T1 :</b>	11,00				








23,00 x 60,00 x 13,00

Montaj Yüksekliği


+ 1,04 / + 1,14



**PEUGEOT P604 712 Ø78,50**

 <p><b>Ø78,5</b></p> <p>4 Benzin Engine : <b>TU5 JP4 Euro3</b> R4, 1587 ccm, 80 Kw (109 Ps) 206 1.6i 16v, 207 1.6i 16v, 307 1.6i 16v, Partner 1.6i 16v 2000...</p>	<p><b>P604 712 000</b> STD STD <b>R604 712 000</b> <b>S604 712 000</b></p> <p><b>P604 712 025</b> STD +0,25 <b>R604 712 025</b> <b>S604 712 025</b></p> <p><b>P604 712 050</b> STD +0,50 <b>R604 712 050</b> <b>S604 712 050</b></p> <p><b>P604 712 001</b> STD +1,00 <b>R604 712 001</b> <b>S604 712 001</b></p>							
	<p>ST : 32,35</p> <p>TB : 50,15</p> <p>ØH : 64,00</p> <p>Hz : 0,15</p> <p>Hx/y : 0,00 0,00</p> <p>ØV :</p> <p>Vz :</p> <p>T1 : 6,50</p>	<p><b>R01</b>  1,20 SR</p> <p><b>R21</b>  1,50 SR</p> <p><b>R37</b>  2,50 SR</p>						
	 <p>20,00 x 57,00 x 12,00</p>							Montaj Yüksekliği

**PEUGEOT P604 713 Ø78,50**

<p><b>Ø78,5</b></p>	<p><b>P604 713 000</b> STD STD <b>R604 713 000</b> <b>S604 713 000</b></p>						
	<p>ST : 29,70</p> <p>TB : 51,70</p> <p>ØH : 64,00</p> <p>Hz :</p> <p>Hx/y :</p> <p>ØV :</p> <p>Vz :</p> <p>T1 :</p>	<p>1,20</p> <p>1,50</p> <p>2,50</p>					
	 <p>21,00 x 58,00 x 11,00</p>						Montaj Yüksekliği








PEUGEOT		P604 714				Ø78,50	
 <p><b>Ø78,5</b></p> <p>4 Benzin Engine : <b>NFU, NFX, TU 5 JP</b> <b>4</b> R 4, 1587 ccm, 80 kW (109 PS), 11:1 4 Ventile 1007 03/2005... 106 05/1996... 206, Partner 09/2000...</p>	<b>P604 714 000</b>	STD	STD	<b>R604 714 000</b>	<b>S604 714 000</b>		
	<b>P604 714 025</b>	STD	+0,25	<b>R604 714 025</b>	<b>S604 714 025</b>		
	<b>P604 714 050</b>	STD	+0,50	<b>R604 714 050</b>	<b>S604 714 050</b>		
	<b>P604 714 001</b>	STD	+1,00	<b>R604 714 001</b>	<b>S604 714 001</b>		
	<b>ST :</b> 32,35 <b>TB :</b> 51,40 <b>ØH :</b> 63,50 <b>Hz :</b> 1,35 <b>Hx/y :</b> 0,00    0,00 <b>ØV :</b> <b>Vz :</b> <b>T1 :</b> 6,50		<b>R01</b>  1,20 SR <b>R26</b>  1,50 SR <b>R37</b>  2,50 SR.R				
	 20,00 x 57,00 x 12,00					Montaj Yüksekliği	





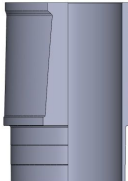
PEUGEOT		P604 801				Ø81,00	
 <p><b>Ø81</b></p>	<b>P604 801 000</b>	STD	STD	<b>R604 801 000</b>	<b>S604 801 000</b>		
	<b>P604 801 050</b>	STD	+0,50	<b>R604 801 050</b>	<b>S604 801 050</b>		
	<b>ST :</b> 47,00 <b>TB :</b> 71,00 <b>ØH :</b> 44,00 <b>Hz :</b> -14,05    -3,80 <b>Hx/y :</b> 0,00    0,00 <b>ØV :</b> 32,00    32,00 <b>Vz :</b> -0,50    -0,50 <b>T1 :</b> 9,25		<b>R02</b>  2,00 SR <b>R08</b>  2,00 SR <b>R35</b>  2,00 SR.R				
	 29,00 x 62,00 x 14,00					Montaj Yüksekliği	







**PEUGEOT P604 802 Ø82,20**






 <b>Ø82,2</b>	<b>P604 802 000</b> STD STD <b>R604 802 000</b> <b>S604 802 000</b>						
	<b>P604 802 040</b> STD +0,40 <b>R604 802 040</b> <b>S604 802 040</b>						
	<b>P604 802 060</b> STD +0,60 <b>R604 802 060</b> <b>S604 802 060</b>						
	<b>P604 802 050</b> STD +0,50 <b>R604 802 050</b> <b>S604 802 050</b>						
	<b>P604 802 001</b> STD +1,00 <b>R604 802 001</b> <b>S604 802 001</b>						
	<b>ST :</b> 46,70 <b>TB :</b> 78,00 <b>ØH :</b> <b>Hz :</b> -2,40 -1,25 <b>Hx/y :</b> <b>ØV :</b> <b>Vz :</b> <b>T1 :</b> 12,50		<b>R01</b>  2,00 SR <b>R06</b>  2,00 SR <b>R35</b>  3,00 SR				
	 25,00 x 66,00 x 16,00						Montaj Yüksekliği

**PEUGEOT P604 803 Ø83,00**






 <b>Ø83</b>  4 Benzin Engine : <b>XU 51 C / XU 51 K</b> <small>R4 Benzin 1581 cm³ / 205 1983 / 1998 / 305 1982 / 1990 309 1985 / 1990 / 405 1987 / 1992</small> <b>XU 51 CP / XU 92 C</b>	<b>P604 803 000</b> STD STD <b>R604 803 000</b> <b>S604 803 000</b> <b>L604 803 000</b> STD <b>K604 803 000</b>						
	<b>P604 803 040</b> STD +0,40 <b>R604 803 040</b> <b>S604 803 040</b>						
	<b>ST :</b> 37,50 <b>TB :</b> 67,00 <b>ØH :</b> 73,30 <b>Hz :</b> -3,00 <b>Hx/y :</b> 0,00 0,00 <b>ØV :</b> <b>Vz :</b> <b>T1 :</b> 8,50		<b>R02</b>  1,75 SR <b>R26</b>  1,75 SR <b>R31</b>  4,00 SR		 <b>Type :</b> DS <b>Coating :</b> <b>Ø A :</b> 88,60 <b>Ø C :</b> 97 <b>H :</b> 95,19 <b>L :</b> 141 <b>F :</b>		Montaj Yüksekliği








PEUGEOT		P604 804				Ø83,00		
 <p><b>Ø83</b></p> <p>S 4</p> <p>Diesel Engine : Boxer 1.9 D  <b>XUD 9(DJZ) /</b>  <b>XUD9A(DJY) /</b>  <b>XUD 9A(D9B) /</b>  <b>XUD 9AU, Euro 2</b>  <b>XUD 9B, Euro 2 /</b>  <b>XUD 9K / XUD 9Y</b>                      R 4, 1905 cm³, 48 kW (65 PS),                      23,5:1 ( ... 01/1992) / 405                      01/1988...01/1992 / 309                      1986...01/1992 / 205                      1982...01/1992 / 305                      1982...01/1992                      R 4, 1905 cm³, 52 kW (71 PS),                      23,5:1 / 306 1993...2003 / 309                      1986... / 405 1984...1992 /                      205 ,305, J 5 1982...</p> <p><b>Suzuki, Ford, Citroen,</b>  <b>Fiat, Hyundai, Rover</b></p>	<b>P604 804 000</b> <b>P604 804 050</b> <b>P604 804 080</b>	STD STD STD	STD +0,50 +0,80	<b>R604 804 000</b> <b>R604 804 050</b> <b>R604 804 080</b>	<b>S604 804 000</b> <b>S604 804 050</b> <b>S604 804 080</b>	<b>L604 804 000</b> <b>L604 804 001</b> <b>L604 804 002</b> <b>L604 804 003</b> <b>L604 804 004</b>	STD Ø C : Ø A : 1 Ø A : 1 Ø A : -4	<b>K604 804 000</b> <b>K604 804 001</b> <b>K604 804 002</b> <b>K604 804 003</b> <b>K604 804 004</b>
	ST : 46,80 TB : 84,30 ØH : Hz : -2,20 Hx/y : ØV : Vz : T1 : 12,20	<b>R01</b>  2,00 SR <b>R06</b>  2,00 SR <b>R35</b>  3,00 SR	Type : DS Coating : Ø A : 86 Ø C : H : L : 153,5 F :	<b>Montaj Yüksekliği</b> 1,49 mm conta ile + 0,54 / + 0,35 1,61 mm conta ile + 0,65 / + 0,77 1,73 mm conta ile + 0,77 / + 0,82				
	x		x					







PEUGEOT		P604 805				Ø83,00		
 <p><b>Ø83</b></p> <p>SP 4</p> <p>Benzin Engine :  <b>XU 7 JB / XU 7JP</b>  <b>/ XU 7JPZ</b>                      R 4, 1580 cm³, 65 kW (88 PS),                      9,25:1 Injection, Catalytic                      converter, / 406 10/1995... /                      406 10/1995...                      806 07/1995... / 306                      05/1993...2003 / 405                      08/1992...10/1995                      306 1993...2003 / 405 1993... /                      806 1993... / Expert 1993... /                      406 1993... / Partner                      01/1996...</p> <p><b>Citroen, Fiat</b></p>	<b>P604 805 000</b>	STD	STD	<b>R604 805 000</b>	<b>S604 805 000</b>	<b>L604 803 000</b>	STD	<b>K604 805 000</b>
	ST : 33,30 TB : 53,30 ØH : 66,01 Hz : -4,13 Hx/y : 0,00 0,00 ØV : Vz : T1 : 6,50	<b>R02</b>  1,50 SR <b>R26</b>  1,50 SR <b>R31</b>  3,00 SR	Type : DS Coating : Ø A : 88,60 Ø C : 97 H : 95,19 L : 141 F :	<b>Montaj Yüksekliği</b>				
 <p>22,00 x 62,00 x 13,00</p>								









PEUGEOT				P604 806				Ø83,00	
 <p><b>Ø83</b></p> <p>4</p> <p><b>Benzin Engine :</b>  <b>XU 7 JP K / XU 7 JP K. TR</b>                      1762 ccm 70 kW (95 PS)                      Injection                      306 1.8i (Export) 1993....                      8 Valve 405,806 Partner</p>	<b>P604 806 000</b> <b>P604 806 050</b>	STD STD	STD +0,50	<b>R604 806 000</b> <b>R604 806 050</b>	<b>S604 806 000</b> <b>S604 806 050</b>	<b>L604 803 000</b>	STD	<b>K604 806 000</b>	
	ST : 33,30 TB : 53,30 ØH : 70,50 Hz : -6,30 Hx/y : ØV : Vz : T1 :		<b>R02</b>  1,50 <b>R26</b>  1,50 <b>R31</b>  3,00		Type : DS Coating : Ø A : 88,60 Ø C : 97 H : 95,19 L : 141 F :		Montaj Yüksekliği		
 <p>22,00 x 62,00 x 13,00</p>									

PEUGEOT				P604 807				Ø83,00	
 <p><b>Ø83</b></p> <p>RC,EP,YP,T</p> <p>4</p> <p><b>Diesel Engine:</b>  <b>XUD 9ATF / XUD 9BSD / XUD 9BTF / XUD 9SD / XUD 9SE XUD 9TE / XUD 9TF / XUD 9UTF</b>                      1905 cm³ 68 kW (92 PS) 21,8:1                      Turbocharged /                      306,405,309,406 08/1977...                      406 Export, 806 Boxer                      08/1977...</p> <p><b>Citroen, Fiat, Suzuki, Lada</b></p>	<b>P604 807 000</b> <b>P604 807 050</b> <b>P604 807 080</b> <b>P604 807 250</b> <b>P604 807 280</b>	STD STD STD -0,20 -0,20	STD +0,50 +0,80 +0,50 +0,80	<b>R604 807 000</b> <b>R604 807 050</b> <b>R604 807 080</b> <b>R604 807 050</b> <b>R604 807 080</b>	<b>S604 807 000</b> <b>S604 807 050</b> <b>S604 807 080</b> <b>S604 807 250</b> <b>S604 807 280</b>	<b>L604 805 000</b>	STD	<b>K604 807 000</b>	
	ST : 46,75 TB : 79,25 ØH : Hz : -3,50 Hx/y : ØV : Vz : T1 : 12,35		<b>R01</b>  3,00 TR15° <b>R06</b>  2,00 SR <b>R35</b>  3,00 SR.R		Type : <b>W</b> Coating : Ø A : 86,00 Ø C : H : L : 153,50 F :		Montaj Yüksekliği 1,36mm conta ile +0,56 / +0,67 1,40mm conta ile +0,68 / +0,71 1,44mm conta ile +0,72 / +0,75 1,48mm conta ile +0,76 / +0,79 1,52mm conta ile +0,80 / +0,83		
 <p>28,00 x 68,00 x 16,00</p>									








PEUGEOT		P604 808				Ø83,00		
 <p><b>Ø83</b></p> <p>RC,EP 4</p> <p>Diesel Engine: <b>XUD 9ATF / XUD 9BSD / XUD 9BTF / XUD 9SD / XUD 9SE</b> <b>XUD 9TE / XUD 9TF / XUD 9UTF</b> 1905 cm³ 68 kW (92 PS) 21,8:1 Turbocharged / 306,405,309,406 08/1977... 406 Export, 806 Boxer 08/1977...</p> <p>Citroen, Fiat, Suzuki, Lada</p>	<p><b>P604 808 000</b> STD STD</p> <p><b>P604 808 050</b> STD +0,50</p> <p><b>P604 808 080</b> STD +0,80</p> <p><b>P604 808 250</b> -0,20 +0,50</p> <p><b>P604 808 280</b> -0,20 +0,80</p>	<p><b>R604 808 000</b></p> <p><b>R604 808 050</b></p> <p><b>R604 808 080</b></p> <p><b>R604 808 050</b></p> <p><b>R604 808 080</b></p>	<p><b>S604 808 000</b></p> <p><b>S604 808 050</b></p> <p><b>S604 808 080</b></p> <p><b>S604 808 250</b></p> <p><b>S604 808 280</b></p>	<p><b>L604 805 000</b></p> 	<p>STD</p>	<p><b>K604 808 000</b></p>		
	<p>ST : 46,75</p> <p>TB : 79,25</p> <p>ØH :</p> <p>Hz : -3,50</p> <p>Hx/y :</p> <p>ØV :</p> <p>Vz :</p> <p>T1 : 12,35</p>	<p><b>R16</b>  3,50 TR15°</p> <p><b>R06</b>  2,00 SR</p> <p><b>R35</b>  3,00 SR.R</p>	<p>Type : <b>W</b></p> <p>Coating :</p> <p>Ø A : 86,00</p> <p>Ø C :</p> <p>H :</p> <p>L : 153,50</p> <p>F :</p>	<p>Montaj Yüksekliği</p>				
 <p>28,00 x 68,00 x 16,00</p>								


PEUGEOT		P604 809				Ø83,00		
 <p><b>Ø83</b></p> <p>SP 4</p> <p>Benzin Engine: <b>LFY, XU 7 JP 4,</b> 1761 cm³ 74-76 kW (101 -103 PS) 10,1:1 Injection, 4 Ventile</p> <p>Peugeot</p>	<p><b>P604 809 000</b> STD STD</p>	<p><b>R604 809 000</b></p>	<p><b>S604 809 000</b></p>	<p><b>L604 806 000</b></p> 	<p>STD</p>	<p><b>K604 809 000</b></p>		
	<p>ST : 33,30</p> <p>TB : 56,30</p> <p>ØH : 52,00</p> <p>Hz : -1,00</p> <p>Hx/y : 0,00 0,00</p> <p>ØV : 31,50 31,50</p> <p>Vz : -1,95 -1,95</p> <p>T1 : 6,30</p>	<p><b>R02</b>  1,50 SR</p> <p><b>R26</b>  1,50 SR</p> <p><b>R35</b>  3,00 SR.R</p>	<p>Type : W</p> <p>Coating :</p> <p>Ø A : 88,60</p> <p>Ø C : 97,00</p> <p>H : 95,19</p> <p>L : 141,00</p> <p>F :</p>	<p>Montaj Yüksekliği</p>				
 <p>22,00 x 62,00 x 13,00</p>								



PEUGEOT P604 810 Ø83,00

 <b>Ø83</b>	<b>P604 810 000</b>	STD	STD	<b>R604 810 000</b>	<b>S604 810 000</b>				
	ST : 33,30 TB : 53,10 ØH : 66,55 Hz : -4,15 Hx/y : 0,00    0,00 ØV : Vz : T1 : 6,15				R01  1,50 SR R21  1,50 SR R38  3,00 SR.R				Montaj Yüksekliği
	 22,00 x 62,00 x 13,00								






PEUGEOT P604 811 Ø83,00

 <b>Ø83</b>	<b>P604 811 000</b>	STD	STD	<b>R604 811 000</b>	<b>S604 811 000</b>				
	ST : 35,50 TB : 65,50 ØH : 66,50 Hz : -7,00 Hx/y : 0,00    0,00 ØV : Vz : T1 : 6,50				1,50 SR 1,50 SR 4,00 SR				Montaj Yüksekliği
	x                    x								










PEUGEOT		P604 812				Ø83,00			
 <p><b>Ø83</b></p> <p>SP</p> <p>Benzin Engine : 305 1.9i, 405 1.9i, 205 1.9i, 309 1.9i XU 9C - XU 9C - XU 9JA/K / 9C 1905cc 73-95kW (100-129ps)</p>	<b>P604 812 000</b> <b>P604 812 050</b>	STD STD	STD +0,50	<b>R604 812 000</b> <b>R604 812 050</b>	<b>S604 812 000</b> <b>S604 812 050</b>				
	ST : 37,50 TB : 67,50 ØH : 72,00 Hz : -9,00 Hx/y : 0,00      0,00 ØV : Vz : T1 : 8,50	<b>R02</b>  1,50 SR <b>R07</b>  1,50 SR <b>R35</b>  4,00 SR.R							Montaj Yüksekliği






PEUGEOT		P604 813				Ø83,00			
 <p><b>Ø83</b></p> <p>RC 4</p> <p>Diesel Engine:</p>	<b>P604 813 000</b> <b>P604 813 040</b> <b>P604 813 060</b> <b>P604 813 001</b>	STD STD STD STD	STD +0,40 +0,60 +1,00	<b>R604 813 000</b> <b>R604 813 040</b> <b>R604 813 060</b> <b>R604 813 001</b>	<b>S604 813 000</b> <b>S604 813 040</b> <b>S604 813 060</b> <b>S604 813 001</b>				
	ST : 45,90 TB : 85,00 ØH : 29,00 Hz : -1,80      -2,70 Hx/y : ØV : Vz : T1 : 15,20	<b>R16</b>  2,50 TR15° <b>R07</b>  2,00 SR <b>R35</b>  4,00 SR.R							Montaj Yüksekliği
	 <p>25,00 x 71,00 x 15,00</p>								








**PEUGEOT P604 814 Ø84,00**






 <p><b>Ø84</b></p> <p>SP 4</p> <p>Benzin Engine : <b>XM7</b> 1796 ccm 504, 505, J7, J9, Pik-up</p>	<p><b>P604 814 000</b> STD STD</p> <p><b>P604 814 050</b> STD +0,50</p>	<p><b>R604 814 000</b></p> <p><b>R604 814 050</b></p>	<p><b>S604 814 000</b></p> <p><b>S604 814 050</b></p>	<p><b>L604 807 000</b></p> <p><b>L604 808 001</b></p>	<p>STD</p>	<p><b>K604 814 000</b></p> <p><b>K604 814 001</b></p>
	<p>ST : 37,30</p> <p>TB : 70,30</p> <p>ØH :</p> <p>Hz : 1,50</p> <p>Hx/y :</p> <p>ØV :</p> <p>Vz :</p> <p>T1 :</p>	<p><b>R02</b>  1,50</p> <p><b>R21</b>  2,00</p> <p><b>R31</b>  4,00</p>	<p>Type : W</p> <p>Coating :</p> <p>Ø A : 93</p> <p>Ø C : 99,2</p> <p>H : 90</p> <p>L : 135,6</p> <p>F :</p>	<p>Montaj Yüksekliği</p>		
	 <p>23,00 x 70,00 x 16,00</p>					

**PEUGEOT P604 815 Ø84,00**

 <p><b>Ø84</b></p> <p>SP 4</p> <p>Benzin Engine : <b>XM7</b> 1783 ccm 504 1.8 1971-1983 / J7 1971-1981</p> <p><b>XM7/P / XM7/T</b> 1783 ccm / 504 1.8 1971 -1981 / 505 1.8 1983-1985</p> <p>Citroen, Fiat</p>	<p><b>P604 815 000</b> STD STD</p>	<p><b>R604 815 000</b></p>	<p><b>S604 815 000</b></p>	<p><b>L604 809 000</b></p>	<p>STD</p>	<p><b>K604 815 000</b></p>
	<p>ST : 37,30</p> <p>TB : 70,75</p> <p>ØH :</p> <p>Hz : 1,10</p> <p>Hx/y :</p> <p>ØV :</p> <p>Vz :</p> <p>T1 :</p>	<p><b>R02</b>  1,50</p> <p><b>R21</b>  2,00</p> <p><b>R31</b>  4,00</p>	<p>Type : W</p> <p>Coating :</p> <p>Ø A : 93</p> <p>Ø C : 99,2</p> <p>H : 90</p> <p>L : 135,6</p> <p>F :</p>	<p>Montaj Yüksekliği</p>		
	 <p>23,00 x 70,00 x 16,00</p>					








PEUGEOT		P604 816				Ø84,00		
 <p><b>Ø84</b></p> <p>SP</p> <p>4</p> <p>Benzin Engine : <b>XM7</b> R4 Benzin, 1796 cm, 48 - 58 kW (65-79 PS), 7,5:1 504, 505, J7 1971...1981</p>	<p><b>P604 816 000</b></p> <p><b>P604 816 050</b></p>	<p>STD</p> <p>STD</p>	<p>STD</p> <p>+0,50</p>	<p><b>R604 816 000</b></p> <p><b>R604 816 050</b></p>	<p><b>S604 816 000</b></p> <p><b>S604 816 050</b></p>	<p><b>L604 809 000</b></p>	<p>STD</p>	<p><b>K604 816 000</b></p>
	<p>ST : 38,00</p> <p>TB : 73,00</p> <p>ØH : 80,15</p> <p>Hz : 3,00</p> <p>Hx/y : 0,00      0,00</p> <p>ØV :</p> <p>Vz :</p> <p>T1 : 8,20</p>		<p><b>R01</b>  1,50 SR</p> <p><b>R06</b>  2,00 SR</p> <p><b>R38</b>  4,00 SR</p>		<p>Type : W</p> <p>Coating :</p> <p>Ø A : 93</p> <p>Ø C : 99,2</p> <p>H : 90</p> <p>L : 135,6</p> <p>F :</p>		<p>Montaj Yüksekliği</p>	
 <p>23,00 x 70,00 x 16,00</p>								






PEUGEOT		P604 817				Ø85,00		
 <p><b>Ø85</b></p> <p>RC,OCP,YP,T</p> <p>4</p> <p>Diesel Engine : 508 I, 508 SW I (8E), 508 SW Estate Van (8E), ENGINE</p> <p><b>4HL (DW12C) Euro</b> <b>5</b> 147-150 KW, 200-204 PS Land Rover, Citroen, Jaguar</p>	<p><b>P604 817 000</b></p> <p><b>P604 817 050</b></p> <p><b>P604 817 060</b></p>	<p>STD</p> <p>STD</p>	<p>STD</p> <p>+0,50</p> <p>+0,60</p>	<p><b>R604 817 000</b></p> <p><b>R604 817 050</b></p> <p><b>R604 817 060</b></p>	<p><b>S604 817 000</b></p> <p><b>S604 817 050</b></p> <p><b>S604 817 060</b></p>			
	<p>ST : 48,70</p> <p>TB : 74,70</p> <p>ØH : 50,40</p> <p>Hz : -15,00      -5,20</p> <p>Hx/y : 0,00      0,00</p> <p>ØV : 27,50      27,50</p> <p>Vz : -0,38      -0,38</p> <p>T1 : 9,00</p>		<p><b>R16</b>  2,50 TR6°</p> <p><b>R08</b>  2,00 SR</p> <p><b>R35</b>  2,00 SR.R</p>		<p>Montaj Yüksekliği</p>			
 <p>30,00 x 68,00 x 13,00</p>								

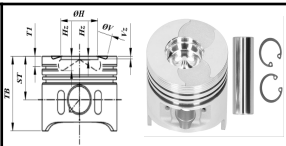


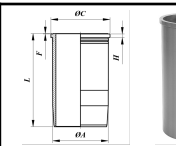







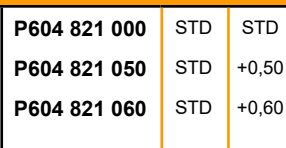
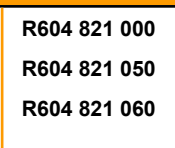











**PEUGEOT P604 818 Ø85,00**

 <p><b>Ø85</b></p> <p>RC,OCP,T,YP 4</p> <p>Diesel Engine: <b>RHR (DW10 BTED4)</b> 1997 cm³ 100 kW (136 PS) 10.2003...</p> <p>Volvo, Citroen, Ford, Fiat, Lancia</p>	<p><b>P604 818 000</b> STD STD <b>R604 818 000</b> <b>S604 818 000</b></p> <p><b>P604 818 060</b> STD +0,60 <b>R604 818 060</b> <b>S604 818 060</b></p> <p><b>P604 818 040</b> STD +0,40 <b>R604 818 040</b> <b>S604 818 040</b></p>						
	<p>ST : 46,71</p> <p>TB : 80,71</p> <p>ØH : 44,80</p> <p>H<sub>z</sub> : -15,40 -4,75</p> <p>H<sub>x/y</sub> : 0,00 0,00</p> <p>ØV : 26,70 26,70</p> <p>V<sub>z</sub> : -0,52 -0,52</p> <p>T1 : 8,70</p>	<p><b>R16</b>  3,50 TR6°</p> <p><b>R06</b>  2,00 SR</p> <p><b>R35</b>  3,00 SR.R</p>					
 <p>28,00 x 70,00 x 13,00</p>							Montaj Yüksekliği






**PEUGEOT P604 819 Ø85,00**

 <p><b>Ø85</b></p> <p>RC,T,YP 4</p> <p>Diesel Engine : <b>C5 2.0 HDi, Jumpy 2.0 HDi 110, Xsara 2.0 HDi 109, Jumpy Box 2.0 HDi 95, Berlingo 2.0 HDi 90</b> DW10ATED (RHS), (RHZ), DW10BTED (RHX), DW10TD (RHY), DW10UTD (RHV) R 4, 1997 cm³, 66 kW (90 PS), 17,6:1Turbo, / R 4, 1997 cm³, 80 - 81 kW (109 - 110 PS), 17,6:1 Turbo, Berlingo 12/1999... / C 5 03/2001... / Xantia 03/1999...12/2001 / Xsara 02/1999... / Xsara Picasso 12/1999... C 5 03/2001... / C 8 03/2002... / Evasion 01/1999... / Jumper 09/1998...</p> <p>Peugeot, Fiat, Citroen, Lada, Lancia, Suzuki</p>	<p><b>P604 819 000</b> STD STD <b>R604 819 000</b> <b>S604 819 000</b> <b>L604 811 000</b> STD <b>K604 819 000</b></p> <p><b>P604 819 040</b> STD +0,40 <b>R604 819 040</b> <b>S604 819 040</b></p> <p><b>P604 819 050</b> STD +0,50 <b>R604 819 050</b> <b>S604 819 050</b></p> <p><b>P604 819 060</b> STD +0,60 <b>R604 819 060</b> <b>S604 819 060</b></p>						
	<p>ST : 46,75</p> <p>TB : 80,75</p> <p>ØH : 38,00</p> <p>H<sub>z</sub> : -18,30 -6,00</p> <p>H<sub>x/y</sub> : 2,00 1,00</p> <p>ØV : 37,00 35,00</p> <p>V<sub>z</sub> : -1,00 -1,00</p> <p>T1 : 9,00</p>	<p><b>R16</b>  3,50 TR6°</p> <p><b>R07</b>  2,00 SR</p> <p><b>R35</b>  3,00 SR.R</p>	<p>Type : DS</p> <p>Coating :</p> <p>Ø A : 89</p> <p>Ø C : 91,2</p> <p>H : 4,5</p> <p>L : 155</p> <p>F :</p>				
 <p>28,00 x 70,00 x 13,00</p>							1,25mm conta ile +0,55 / +0,60 1,30mm conta ile +0,61 / +0,65 1,35mm conta ile +0,66 / +0,70 1,40mm conta ile +0,71 / +0,75






PEUGEOT		P604 820				Ø85,00			
     	 <p><b>Ø85</b></p> <p>RC,OCP</p> <p>4</p> <p>Diesel Engine :</p> <p><b>DW 10 ATED 4</b></p> <p><b>Euro3</b></p> <p>1997 cm<sup>3</sup> 80 kW (109 PS) 17,6:1  Turbo IC, 4 Ventile  307 08/2000...03/2001 / 406  08/2001...02/2005 / 807  06/2002... / Expert  10/1999...02/2000</p> <p>Citroen, Fiat, Lancia</p>	<b>P604 820 000</b> STD STD <b>P604 820 025</b> STD +0,25 <b>P604 820 050</b> STD +0,50 <b>P604 820 075</b> STD +0,75 <b>P604 820 001</b> STD +1,00 <b>P604 820 060</b> STD +0,60 <b>P604 820 040</b> STD +0,40	<b>R604 820 000</b> <b>R604 820 025</b> <b>R604 820 050</b> <b>R604 820 075</b> <b>R604 820 001</b> <b>R604 820 060</b> <b>R604 820 040</b>	<b>S604 820 000</b> <b>S604 820 025</b> <b>S604 820 050</b> <b>S604 820 075</b> <b>S604 820 001</b> <b>S604 820 060</b> <b>S604 820 040</b>					
	<p>ST : 46,75</p> <p>TB : 72,72</p> <p>ØH : 39,85</p> <p>Hz : -18,75</p> <p>Hx/y :</p> <p>ØV :</p> <p>Vz : -1,65 -1,65</p> <p>T1 :</p>	<p>R16  3,50 TR6°</p> <p>R08  2,00</p> <p>R35  3,00</p>							
 <p>28,00 x 70,00 x 13,00</p>									
									Montaj Yüksekliği
PEUGEOT		P604 821				Ø85,00			
     	 <p><b>Ø85</b></p> <p>RC,OCP,YP,T</p> <p>4</p> <p>Diesel Engine :</p> <p><b>DW12BTED4 (4HP) /</b>  <b>DW12BTED4 (4HP) /</b>  <b>DW12BTED4 (4HR) /</b>  <b>DW12BTED4 (4HS)</b>  <b>Euro4</b>  <b>DW12BTED4 (4HT)</b>  <b>Euro4 /</b>  <b>DW12BTED4 (4HW)</b>  <b>/ DW12MTED4</b>  <b>(4HK) /</b>  <b>DW12MTED4 (4HN)</b>  407 SW 2.2 Hdi, 407  2.2 Hdi, 407 2.2 Hdi,  607 2.2 HDi, 407 SW  2.2 HDi 170, 407 2.2  HDi 170, 807 2.2 HDi,  4007 2.2 HDi,  4-Cyl. 2179cc 120kW  - 163PS</p> <p>Mitsubishi, Land Rover.</p>	<b>P604 821 000</b> STD STD <b>P604 821 050</b> STD +0,50 <b>P604 821 060</b> STD +0,60	<b>R604 821 000</b> <b>R604 821 050</b> <b>R604 821 060</b>	<b>S604 821 000</b> <b>S604 821 050</b> <b>S604 821 060</b>					
	<p>ST : 48,70</p> <p>TB : 74,70</p> <p>ØH : 52,40</p> <p>Hz : -13,50 -5,20</p> <p>Hx/y : 0,00 0,00</p> <p>ØV : 25,50 25,50</p> <p>Vz : -0,38 -0,38</p> <p>T1 : 9,00</p>	<p>R16  2,50 TR6°</p> <p>R08  2,00 SR</p> <p>R35  2,00 SR.R</p>							
 <p>30,00 x 68,00 x 13,00</p>									
									Montaj Yüksekliği
									1,25 mm conta ile 0,55 / 0,60 1,30 mm conta ile 0,61 / 0,65 1,35 mm conta ile 0,66 / 0,70 1,40 mm conta ile 0,71 / 0,75













**PEUGEOT P604 822 Ø85,00**

 <p><b>Ø85</b></p> <p>S</p> <p>Benzin Engine: 2.0 16V RFK (EW10J4S) 307 CC 177KM C4 COUPE 2.0 16V</p>	<p><b>P604 822 000</b> STD STD <b>R604 822 000</b> <b>S604 822 000</b></p> <p><b>P604 822 050</b> STD +0,50 <b>R604 822 050</b> <b>S604 822 050</b></p> <p><b>P604 822 001</b> STD +1,00 <b>R604 822 001</b> <b>S604 822 001</b></p>							
	<p>ST : 29,50</p> <p>TB : 53,50</p> <p>ØH : 59,80</p> <p>Hz : 2,00</p> <p>Hx/y : 0,00 0,00</p> <p>ØV : 38,00 38,00</p> <p>Vz : -3,50 -3,50</p> <p>T1 : 5,50</p>	<p><b>R01</b>  1,20 SR</p> <p><b>R26</b>  1,50 SR.R</p> <p><b>R37</b>  2,50 SR.R</p>						
	 <p>21,00 x 55,00 x 10,00</p>							Montaj Yüksekliği






**PEUGEOT P604 823 Ø86,00**

 <p><b>Ø86</b></p> <p>SP,S</p> <p>4</p> <p>Diesel Engine : 306 2.0i, 405 2.0i XU10 J2C R 4, 1998 cm³, 88 kW (121 Ps), 9,5:1 OHC 8v MPI 1993..-</p> <p>Citroen, Fiat</p>	<p><b>P604 823 000</b> STD STD <b>R604 823 000</b> <b>S604 823 000</b></p> <p><b>P604 823 060</b> STD +0,60 <b>R604 823 060</b> <b>S604 823 060</b></p>							
	<p>ST : 40,00</p> <p>TB : 65,00</p> <p>ØH : 70,01</p> <p>Hz : -5,00</p> <p>Hx/y : 0,00 0,00</p> <p>ØV :</p> <p>Vz :</p> <p>T1 : 8,50</p>	<p><b>R02</b>  1,50 SR</p> <p><b>R26</b>  1,75 SR</p> <p><b>R37</b>  3,00 SR.R</p>						Montaj Yüksekliği + 1,04 / + 1,14
	 <p>22,00 x 62,00 x 13,00</p>							

PEUGEOT		P604 824				Ø86,00		
 <p><b>Ø86</b></p> <p>4</p> <p><b>Benzin Engine:</b> <b>XU 10 J4 RS</b> 1998 cm³, 112 kW (152 PS) 10,4:1 4 ventile 306 1993...2002 405 1993...</p>	<p><b>P604 824 000</b> STD STD <b>R604 824 000</b> <b>S604 824 000</b></p> <p><b>P604 824 025</b> STD +0,25 <b>R604 824 025</b> <b>S604 824 025</b></p> <p><b>P604 824 050</b> STD +0,50 <b>R604 824 050</b> <b>S604 824 050</b></p> <p><b>P604 824 060</b> STD +0,60 <b>R604 824 060</b> <b>S604 824 060</b></p> <p><b>P604 824 080</b> STD +0,80 <b>R604 824 080</b> <b>S604 824 080</b></p>	<p><b>ST :</b> 33,90</p> <p><b>TB :</b> 58,40</p> <p><b>ØH :</b> 71,92</p> <p><b>H<sub>z</sub> :</b> -2,00</p> <p><b>H<sub>x/y</sub> :</b> 0,00 0,00</p> <p><b>ØV :</b> 35,00 35,00</p> <p><b>V<sub>z</sub> :</b> -1,75 -1,75</p> <p><b>T1 :</b> 6,30</p>		<p><b>R02</b>  1,50 SR</p> <p><b>R26</b>  1,50 SR</p> <p><b>R31</b>  3,00 SR.R</p>		<p>Montaj Yüksekliği</p>		
	 <p>22,00 x 62,00 x 13,00</p>							
PEUGEOT		P604 825				Ø86,00		
 <p><b>Ø86</b></p> <p>4</p> <p><b>Benzin Engine :</b> <b>XU 10 J 4 RZ, R4, 1998</b> cc. 98 kW, 133-Ps 11,1:1, Injeksiyon, 4 Ventile Xantia, XM 01/1995.... 406, 806 01/1995... 605 1995...</p>	<p><b>P604 825 000</b> STD STD <b>R604 825 000</b> <b>S604 825 000</b></p> <p><b>P604 825 025</b> STD +0,25 <b>R604 825 025</b> <b>S604 825 025</b></p> <p><b>P604 825 050</b> STD +0,50 <b>R604 825 050</b> <b>S604 825 050</b></p> <p><b>P604 825 060</b> STD +0,60 <b>R604 825 060</b> <b>S604 825 060</b></p> <p><b>P604 825 080</b> STD +0,80 <b>R604 825 080</b> <b>S604 825 080</b></p>	<p><b>ST :</b> 33,80</p> <p><b>TB :</b> 53,80</p> <p><b>ØH :</b> 52,00</p> <p><b>H<sub>z</sub> :</b> -4,30</p> <p><b>H<sub>x/y</sub> :</b> 0,00 0,00</p> <p><b>ØV :</b> 32,50 32,50</p> <p><b>V<sub>z</sub> :</b> -1,70 -1,70</p> <p><b>T1 :</b> 6,50</p>		<p><b>R01</b>  1,50 SR</p> <p><b>R26</b>  1,75 SR</p> <p><b>R37</b>  3,00 SR.R</p>		<p>Montaj Yüksekliği</p>		
	 <p>22,00 x 62,00 x 13,00</p>							



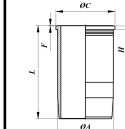
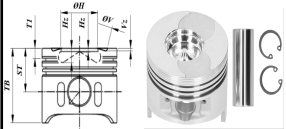
**PEUGEOT P604 826 Ø88,00**

 <p><b>Ø88</b></p> <p>SP,S 4</p> <p>Benzin Engine : <b>XN 1 / XN 1P / XN 1T / XN 1TA / XN 2</b> 1971 ccm 504, 505, Pick-Up,</p>	<p><b>P604 826 000</b> STD STD <b>R604 826 000</b> <b>S604 826 000</b> <b>L604 812 000</b> STD <b>K604 826 000</b></p> <p><b>P604 826 050</b> STD +0,50 <b>R604 826 050</b> <b>S604 826 050</b></p> <p><b>P604 826 075</b> STD +0,75 <b>R604 826 075</b> <b>S604 826 075</b></p>						
	<p>ST : 38,00</p> <p>TB : 71,95</p> <p>ØH :</p> <p>Hz : 0,50</p> <p>Hx/y :</p> <p>ØV :</p> <p>Vz :</p> <p>T1 :</p>	<p><b>R02</b>  1,50</p> <p><b>R06</b>  2,00</p> <p><b>R31</b>  4,00</p>	<p>Type : W</p> <p>Coating :</p> <p>Ø A : 93</p> <p>Ø C : 101,9</p> <p>H : 90</p> <p>L : 135,6</p> <p>F :</p>				
	 <p>23,00 x 74,00 x 16,00</p>						Montaj Yüksekliği

**PEUGEOT P604 827 Ø88,00**

 <p><b>Ø88</b></p> <p>SP,S 4</p> <p>Benzin Engine : <b>XN 1 / XN 1P / XN 1T / XN 1TA / XN 2</b> 1971 ccm 504, 505, Pick-Up,</p> <p>Citroen, Fiat</p>	<p><b>P604 827 000</b> STD STD <b>R604 827 000</b> <b>S604 827 000</b> <b>L604 812 000</b> STD <b>K604 827 000</b></p> <p><b>P604 827 050</b> STD +0,50 <b>R604 827 050</b> <b>S604 827 050</b></p> <p><b>P604 827 075</b> STD +0,75 <b>R604 827 075</b> <b>S604 827 075</b></p>						
	<p>ST : 38,00</p> <p>TB : 72,00</p> <p>ØH : 68,01</p> <p>Hz : 1,15</p> <p>Hx/y : 0,00 0,00</p> <p>ØV :</p> <p>Vz :</p> <p>T1 : 61,40</p>	<p><b>R02</b>  1,50 SR</p> <p><b>R06</b>  2,00 SR</p> <p><b>R31</b>  4,00 SR</p>	<p>Type : W</p> <p>Coating :</p> <p>Ø A : 93</p> <p>Ø C : 101,9</p> <p>H : 90</p> <p>L : 135,6</p> <p>F :</p>				
	 <p>23,00 x 74,00 x 14,00</p>						Montaj Yüksekliği





PEUGEOT

P604 828

Ø88,00



Ø88

**P604 828 000** STD STD  
**P604 828 050** STD +0,50  
**P604 828 075** STD +0,75


STD STD  
 +0,50  
 +0,75

**R604 828 000**  
**R604 828 050**  
**R604 828 075**

**S604 828 000**  
**S604 828 050**  
**S604 828 075**

ST : 37,90  
 TB : 73,40  
 ØH : 76,00  
 Hz : 2,55  
 Hx/y : 0,00 0,00  
 ØV :  
 Vz :  
 T1 : 7,80

**R01** 1,50 SR  
**R26** 2,00 SR  
**R38** 4,00 SR



23,00 x 74,00 x 16,00

Montaj Yüksekliği

PEUGEOT

P604 901

Ø93,00



Ø93

4

Diesel Engine:  
**CRD 93 / CRD 93**  
**L / U25/651 /**  
**U25/661**  
 2449 cm<sup>3</sup>, 54 kW (75  
 PS), 22,25:1  
 J 5 D, Fourgon / Combi  
 1000/1300  
 10/1983...

Citroen, Fiat

**P604 901 000** STD STD  
**P604 901 025** STD +0,25  
**P604 901 050** STD +0,50  
**P604 901 075** STD +0,75

STD STD  
 +0,25  
 +0,50  
 +0,75

**R604 901 000**  
**R604 901 025**  
**R604 901 050**  
**R604 901 075**

**S604 901 000**  
**S604 901 025**  
**S604 901 050**  
**S604 901 075**

**L604 913 010**

STD

**K604 901 000**



ST : 52,75  
 TB : 95,00  
 ØH :  
 Hz : -7,40  
 Hx/y :  
 ØV :  
 Vz :  
 T1 : 13,50


**R01** 2,50 SR  
**R02** 2,00 SR  
**R35** 4,00 SR

Type : DS

Coating :







Ø A : 97,50  
 Ø C : 99,00  
 H : 5,00  
 L : 163,00  
 F :







Montaj Yüksekliği


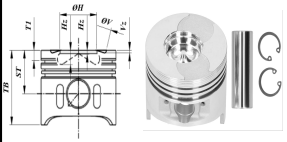



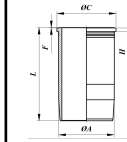


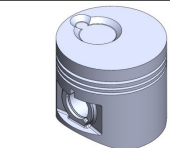
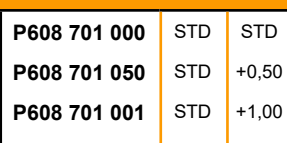
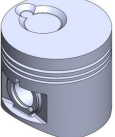







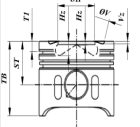



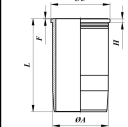








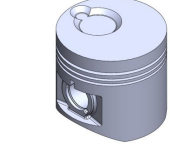


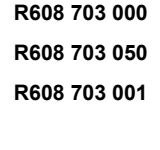










30,00 x 78,00 x 16,00


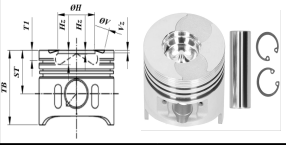
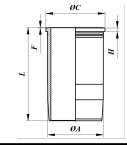


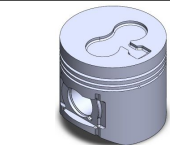
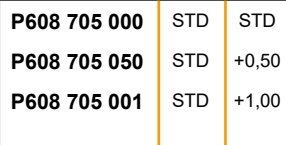





PEUGEOT		P604 902				Ø94,00		
 <p><b>Ø94</b></p> <p>S</p> <p>4</p> <p>Diesel Engine: <b>XD 3 P</b> R4,2498 ccm,51.5-56 kW (70-76 PS) Application: 505 ,J9,SX 1982...</p> <p>Daf, Ford, Ssangyong</p>	<p><b>P604 902 000</b></p> <p><b>P604 902 040</b></p> <p><b>P604 902 060</b></p> <p><b>P604 902 001</b></p>	<p>STD</p> <p>STD</p> <p>STD</p> <p>STD</p>	<p>STD</p> <p>+0,40</p> <p>+0,60</p> <p>+1,00</p>	<p><b>R604 902 000</b></p> <p><b>R604 902 040</b></p> <p><b>R604 902 060</b></p> <p><b>R604 902 001</b></p>	<p><b>S604 902 000</b></p> <p><b>S604 902 040</b></p> <p><b>S604 902 060</b></p> <p><b>S604 902 001</b></p>	<p><b>L604 914 000</b></p> <p><b>L604 914 001</b></p> <p><b>L604 914 002</b></p> <p><b>L604 914 003</b></p> <p><b>L604 914 004</b></p> 	<p>STD</p> <p>H : ,05</p> <p>Ø A : 1</p> <p>Ø A : 1</p> <p>H : ,05</p>	<p><b>K604 902 000</b></p> <p><b>K604 902 001</b></p> <p><b>K604 902 002</b></p> <p><b>K604 902 003</b></p> <p><b>K604 902 004</b></p>
	<p>ST : 53,92</p> <p>TB : 91,42</p> <p>ØH :</p> <p>Hz : -1,75</p> <p>Hx/y :</p> <p>ØV :</p> <p>Vz :</p> <p>T1 : 12,00</p>	<p><b>R01</b>  2,00 SR</p> <p><b>R21</b>  2,00 SR</p> <p><b>R35</b>  4,00 SR</p>	<p>Type : DS</p> <p>Coating :</p> <p>Ø A : 97,00</p> <p>Ø C : 99,50</p> <p>H : 3,95</p> <p>L : 165,80</p> <p>F :</p>	<p><b>Montaj Yüksekliği</b></p> <p>1,56 mm conta ile 0 / + 0,84 1,70 mm conta ile 0 / + 0,84</p>				
 <p>30,00 x 78,80 x 17,00</p>								

PEUGEOT		P604 903				Ø94,00		
 <p><b>Ø94</b></p> <p>RC,OCP</p> <p>4</p> <p>Diesel Engine : 505, 604, J9 <b>XD3T/TE</b> R 4, 2498 cc, 21:1, 66/81 KW (90/110 HP), Turbo Intercooler 1983... 505 GTD Turbo, 604 GTD Turbo</p>	<p><b>P604 903 000</b></p> <p><b>P604 903 040</b></p> <p><b>P604 903 060</b></p> <p><b>P604 903 001</b></p>	<p>STD</p> <p>STD</p> <p>STD</p> <p>STD</p>	<p>STD</p> <p>+0,40</p> <p>+0,60</p> <p>+1,00</p>	<p><b>R604 903 000</b></p> <p><b>R604 903 040</b></p> <p><b>R604 903 060</b></p> <p><b>R604 903 001</b></p>	<p><b>S604 903 000</b></p> <p><b>S604 903 040</b></p> <p><b>S604 903 060</b></p> <p><b>S604 903 001</b></p>	<p><b>L604 916 000</b></p> 	<p>STD</p>	<p><b>K604 903 000</b></p>
	<p>ST : 53,87</p> <p>TB : 96,37</p> <p>ØH :</p> <p>Hz : -2,27</p> <p>Hx/y :</p> <p>ØV :</p> <p>Vz :</p> <p>T1 : 16,40</p>	<p><b>R16</b>  3,00 TR15°</p> <p><b>R06</b>  2,00 SR</p> <p><b>R35</b>  4,00 SR</p>	<p>Type : DS</p> <p>Coating :</p> <p>Ø A : 97,00</p> <p>Ø C : 99,50</p> <p>H : 3,95</p> <p>L : 165,80</p> <p>F :</p>	<p><b>Montaj Yüksekliği</b></p>				
 <p>32,00 x 78,80 x 18,00</p>								






PIAGGIO		P608 701				Ø71,00		
      	<b>P608 701 000</b> <b>P608 701 040</b>	STD STD	STD +0,40	<b>R608 701 000</b> <b>R608 701 040</b>	<b>S608 701 000</b> <b>S608 701 040</b>			
	<b>Ø71</b>  Diesel Engine:	ST : 28,50 TB : 55,60 ØH : 57,00 Hz : -6,50 Hx/y : 0,00    0,00 ØV : Vz : T1 : 49,60			1,20 SR.R 1,20 SR.R 2,50 SR.R			
	 17,00 x 49,00 x 9,00							
PIAGGIO		P608 701				Ø72,00		
  	<b>P608 701 000</b> <b>P608 701 050</b> <b>P608 701 001</b>	STD STD STD	STD +0,50 +1,00	<b>R608 701 000</b> <b>R608 701 050</b> <b>R608 701 001</b>	<b>S608 701 000</b> <b>S608 701 050</b> <b>S608 701 001</b>			
	<b>Ø72</b>  ACME	ST : 34,00 TB : 55,00 ØH : 37,00 Hz : -4,00 Hx/y : -10,00    2,00 ØV : Vz : T1 : 7,00			<b>R01</b>  2,00 SR <b>R26</b>  2,00 SR <b>R35</b>  3,00 SR.R			Montaj Yüksekliği
	 20,00 x 55,00 x 10,50							

PIAGGIO		P608 702				Ø72,00		
         	<b>P608 702 000</b> <b>P608 702 050</b> <b>P608 702 001</b>	STD STD STD	STD +0,50 +1,00	<b>R608 702 000</b> <b>R608 702 050</b> <b>R608 702 001</b>	<b>S608 702 000</b> <b>S608 702 050</b> <b>S608 702 001</b>			
	Benzin Engine:  <b>Ø72</b>	ST : 34,00 TB : 55,00 ØH : 37,00 Hz : -4,00 Hx/y : -10,00    0,00 ØV : Vz : T1 : 7,00	R02  2,00 SR R07  2,00 SR R35  3,00 SR.R					
	 20,00 x 55,00 x 10,50							
PIAGGIO		P608 703				Ø72,00		
         	<b>P608 703 000</b> <b>P608 703 050</b> <b>P608 703 001</b>	STD STD STD	STD +0,50 +1,00	<b>R608 703 000</b> <b>R608 703 050</b> <b>R608 703 001</b>	<b>S608 703 000</b> <b>S608 703 050</b> <b>S608 703 001</b>			
	Diesel Engine:  <b>Ø72</b>	ST : 37,00 TB : 58,00 ØH : 40,00 Hz : -4,20    -3,50 Hx/y : ØV : Vz : T1 : 10,00	R01  2,00 R21  2,00 R35  3,00					
	 18,00 x 51,00 x 11,00							






PIAGGIO		P608 704				Ø72,50		
   	<b>P608 704 000</b> <b>P608 704 050</b> <b>P608 704 001</b>	STD STD STD	STD +0,50 +1,00	<b>R608 704 000</b> <b>R608 704 050</b> <b>R608 704 001</b>	<b>S608 704 000</b> <b>S608 704 050</b> <b>S608 704 001</b>			
	<b>Ø72,5</b>  Benzin Engine:	ST : 37,00 TB : 59,00 ØH : 400024,00 Hz : -3,80    -4,20 Hx/y : 7,80    1,75 ØV : Vz : T1 : 8,00			2,00 SR 2,00 SR 3,00 SR.R			
	 20,00 x 55,00 x 10,50							
PIAGGIO		P608 705				Ø75,00		
   	<b>P608 705 000</b> <b>P608 705 050</b> <b>P608 705 001</b>	STD STD STD	STD +0,50 +1,00	<b>R608 705 000</b> <b>R608 705 050</b> <b>R608 705 001</b>	<b>S608 705 000</b> <b>S608 705 050</b> <b>S608 705 001</b>			
	<b>Ø75</b>  Diesel Engine:	ST : 35,50 TB : 56,40 ØH : 23,00 Hz : -3,90 Hx/y : ØV : Vz : T1 : 8,70			2,00 SR 2,00 SR 3,00 SR.R			
	 20,00 x 54,50 x 12,00							



**PORSCHE P618 801 Ø83,00**





 <p><b>Ø83</b> RC,OCP,T</p> <p>Diesel Engine : CRCA, CRCB Panamera / 970 . 2013 Panamera 2 diesel 250 cv. Cayenne</p>	<p><b>P618 801 000</b> STD STD <b>R618 801 000</b> <b>S618 801 000</b></p> <p><b>P618 801 025</b> STD +0,25 <b>R618 801 025</b> <b>S618 801 025</b></p> <p><b>P618 801 050</b> STD +0,50 <b>R618 801 050</b> <b>S618 801 050</b></p>							
	<p>ST : 46,75</p> <p>TB : 71,30</p> <p>ØH : 47,90</p> <p>Hz : -14,15 -4,50</p> <p>Hx/y : 0,00 0,00</p> <p>ØV :</p> <p>Vz :</p> <p>T1 : 10,00</p>	<p><b>R01</b>  1,75 SR</p> <p><b>R08</b>  2,00 SR</p> <p><b>R35</b>  2,00 SR.R</p>						
	 <p>30,00 x 68,00 x 15,00</p>							Montaj Yüksekliği

**PORSCHE P618 802 Ø83,00**

 <p><b>Ø83</b></p>	<p><b>P618 802 000</b> STD STD <b>R618 802 000</b> <b>S618 802 000</b></p> <p><b>P618 802 025</b> STD +0,25 <b>R618 802 025</b> <b>S618 802 025</b></p> <p><b>P618 802 050</b> STD +0,50 <b>R618 802 050</b> <b>S618 802 050</b></p>							
	<p>ST : 46,75</p> <p>TB : 71,30</p> <p>ØH : 47,90</p> <p>Hz : -14,15 -4,50</p> <p>Hx/y : 0,00 0,00</p> <p>ØV :</p> <p>Vz :</p> <p>T1 : 9,75</p>	<p><b>R17</b>  2,00 TR6°</p> <p><b>R08</b>  2,00 SR</p> <p><b>R35</b>  2,00 SR.R</p>						
	 <p>30,00 x 68,00 x 15,00</p>							Montaj Yüksekliği



PORSCHE		P618 901				Ø93,00	
 <p><b>Ø93</b></p> <p>Benzin Engine :</p>	<b>P618 901 000</b> <b>P618 901 050</b>	STD STD	STD +0,50	<b>R618 901 000</b> <b>R618 901 050</b>	<b>S618 901 000</b> <b>S618 901 050</b>		
	ST : 32,35 TB : 53,35 ØH : 81,30 Hz : -6,05    -3,30 Hx/y : 0,00    0,00 ØV : Vz : -4,50    -5,00 T1 : 7,10	<b>R01</b>  1,20 SR <b>R06</b>  1,50 SR.R <b>R38</b>  2,00 SR.R					
	 <p>23,00 x 59,50 x 14,00</p>						Montaj Yüksekliği

PORSCHE		P618 902				Ø94,00	
 <p><b>Ø94</b></p> <p>EP 4</p> <p>Benzin Engine : <b>GB</b> B 4 Benzin, 1971 cc, 73,5 kW (100 PS), 8:1 luftgekühlt 914/4 VW-Porsche 1972...1975</p>	<b>P618 902 000</b> <b>P618 902 050</b>	STD STD	STD +0,50	<b>R618 902 000</b> <b>R618 902 050</b>	<b>S618 902 000</b> <b>S618 902 050</b>		
	ST : 35,75 TB : 75,00 ØH : 65,70 Hz : -1,20 Hx/y : 0,00    0,00 ØV : Vz : T1 : 5,90	<b>R01</b>  1,50 SR <b>R02</b>  1,75 SR <b>R03</b>  4,00 SR					Montaj Yüksekliği
	 <p>24,00 x 78,00 x 14,00</p>						




PORSCHE		P618 903				Ø94,00	
 <b>Ø94</b>	<b>P618 903 000</b> <b>P618 903 050</b>	STD STD	STD +0,50	<b>R618 903 000</b> <b>R618 903 050</b>	<b>S618 903 000</b> <b>S618 903 050</b>		
	ST : 35,75 TB : 75,00 ØH : 65,70 Hz : -1,20 Hx/y : 0,00    0,00 ØV : Vz : T1 : 5,90	<b>R01</b>  1,75 SR <b>R02</b>  2,00 SR <b>R03</b>  4,00 SR					
 24,00 x 78,00 x 14,00						Montaj Yüksekliği	

PORSCHE		P618 904				Ø96,00	
 <b>Ø96</b> EP 8 Benzin Engine : 8 Cyl.	<b>P618 904 000</b>	STD	STD	<b>R618 904 000</b>	<b>S618 904 000</b>		
	ST : 30,00 TB : 56,80 ØH : 52,00 Hz : 5,80    -3,70 Hx/y : ØV : Vz : -1,00    -1,00 T1 : 45,60	<b>R01</b>  1,20 SR.R <b>R26</b>  1,50 SR.R <b>R35</b>  2,00 SR.R					Montaj Yüksekliği
 23,00 x 58,00 x 14,00							









PORSCHE		P618 905				Ø96,00			
 <p><b>Ø96</b></p> <p>EP 8</p> <p>Benzin Engine : 8 Cyl.</p>	<b>P618 905 000</b>	STD	STD	<b>R618 905 000</b>	<b>S618 905 000</b>				
	<p>ST : 30,00</p> <p>TB : 56,80</p> <p>ØH : 52,00</p> <p>H<sub>z</sub> : 5,80    -3,70</p> <p>H<sub>x/y</sub> :</p> <p>ØV :</p> <p>V<sub>z</sub> : -1,00    -1,00</p> <p>T1 : 45,60</p>			<p><b>R01</b>  1,20 SR.R</p> <p><b>R26</b>  1,50 SR.R</p> <p><b>R35</b>  2,00 SR.R</p>					
	 <p>23,00 x 58,00 x 14,00</p>								Montaj Yüksekliği





PORSCHE		P618 906				Ø96,00			
 <p><b>Ø96</b></p> <p>6</p> <p>Benzin Engine : M 96.04, M 96.01, M96.02</p> <p>6 Cyl. 221 KW - 301 PS.</p> <p><b>911 CARRERA 996</b></p> <p><b>3,4L MJ01</b></p> <p><b>1999-2001...</b></p> <p>99610305116</p>	<b>P618 906 000</b>	STD	STD	<b>R618 906 000</b>	<b>S618 906 000</b>				
	<b>P618 906 025</b>	STD	+0,25	<b>R618 906 025</b>	<b>S618 906 025</b>				
	<b>P618 906 050</b>	STD	+0,50	<b>R618 906 050</b>	<b>S618 906 050</b>				
<b>P618 906 001</b>	STD	+1,00	<b>R618 906 001</b>	<b>S618 906 001</b>					
	<p>ST : 32,35</p> <p>TB : 52,35</p> <p>ØH : 92,50</p> <p>H<sub>z</sub> : -3,00</p> <p>H<sub>x/y</sub> : 0,00    0,00</p> <p>ØV :</p> <p>V<sub>z</sub> : -2,40    -2,40</p> <p>T1 : 6,90</p>			<p><b>R01</b>  1,20 SR.R</p> <p><b>R26</b>  1,50 SR.R</p> <p><b>R38</b>  2,00 SR.R</p>					
 <p>22,00 x 58,20 x 13,00</p>								Montaj Yüksekliği	



**PORSCHE P618 907 Ø96,00**






 <p><b>Ø96</b></p> <p>EP 6</p> <p>Benzin Engine: 911 3.6 Carrera 996, 997, 4 996</p> <p><b>M 96.05</b> 6 Cyl. 3596 cc, 235 kW (320 PS)</p> <p><b>M 96.03</b> 6 Cyl. 3596 cc, 235 kW (320 PS)</p>	<p><b>P618 907 000</b> STD STD <b>R618 907 000</b> <b>S618 907 000</b></p> <p><b>P618 907 025</b> STD +0,25 <b>R618 907 025</b> <b>S618 907 025</b></p> <p><b>P618 907 050</b> STD +0,50 <b>R618 907 050</b> <b>S618 907 050</b></p> <p><b>P618 907 01</b> +1,00 <b>R618 907 001</b> <b>S618 907 01</b></p>	<p>ST : 32,95</p> <p>TB : 52,35</p> <p>ØH : 80,01</p> <p>H<sub>z</sub> : -1,35</p> <p>H<sub>x/y</sub> : 0,00 0,00</p> <p>ØV : 40,00 40,00</p> <p>V<sub>z</sub> : -5,55 -5,55</p> <p>T1 : 7,50</p>	<p><b>R01</b>  1,20 SR.R</p> <p><b>R26</b>  1,50 SR.R</p> <p><b>R38</b>  2,00 SR.R</p>	<p>22,00 x 58,00 x 13,00</p>	<p>Montaj Yüksekliği</p>

**PORSCHE P618 908 Ø96,00**






 <p><b>Ø96</b></p>	<p><b>P618 908 000</b> STD STD <b>R618 908 000</b> <b>S618 908 000</b></p> <p><b>P618 908 025</b> STD +0,25 <b>R618 908 025</b> <b>S618 908 025</b></p> <p><b>P618 908 050</b> STD +0,50 <b>R618 908 050</b> <b>S618 908 050</b></p> <p><b>P618 908 001</b> STD +1,00 <b>R618 908 001</b> <b>S618 908 001</b></p>	<p>ST : 32,95</p> <p>TB : 52,35</p> <p>ØH : 80,01</p> <p>H<sub>z</sub> : -1,35</p> <p>H<sub>x/y</sub> : 0,00 0,00</p> <p>ØV : 40,00 40,00</p> <p>V<sub>z</sub> : -5,55 -5,55</p> <p>T1 : 7,50</p>	<p><b>R01</b>  1,20 SR.R</p> <p><b>R26</b>  1,50 SR.R</p> <p><b>R38</b>  2,00 SR.R</p>	<p>22,00 x 58,00 x 13,00</p>	<p>Montaj Yüksekliği</p>



**PORSCHE P618 909 Ø96,00**



 <p><b>Ø96</b></p> <p>EP,S 6</p> <p>Benzin Engine : MCW.DA / MCW.FA / MCT.MA / MDC.NA</p> <p><b>PANAMERA - MACAN</b> 95B 4S 3.0 T V6 970 250kW</p>	<p><b>P618 909 000</b></p>	<p>STD</p>	<p>STD</p>	<p><b>R618 909 000</b></p>	<p><b>S618 909 000</b></p>						
									<p>ST : 31,90</p> <p>TB : 55,50</p> <p>ØH : 90,00</p> <p>Hz : 4,60 -5,20</p> <p>Hx/y :</p> <p>ØV : 42,00 42,00</p> <p>Vz : -3,00 -3,00</p> <p>T1 : 44,75</p>	<p><b>R02</b>  1,20 SR</p> <p><b>R26</b>  1,50 SR</p> <p><b>R35</b>  2,00 SR.R</p>	<p>Montaj Yüksekliği</p>
									 <p>23,00 x 59,00 x 14,00</p>		

**PORSCHE P618 910 Ø96,00**



 <p><b>Ø96</b></p> <p>EP,S 6</p> <p>Benzin Engine : MCW.DA / MCW.FA / MCT.MA / MDC.NA</p> <p><b>PANAMERA - MACAN</b> 95B 4S 3.0 T V6 970 250kW</p>	<p><b>P618 910 000</b></p>	<p>STD</p>	<p>STD</p>	<p><b>R618 910 000</b></p>	<p><b>S618 910 000</b></p>						
									<p>ST : 31,90</p> <p>TB : 55,50</p> <p>ØH : 90,00</p> <p>Hz : 4,60 -5,20</p> <p>Hx/y :</p> <p>ØV : 42,00 42,00</p> <p>Vz : -2,50 -2,50</p> <p>T1 : 44,75</p>	<p><b>R02</b>  1,20 SR</p> <p><b>R26</b>  1,50 SR</p> <p><b>R35</b>  2,00 SR.R</p>	<p>Montaj Yüksekliği</p>
									 <p>23,00 x 59,00 x 14,00</p>		



PORSCHE P618 911 Ø96,00






 <p><b>Ø96</b></p> <p>RC,T 6</p> <p><b>Benzin Engine : 3.0T</b> Panamera Macan S 4S S 970 95B 3,0L V6 2997cc 183 PS V6 Gas DOHC Turbocharged</p> <p><b>CTM, CWD, CWF,</b> Macan 2014...2020 Panamera 2013...2016</p>	<p><b>P618 911 000</b></p>	<p>STD</p>	<p>STD</p>	<p><b>R618 911 000</b></p>	<p><b>S618 911 000</b></p>			
 <p>23,00 x 59,00 x 14,00</p>								

PORSCHE P618 912 Ø96,00






 <p><b>Ø96</b></p> <p>RC,T 6</p> <p><b>Benzin Engine : 3.0T</b> Panamera Macan S 4S S 970 95B 3,0L V6 2997cc 183 PS V6 Gas DOHC Turbocharged</p> <p><b>CTM, CWD, CWF,</b> Macan 2014...2020 Panamera 2013...2016</p>	<p><b>P618 912 000</b></p>	<p>STD</p>	<p>STD</p>	<p><b>R618 912 000</b></p>	<p><b>S618 912 000</b></p>			
 <p>23,00 x 59,00 x 14,00</p>								



**PORSCHE P618 913 Ø96,00**






 <b>Ø96</b>	<b>P618 913 000</b>	STD	STD	<b>R618 913 000</b>	<b>S618 913 000</b>				
	ST : 30,00 TB : 51,00 ØH : 48,10 Hz : -4,40    5,45 Hx/y : ØV : 42,00    42,00 Vz : -0,95    -0,95 T1 : 44,65	<b>R01</b>  1,20 SR <b>R26</b>  1,50 SR <b>R35</b>  2,00 SR.R							
	 23,00 x 58,00 x 12,50								Montaj Yüksekliği












**PORSCHE P618 914 Ø96,00**

 <b>Ø96</b>	<b>P618 914 000</b>	STD	STD	<b>R618 914 000</b>	<b>S618 914 000</b>				
	ST : 30,00 TB : 51,00 ØH : 48,10 Hz : -4,40    5,45 Hx/y : ØV : 42,00    42,00 Vz : -0,95    -0,95 T1 : 44,65	<b>R01</b>  1,20 SR <b>R26</b>  1,50 SR <b>R35</b>  2,00 SR.R							
	 23,00 x 58,00 x 12,50								Montaj Yüksekliği









PORSCHE		P618 915				Ø99,00		
 <p><b>Ø99</b></p> <p>EP 6</p> <p><b>Benzin Engine:</b> 911 3.8 CARRERA 4S, 911 07/2004...12/2008 3.8 CARRERA S</p> <p><b>M 97.01</b> <b>6 Cyl. 3824 cc, 261 kW (355 PS), 11,8:1, hUB 82.8mm 24 Valve</b></p>	<b>P618 915 000</b>	STD	STD	<b>R618 915 000</b>	<b>S618 915 000</b>			
	<b>P618 915 025</b>	STD	+0,25	<b>R618 915 025</b>	<b>S618 915 025</b>			
	<b>P618 915 050</b>	STD	+0,50	<b>R618 915 050</b>	<b>S618 915 050</b>			
	<b>P618 915 001</b>	STD	+1,00	<b>R618 915 001</b>	<b>S618 915 001</b>			
	<p>ST : 32,95</p> <p>TB : 52,35</p> <p>ØH : 71,76</p> <p>Hz : -0,70</p> <p>Hx/y : 0,00    0,00</p> <p>ØV : 42,00    42,00</p> <p>Vz : -5,97    -5,97</p> <p>T1 : 8,00</p>	<p><b>R01</b>  1,20 SR.R</p> <p><b>R26</b>  1,50 SR.R</p> <p><b>R37</b>  2,00 SR.R</p>						
	 <p>22,00 x 58,00 x 13,00</p>							Montaj Yüksekliği

RENAULT		P645 501				Ø58,00		
 <p><b>Ø58</b></p> <p>4</p> <p><b>Benzin Engine:</b> <b>800.01, 02</b> R 4 Benzin, 845 cm, 21 - 26,5 kW (29 - 36 PS), 8:1 r 1123, R2106, R 4, R 6 1968...1986</p> <p><b>800.10</b> R 4 Benzin, 845 cm, 25 - 26,5 kW (34 - 36 PS), 8:1 R 1221, R 4, R 6 1972...1986</p> <p><b>A 7</b> R 4 Benzin, 845 cm, 21 - 26,5 kW (29 - 36 PS) 8:1 R 1123, R2106, R 4, R 6 1968...1986</p>	<b>P645 501 000</b>	STD	STD	<b>R645 501 000</b>	<b>S645 501 000</b>	<b>L645 501 000</b>	STD	<b>K645 501 000</b>
	<b>P645 501 050</b>	STD	+0,50	<b>R645 501 050</b>	<b>S645 501 050</b>			
	<p>ST : 30,00</p> <p>TB : 64,00</p> <p>ØH :</p> <p>Hz :</p> <p>Hx/y :</p> <p>ØV :</p> <p>Vz :</p> <p>T1 : 5,80</p>	<p><b>R01</b>  1,75 SR</p> <p><b>R01</b>  2,00 SR</p> <p><b>R38</b>  3,50 SR</p>			<p><b>Type :</b> DS</p> <p><b>Coating :</b></p> <p>Ø A : 62,50</p> <p>Ø C : 69,80</p> <p>H : 112,80</p> <p>L : 126,00</p> <p>F :</p>		Montaj Yüksekliği	
	 <p>16,00 x 49,00 x 9,00</p>							

RENAULT		P645 602				Ø67,40		
 <p><b>Ø67,4</b></p> <p>Benzin Engine :</p>	<b>P645 602 000</b> <b>P645 602 040</b> <b>P645 602 060</b> <b>P645 602 080</b> <b>P645 602 001</b>	STD STD STD STD STD	STD +0,40 +0,60 +0,80 +1,00	<b>R645 602 000</b> <b>R645 602 040</b> <b>R645 602 060</b> <b>R645 602 080</b> <b>R645 602 001</b>	<b>S645 602 000</b> <b>S645 602 040</b> <b>S645 602 060</b> <b>S645 602 080</b> <b>S645 602 001</b>			
	ST : 40,65 TB : 74,65 ØH : Hz : Hx/y : ØV : Vz : T1 : 6,65	<b>R01</b>  2,00 SR <b>R21</b>  2,00 SR <b>R21</b>  2,00 SR <b>R35</b>  4,00 SR.C						
 <p>20,00 x 55,00 x 10,50</p>								
RENAULT		P645 603				Ø69,00		
 <p><b>Ø69</b></p> <p>BSG,S</p> <p>4</p> <p>Diesel Engine: Clio 1.2i, Kangoo 1.2i, Twingo 1.2i</p> <p><b>D7F</b></p> <p><b>700/701/702/706/710/720/722/726/720/730/726</b></p> <p><b>6</b></p> <p>4 Sil. Benzinli 1149 cc 44 kW (60 Ps) 1996 - ....</p>	<b>P645 603 000</b> <b>P645 603 050</b> <b>P645 603 350</b>	STD STD -0,35	STD +0,50 +0,50	<b>R645 603 000</b> <b>R645 603 050</b> <b>R645 603 050</b>	<b>S645 603 000</b> <b>S645 603 050</b> <b>S645 603 350</b>			
	ST : 27,10 TB : 50,50 ØH : Hz : Hx/y : ØV : Vz : T1 : 5,80	<b>R02</b>  1,50 SR <b>R08</b>  1,50 SR <b>R35</b>  2,50 SR.R						
 <p>17,50 x 54,00 x 10,00</p>								







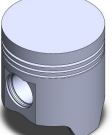




RENAULT		P645 604				Ø69,00	
 <p><b>Ø69</b></p> <p>BSG,S</p> <p>4</p> <p>Diesel Engine: Clio II, Clio III, Modus, Twingo, Clio II 1.2i 16V, Kangoo 1.2i 16V, Modus 1.2i 16V</p> <p><b>D4F 740</b></p> <p>4 Sil. Benzinli 1200 cc 75 1993 - 200</p>	<p><b>P645 604 000</b></p> <p><b>P645 604 050</b></p>	<p>STD</p> <p>STD</p>	<p>STD</p> <p>+0,50</p>	<p><b>R645 604 000</b></p> <p><b>R645 604 050</b></p>	<p><b>S645 604 000</b></p> <p><b>S645 604 050</b></p>		
	<p>ST : 26,70</p> <p>TB : 44,70</p> <p>ØH : 60,00</p> <p>Hz : -1,00</p> <p>Hx/y : 0,00      0,00</p> <p>ØV :</p> <p>Vz :</p> <p>T1 : 5,50</p>	<p><b>R01</b>  1,20 SR</p> <p><b>R08</b>  1,50 SR</p> <p><b>R38</b>  2,50 SR</p>					
 <p>17,50 x 54,00 x 10,00</p>							Montaj Yüksekliği

RENAULT		P645 701				Ø72,20	
 <p><b>Ø72,2</b></p> <p>RC,T</p> <p>4</p> <p>Benzin Engine : Captur, Clio IV, Kadjar, Megan III, Scenic III-IV</p> <p><b>H5F (1,2 TCE)</b></p> <p>4 Cyl. 1197cc 84-92 Kw - 115 -125 PS</p>	<p><b>P645 701 000</b></p> <p><b>P645 701 050</b></p>	<p>STD</p> <p>STD</p>	<p>STD</p> <p>+0,50</p>	<p><b>R645 701 000</b></p> <p><b>R645 701 050</b></p>	<p><b>S645 701 000</b></p> <p><b>S645 701 050</b></p>		
	<p>ST : 31,25</p> <p>TB : 47,25</p> <p>ØH : 57,00</p> <p>Hz : 1,00      -6,75</p> <p>Hx/y :</p> <p>ØV : 25,00      25,00</p> <p>Vz : -2,50      -2,50</p> <p>T1 : 40,60</p>	<p><b>R02</b>  1,20 SR</p> <p><b>R26</b>  1,50 SR.R</p> <p><b>R38</b>  2,00 SR.R</p>					
 <p>20,00 x 49,00 x 11,00</p>							

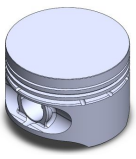










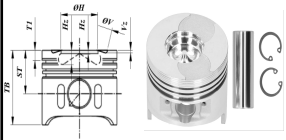


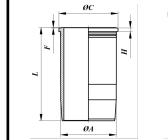







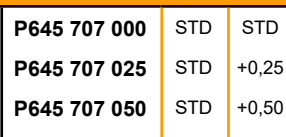
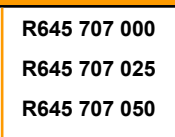
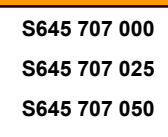
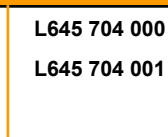
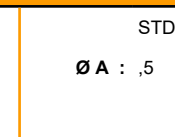






RENAULT		P645 702				Ø72,20		
 <p><b>Ø72,2</b></p>	<b>P645 702 000</b> <b>P645 702 025</b> <b>P645 702 050</b>	STD STD STD	STD +0,25 +0,50	<b>R645 702 000</b> <b>R645 702 025</b> <b>R645 702 050</b>	<b>S645 702 000</b> <b>S645 702 025</b> <b>S645 702 050</b>			
	ST : 31,60 TB : 49,10 ØH : 62,00 Hz : -5,60 Hx/y : 0,00    0,00 ØV : 30,00    30,00 Vz : -3,15    -3,15 T1 : 5,90	<b>R02</b>  1,20 SR <b>R25</b>  1,00 SR <b>R38</b>  2,00 SR.R						
	 <p>20,00 x 43,30 x 11,50</p>							

RENAULT		P645 703				Ø73,50		
 <p><b>Ø73,5</b></p> <p>Benzin Engine :</p>	<b>P645 703 000</b> <b>P645 703 040</b> <b>P645 703 060</b>	STD STD STD	STD +0,40 +0,60	<b>R645 703 000</b> <b>R645 703 040</b> <b>R645 703 060</b>	<b>S645 703 000</b> <b>S645 703 040</b> <b>S645 703 060</b>			
	ST : 40,00 TB : 79,50 ØH : Hz : Hx/y : ØV : Vz : T1 : 8,40	<b>R01</b>  1,50 SR <b>R26</b>  2,00 SR <b>R35</b>  4,00 SR.R						
	 <p>20,00 x 61,00 x 13,00</p>							















RENAULT		P645 704				Ø75,80		
 <p><b>Ø75,8</b></p> <p>SP,BSG,S</p> <p>4</p> <p>Benzin Engine: Clio RN/RT, Express, Kangoo 1,4i, R 19 RN/RT/Rti, R 19 RL</p> <p><b>E7J</b></p> <p><b>720/*724/726/728/73</b></p> <p><b>E6J 700, 701, 706, 734, 738, 760</b></p> <p>4- Cyl. 1390 cc 55-59 Kw (75-80 Ps) 9,5:1 1988 - ...</p>	<b>P645 704 000</b>	STD	STD	<b>R645 704 000</b>	<b>S645 704 000</b>	<b>L645 702 000</b>	STD	<b>K645 704 000</b>
	<p>ST : 31,70</p> <p>TB : 52,70</p> <p>ØH :</p> <p>H<sub>z</sub> :</p> <p>Hx/y :</p> <p>ØV :</p> <p>Vz :</p> <p>T1 : 7,10</p>	<p><b>R01</b>  1,50 SR</p> <p><b>R08</b>  1,75 SR</p> <p><b>R37</b>  3,00 SR</p>		<p>Type : DS</p> <p>Coating :</p> <p>Ø A : 80,60</p> <p>Ø C : 90,20</p> <p>H : 91,50</p> <p>L : 130,00</p> <p>F :</p>		<p>Montaj Yüksekliği</p> <p><b>C645 077 125</b> 1x77,2*1,25</p>		
 <p>19,05 x 60,00 x 11,00</p>								

RENAULT		P645 705				Ø76,00		
 <p><b>Ø76</b></p>	<b>P645 705 000</b>	STD	STD	<b>R645 705 000</b>	<b>S645 705 000</b>			
	<b>P645 705 00</b>	,042	STD	<b>R645 705 000</b>	<b>S645 705 00</b>			
	<b>P645 705 00</b>	,084	STD	<b>R645 705 000</b>	<b>S645 705 00</b>			
	ST : 32,46	<p><b>R11</b>  1,75 ETR7°</p> <p><b>R08</b>  1,75 SR.R</p> <p><b>R35</b>  2,00 SR.R</p>				<p>Montaj Yüksekliği</p>		
	TB : 50,00							
	ØH : 47,00							
	H <sub>z</sub> : -12,86 -5,15							
	Hx/y : 0,00 0,00							
	ØV : 30,20 34,70							
	Vz : -0,43 -0,25							
	T1 : 4,20							
	x	x						







RENAULT		P645 706				Ø76,00			
     	 <p><b>Ø76</b></p> <p>BSG,S</p> <p>4</p> <p>Benzin Engine: <b>Traffic Box 1.4, Traffic Bus 1.4 C1J / C2J / 847 / 847.20</b></p> <p>1397 cc 43-53 kW (59 -72 PS) 9,25:1</p> <p>R 12 TWS Toros, / R 12 TX Toros, / R 9 BWA Automatic,</p> <p>R 9 GTE Broadway, / R 9 Spring 1981-1998</p> <p><b>Volvo</b></p>	<b>P645 706 000</b> <b>P645 706 050</b>	STD STD	STD +0,50	<b>R645 706 000</b> <b>R645 706 050</b>	<b>S645 706 000</b> <b>S645 706 050</b>	<b>L645 703 000</b> <b>L645 703 001</b>	STD Ø A : ,05	<b>K645 706 000</b> <b>K645 706 001</b>
	<p>ST : 37,50</p> <p>TB : 64,00</p> <p>ØH :</p> <p>Hx/y :</p> <p>ØV :</p> <p>Vz :</p> <p>T1 : 7,95</p>	<p>R01  1,75 SR</p> <p>R26  2,00 SR</p> <p>R38  4,00 SR</p>	<p>Type : W</p> <p>Coating :</p> <p>Ø A : 80,55</p> <p>Ø C : 90,10</p> <p>H : 95,00</p> <p>L : 134,00</p> <p>F :</p>	<p>Montaj Yüksekliği</p> <p><b>C645 077 125</b> 4x77,2*1,25</p>					
 <p>20,00 x 63,50 x 13,00</p>									
RENAULT		P645 707				Ø76,00			
     	 <p><b>Ø76</b></p> <p>RC,YP,T</p> <p>4</p> <p>Diesel Engine: <b>Clio II 1.5 dCi, Clio II Box 1.5 dCi, Clio 1.5 dCi K9K</b></p> <p><b>700/702/704/706/710/722/750/752 Euro3, K9K 790 K 9 K BP</b></p> <p>R4 Diesel 1461 cm³ 48-50 kW (65-68 PS) Common Rail Clio Symbol 1.5 dCi, / Kangoo 1.5 dCi 2002 - ...</p> <p><b>Dacia, Nissan, Suzuki</b></p>	<b>P645 707 000</b> <b>P645 707 025</b> <b>P645 707 050</b> <b>P645 707 075</b> <b>P645 707 001</b> <b>P645 707 200</b> <b>P645 707 250</b> <b>P645 707 400</b> <b>P645 707 450</b>	STD STD STD STD STD -0,20 -0,20 -0,40 -0,40	STD +0,25 +0,50 +0,75 +1,00 STD +0,50 STD +0,50	<b>R645 707 000</b> <b>R645 707 025</b> <b>R645 707 050</b> <b>R645 707 075</b> <b>R645 707 001</b> <b>R645 707 000</b> <b>R645 707 050</b> <b>R645 707 000</b> <b>R645 707 050</b>	<b>S645 707 000</b> <b>S645 707 025</b> <b>S645 707 050</b> <b>S645 707 075</b> <b>S645 707 001</b> <b>S645 707 200</b> <b>S645 707 400</b> <b>S645 707 250</b> <b>S645 707 450</b>	<b>L645 704 000</b> <b>L645 704 001</b>	STD Ø A : ,5	<b>K645 707 000</b> <b>K645 707 001</b>
	<p>ST : 41,70</p> <p>TB : 66,00</p> <p>ØH : 39,70</p> <p>Hx/y : -1,50 2,50</p> <p>ØV : 30,00 34,50</p> <p>Vz : -0,40 -0,25</p> <p>T1 : 9,00</p>	<p>R01  2,00 SR</p> <p>R06  2,00 SR</p> <p>R35  2,50 SR.R</p>	<p>Type : DS</p> <p>Coating :</p> <p>Ø A : 79,10</p> <p>Ø C : 81,00</p> <p>H : 5,00</p> <p>L : 142,00</p> <p>F :</p>	<p>Montaj Yüksekliği</p> <p>+ 0,25 / + 0,30</p>					
 <p>26,00 x 60,00 x 14,00</p>									









RENAULT		P645 708				Ø76,00			
 <p><b>Ø76</b></p> <p>RC,YP,T 4</p> <p>Diesel Engine: Clio II 1.5 dCi, Clio II Box 1.5 dCi, Clio 1.5 dCi <b>K9K</b> 700/702/704/706/710/722/750/752 <b>Euro3, K9K 790</b> <b>K 9 K BP</b> R4 Diesel 1461 cm³ 48-50 kW (65-68 PS) Common Rail Clio Symbol 1.5 dCi, / Kangoo 1.5 dCi 2002 - ...</p> <p>Dacia, Nissan, Suzuki</p>	<b>P645 708 000</b>	STD	STD	<b>R645 708 000</b>	<b>S645 708 000</b>	<b>L645 704 000</b>	STD	<b>K645 708 000</b>	
	<b>P645 708 025</b>	STD	+0,25	<b>R645 708 025</b>	<b>S645 708 025</b>	<b>L645 704 001</b>	Ø A : ,5	<b>K645 708 001</b>	
	<b>P645 708 050</b>	STD	+0,50	<b>R645 708 050</b>	<b>S645 708 050</b>		Type : DS Coating : Ø A : 79,10 Ø C : 81,00 H : 5,00 L : 142,00 F :	<b>Montaj Yüksekliği</b> + 0,25 / + 0,30	
	<b>P645 708 075</b>	STD	+0,75	<b>R645 708 075</b>	<b>S645 708 075</b>				
	<b>P645 708 001</b>	STD	+1,00	<b>R645 708 001</b>	<b>S645 708 001</b>				
	<b>P645 708 200</b>	-0,20	STD	<b>R645 708 000</b>	<b>S645 708 200</b>				
	<b>P645 708 250</b>	-0,20	+0,50	<b>R645 708 050</b>	<b>S645 708 201</b>				
	<b>P645 708 201</b>	-0,20	+1,00	<b>R645 708 001</b>	<b>S645 708 250</b>				
	ST : 41,70			<b>R01</b>  2,00 SR					
	TB : 66,00			<b>R06</b>  2,00 SR					
ØH : 39,70			<b>R35</b>  2,50 SR.R						
Hz : -14,00 -3,75									
Hx/y : -1,50 2,50									
ØV : 30,00 34,50									
Vz : -0,40 -0,25									
T1 : 9,00									
 <p>25,00 x 60,00 x 12,50</p>									

RENAULT		P645 709				Ø76,00			
 <p><b>Ø76</b></p> <p>RC,OCP,YP,T 4</p> <p>Diesel Engine: Clio II 1.5 dCi, Kango 1.5 dCi, Magane II 1.5 dCi <b>K9K 712/728/729</b> <b>Euro3 &amp; K9K</b> 718/724/760/766/80 <b>2 Euro4</b> R4 Diesel 1461 cm³ 74 kW (100 Ps) Magane II 1,5 DCi, Clio 2004-...</p>	<b>P645 709 000</b>	STD	STD	<b>R645 709 000</b>	<b>S645 709 000</b>	<b>L645 704 000</b>	STD	<b>K645 709 000</b>	
	<b>P645 709 050</b>	STD	+0,50	<b>R645 709 050</b>	<b>S645 709 050</b>	<b>L645 704 001</b>	Ø A : ,5	<b>K645 709 001</b>	
	<b>P645 709 001</b>	STD	+1,00	<b>R645 709 001</b>	<b>S645 709 001</b>		Type : DS Coating : Ø A : 79,10 Ø C : 81,00 H : 5,00 L : 142,00 F :	<b>Montaj Yüksekliği</b> + 0,25 / + 0,30	
	<b>P645 709 200</b>	-0,20	STD	<b>R645 709 000</b>	<b>S645 709 200</b>				
	<b>P645 709 250</b>	-0,20	+0,50	<b>R645 709 050</b>	<b>S645 709 250</b>				
	<b>P645 709 201</b>	-0,20	+1,00	<b>R645 709 001</b>	<b>S645 709 201</b>				
	ST : 41,70			<b>R02</b>  2,00 SR					
	TB : 66,00			<b>R03</b>  2,00 SR					
	ØH : 39,70			<b>R35</b>  2,50 SR.R					
	Hz : -14,00 -3,80								
Hx/y : -2,00 2,00									
ØV : 30,00 34,00									
Vz : -0,43 -0,25									
T1 : 8,90									
 <p>26,00 x 60,00 x 14,00</p>									








RENAULT		P645 710						Ø76,00	
 <p><b>Ø76</b></p> <p>RC,OCP,YP,T 4</p> <p>Diesel Engine: <b>Megane II 1.5 dCi, Clio III 1.5 dCi, Laguna III 1.5 dCi</b></p> <p><b>K9K 732 Euro4</b>, R4 Diesel 1461 cm<sup>3</sup> 78 kW (106 PS) Turbo, Intercooler / Megane II 1.5 dCi, Scenic 1.5 dCi 2005-...</p> <p><b>K9K 764 Euro4</b>, R4 Diesel 1461 cm<sup>3</sup> 78 kW (106 PS) Turbo, Intercooler / Clio Grandtour 1.5 dCi, Clio III 1.5 dCi, Modus 1.5 dCi 2005-...</p> <p><b>K9K 780 Euro4</b>, R4 Diesel 1461 cm<sup>3</sup> 78 kW (103 PS) Turbo, Intercooler / Laguna III 1.5 dCi 2007-...</p> <p><b>K9K 804/806 Euro4</b>, R4 Diesel 1461 cm<sup>3</sup> 78 kW (106 PS) Turbo, Intercooler / Kango 1.5 dCi 2008-...</p>	<p><b>P645 710 000</b> STD STD</p> <p><b>P645 710 050</b> STD +0,50</p> <p><b>P645 710 001</b> STD +1,00</p> <p><b>P645 710 200</b> -0,20 STD</p> <p><b>P645 710 250</b> -0,20 +0,50</p>	<p><b>R645 710 000</b></p> <p><b>R645 710 050</b></p> <p><b>R645 710 001</b></p> <p><b>R645 710 000</b></p> <p><b>R645 710 050</b></p>	<p><b>S645 710 000</b></p> <p><b>S645 710 050</b></p> <p><b>S645 710 001</b></p> <p><b>S645 710 200</b></p> <p><b>S645 710 250</b></p>	<p><b>L645 704 000</b></p> <p><b>L645 704 001</b></p>	<p>STD</p> <p>Ø A : ,5</p>	<p><b>K645 710 000</b></p> <p><b>K645 710 001</b></p>	 <p>Type : DS</p> <p>Coating :</p> <p>Ø A : 79,10</p> <p>Ø C : 81,00</p> <p>H : 5,00</p> <p>L : 142,00</p> <p>F :</p> <p>Montaj Yüksekliği + 0,25 / + 0,30</p>		
	<p>ST : 41,70</p> <p>TB : 66,00</p> <p>ØH : 49,00</p> <p>Hz : -12,80 -4,00</p> <p>Hx/y : -1,00 0,75</p> <p>ØV : </p> <p>Vz : -0,43 -0,25</p> <p>T1 : 9,00</p>	<p><b>R02</b>  2,00 SR</p> <p><b>R03</b>  2,00 SR</p> <p><b>R35</b>  2,50 SR.R</p>							
	 <p>26,00 x 60,00 x 14,00</p>								






RENAULT		P645 711						Ø76,01	
 <p><b>Ø76,005</b></p> <p>RC,OCP,YP,T 4</p> <p>Diesel Engine : <b>K9K 837 / 846 EURO 5</b> 4-Cyl. 1461 cc 81 Kw 110 hP 15.5:1 Grand Secnic III 1.5 dci 16v, Megane Grandtour III 1.5 dCi, Megane III 1.5 dCi 2010 - .... Mercedes</p>	<p><b>P645 711 000</b> STD STD</p> <p><b>P645 711 050</b> STD +0,50</p> <p><b>P645 711 001</b> STD +1,00</p> <p><b>P645 711 200</b> -0,20 STD</p> <p><b>P645 711 250</b> -0,20 +0,50</p> <p><b>P645 711 201</b> -0,20 +1,00</p>	<p><b>R645 711 000</b></p> <p><b>R645 711 050</b></p> <p><b>R645 711 001</b></p> <p><b>R645 711 000</b></p> <p><b>R645 711 050</b></p> <p><b>R645 711 001</b></p>	<p><b>S645 711 000</b></p> <p><b>S645 711 050</b></p> <p><b>S645 711 001</b></p> <p><b>S645 711 200</b></p> <p><b>S645 711 250</b></p> <p><b>S645 711 201</b></p>	<p><b>L645 704 000</b></p> <p><b>L645 704 001</b></p>	<p>STD</p> <p>Ø A : ,5</p>	<p><b>K645 711 000</b></p> <p><b>K645 711 001</b></p>	 <p>Type : DS</p> <p>Coating :</p> <p>Ø A : 79,10</p> <p>Ø C : 81,00</p> <p>H : 5,00</p> <p>L : 142,00</p> <p>F :</p> <p>Montaj Yüksekliği</p>		
	<p>ST : 41,66</p> <p>TB : 66,00</p> <p>ØH : 47,00</p> <p>Hz : -13,50 -5,10</p> <p>Hx/y : -1,00 0,75</p> <p>ØV : 30,00 34,00</p> <p>Vz : -0,43 -0,25</p> <p>T1 : 9,00</p>	<p><b>R02</b>  2,00 SR</p> <p><b>R08</b>  2,00 SR</p> <p><b>R35</b>  2,50 SR.R</p>							
	 <p>26,00 x 60,00 x 13,50</p>								








**RENAULT P645 712 Ø76,01**

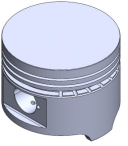




 <p><b>Ø76,009</b></p> <p>RC,YP,T 4</p> <p>Diesel Engine : <b>K9K 837 / 846</b> <b>EURO 5</b> 4-Cyl. 1461 cc 65 Kw 90 hp 15.5:1 Grand Secnic III 1.5 dCi 16v, Megane Grandtour III 1.5 dCi, Megane III 1.5 dCi 2010 - .... Mercedes</p>	<p><b>P645 712 000</b> STD STD <b>R645 712 000</b> <b>S645 712 000</b> <b>L645 705 000</b> STD <b>K645 712 000</b></p> <p><b>P645 712 050</b> STD +0,50 <b>R645 712 050</b> <b>S645 712 050</b> <b>L645 705 001</b> Ø A : ,5 <b>K645 712 001</b></p> <p><b>P645 712 001</b> STD +1,00 <b>R645 712 001</b> <b>S645 712 001</b></p> <p><b>P645 712 200</b> -0,20 STD <b>R645 712 000</b> <b>S645 712 200</b></p> <p><b>P645 712 250</b> -0,20 +0,50 <b>R645 712 050</b> <b>S645 712 250</b></p>	 <p>26,00 x 60,00 x 14,00</p>	<p><b>ST :</b> 41,66</p> <p><b>TB :</b> 66,00</p> <p><b>ØH :</b> 47,00</p> <p><b>H<sub>z</sub> :</b> -13,50 -5,10</p> <p><b>H<sub>x/y</sub> :</b> -0,75 0,75</p> <p><b>ØV :</b> 30,00 35,00</p> <p><b>V<sub>z</sub> :</b> -0,43 -0,25</p> <p><b>T1 :</b> 9,00</p>	<p><b>R02</b>  2,00 SR</p> <p><b>R08</b>  2,00 SR</p> <p><b>R35</b>  2,50 SR.R</p>	<p><b>Type :</b> DS</p> <p><b>Coating :</b></p> <p><b>Ø A :</b> 79,10</p> <p><b>Ø C :</b> 81,00</p> <p><b>H :</b> 5,00</p> <p><b>L :</b> 142,00</p> <p><b>F :</b></p>	<p>Montaj Yüksekliği</p>

**RENAULT P645 713 Ø77,00**

 <p><b>Ø77</b></p> <p>Benzin Engine :</p>	<p><b>P645 713 000</b> STD STD <b>R645 713 000</b> <b>S645 713 000</b></p> <p><b>P645 713 040</b> STD +0,40 <b>R645 713 040</b> <b>S645 713 040</b></p> <p><b>P645 713 060</b> STD +0,60 <b>R645 713 060</b> <b>S645 713 060</b></p> <p><b>P645 713 080</b> STD +0,80 <b>R645 713 080</b> <b>S645 713 080</b></p>	 <p>20,00 x 61,00 x 13,00</p>	<p><b>ST :</b> 40,00</p> <p><b>TB :</b> 79,50</p> <p><b>ØH :</b></p> <p><b>H<sub>z</sub> :</b></p> <p><b>H<sub>x/y</sub> :</b></p> <p><b>ØV :</b></p> <p><b>V<sub>z</sub> :</b></p> <p><b>T1 :</b> 8,50</p>	<p><b>R01</b>  1,50 SR</p> <p><b>R26</b>  2,00 SR</p> <p><b>R35</b>  4,00 SR</p>	<p>Montaj Yüksekliği</p>








RENAULT		P645 714				Ø77,00		
 <p><b>Ø77</b> BSG,S 4 Benzin Engine: R 11 Rainbow, R 21 Optima C 2L 1565 cc 69 kW (94 PS) 9:1 1985 - 1995</p>	P645 714 000	STD	STD	R645 714 000	S645 714 000	L645 705 000	STD	K645 714 000
	<p>ST : 34,00 TB : 60,50 ØH : 65,00 Hz : -1,95 Hx/y : 0,00    0,00 ØV : Vz : T1 : 6,90</p>  <p>20,00 x 63,50 x 13,00</p>	<p>R01  1,75 SR R26  2,00 SR R35  4,00 SR</p>		<p>Type : DS Coating : Ø A : 79,10 Ø C : 81,00 H : 5,00 L : 142,00 F :</p>		<p>Montaj Yüksekliği</p>		






RENAULT		P645 715				Ø77,00		
 <p><b>Ø77</b></p>	P645 715 000	STD	STD	R645 715 000	S645 715 000			
	<p>ST : 34,00 TB : 60,50 ØH : 65,00 Hz : -1,95 Hx/y : 0,00    0,00 ØV : Vz : T1 : 6,90</p>  <p>20,00 x 63,50 x 13,00</p>	<p>R01  1,75 SR R26  2,00 SR R35  4,00 SR</p>		<p>Montaj Yüksekliği</p>				



RENAULT P645 716 Ø78,00





 <p><b>Ø78</b></p> <p>S</p> <p>Kompressor Engine: Knorr Kompressor <b>MIDR 06.23.06 A41</b> Premium 385 / 400 Kompresör</p> <p>Renault</p>	<p><b>P645 716 000</b></p> <p><b>P645 716 050</b></p>	<p>STD</p> <p>STD</p>	<p>STD</p> <p>+0,50</p>	<p><b>R645 716 000</b></p> <p><b>R645 716 050</b></p>	<p><b>S645 716 000</b></p> <p><b>S645 716 050</b></p>			
	<p>ST : 31,05</p> <p>TB : 60,70</p> <p>ØH :</p> <p>Hz :</p> <p>Hx/y :</p> <p>ØV :</p> <p>Vz :</p> <p>T1 : 3,50</p>	<p><b>R22</b>  2,50 SR</p> <p><b>R22</b>  2,50 SR</p> <p><b>R32</b>  4,00 SR</p>						
 <p>18,00 x 63,00 x 12,00</p>								Montaj Yüksekliği



RENAULT P645 717 Ø78,00

 <p><b>Ø78</b></p> <p>Kompressor Engine: <b>RING SIZE DIFFIRENT!</b> See: 564 K08300</p>	<p><b>P645 717 000</b></p> <p><b>P645 717 050</b></p>	<p>STD</p> <p>STD</p>	<p>STD</p> <p>+0,50</p>	<p><b>R645 717 000</b></p> <p><b>R645 717 050</b></p>	<p><b>S645 717 000</b></p> <p><b>S645 717 050</b></p>			
	<p>ST : 31,05</p> <p>TB : 60,70</p> <p>ØH :</p> <p>Hz :</p> <p>Hx/y :</p> <p>ØV :</p> <p>Vz :</p> <p>T1 : 4,00</p>	<p><b>R22</b>  2,00 SR</p> <p><b>R22</b>  2,00 SR</p> <p><b>R32</b>  4,00 SR</p>						
 <p>18,00 x 63,00 x 12,00</p>								










RENAULT		P645 718				Ø78,00	
 <p>Ø78</p>	P645 718 000	STD	STD	R645 718 000	S645 718 000		
	<p>ST : 47,25</p> <p>TB : 74,50</p> <p>ØH :</p> <p>H<sub>z</sub> : -1,50</p> <p>H<sub>x/y</sub> :</p> <p>ØV :</p> <p>V<sub>z</sub> :</p> <p>T1 :</p>			<p>R01  2,00</p> <p>R07  2,00</p> <p>R35  3,00</p>			
							Montaj Yüksekliği

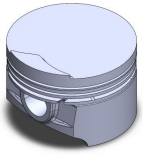




RENAULT		P645 719				Ø78,00	
 <p>Ø78</p>	P645 719 000	STD	STD	R645 719 000	S645 719 000		
	<p>ST : 31,85</p> <p>TB : 52,00</p> <p>ØH : 42,00</p> <p>H<sub>z</sub> : -0,75</p> <p>H<sub>x/y</sub> : 0,00    0,00</p> <p>ØV :</p> <p>V<sub>z</sub> : -0,20    -1,20</p> <p>T1 : 5,00</p>			<p>1,20 SR</p> <p>1,50 SR</p> <p>2,50 SR</p>			
							Montaj Yüksekliği
	 <p>18,00 x 53,00 x 10,00</p>						








**RENAULT P645 720 Ø79,50**






 <p><b>Ø79,5</b></p> <p>SP,BSG,S</p> <p>4</p> <p><b>Benzin Engine:</b> CLIO II 1.6, MEGANE I 1.6 E, MEGANE I 1.6 I, SCENIC I 1.6 I</p> <p><b>K 7</b></p> <p><b>M.702/703/720/744/745/746</b></p> <p>1598 cc 66 Kw (90 Ps)</p> <p>Megane 1,6i RL, RN, RT, RXE</p> <p>Megane Coupe, Megane Scenic 1996 - ...</p>	<p><b>P645 720 000</b> STD STD</p> <p><b>P645 720 050</b> STD +0,50</p> <p><b>P645 720 001</b> STD +1,00</p>	<p><b>R645 720 000</b></p> <p><b>R645 720 050</b></p> <p><b>R645 720 001</b></p>	<p><b>S645 720 000</b></p> <p><b>S645 720 050</b></p> <p><b>S645 720 001</b></p>	<p><b>L645 706 000</b></p> <p>STD</p>	<p><b>K645 720 000</b></p>
	<p>ST : 29,25</p> <p>TB : 53,80</p> <p>ØH : 62,00</p> <p>Hz : 2,55</p> <p>Hx/y :</p> <p>ØV :</p> <p>Vz :</p> <p>T1 : 8,90</p>	<p><b>R02</b>  1,50 SR</p> <p><b>R26</b>  1,50 SR</p> <p><b>R32</b>  2,50 SR.R</p>	<p>Type : DS</p> <p>Coating :</p> <p>Ø A : 79,50</p> <p>Ø C : 84,00</p> <p>H : 5,00</p> <p>L : 129,00</p> <p>F :</p>	<p>Montaj Yüksekliği</p>	
 <p>19,00 x 62,00 x 11,00</p>					

**RENAULT P645 721 Ø79,50**

 <p><b>Ø79,5</b></p> <p>SP,BSG,S</p> <p>4</p> <p><b>Benzin Engine:</b> CLIO II 1.6, MEGANE I 1.6 E, MEGANE I 1.6 I, SCENIC I 1.6 I</p> <p><b>K 7</b></p> <p><b>M.702/703/720/744/745/746</b></p> <p>1598 cc 66 Kw (90 Ps)</p> <p>Megane 1,6i RL, RN, RT, RXE</p> <p>Megane Coupe, Megane Scenic 1996 - ...</p>	<p><b>P645 721 000</b> STD STD</p> <p><b>P645 721 050</b> STD +0,50</p> <p><b>P645 721 001</b> STD +1,00</p>	<p><b>R645 721 000</b></p> <p><b>R645 721 050</b></p> <p><b>R645 721 001</b></p>	<p><b>S645 721 000</b></p> <p><b>S645 721 050</b></p> <p><b>S645 721 001</b></p>	<p><b>L645 706 000</b></p> <p>STD</p>	<p><b>K645 721 000</b></p>
	<p>ST : 29,25</p> <p>TB : 53,80</p> <p>ØH : 6219,00</p> <p>Hz : 2,55</p> <p>Hx/y :</p> <p>ØV :</p> <p>Vz :</p> <p>T1 : 8,90</p>	<p><b>R02</b>  1,50 SR</p> <p><b>R26</b>  1,50 SR</p> <p><b>R35</b>  2,50 SR.R</p>	<p>Type : DS</p> <p>Coating :</p> <p>Ø A : 79,50</p> <p>Ø C : 84,00</p> <p>H : 5,00</p> <p>L : 129,00</p> <p>F :</p>	<p>Montaj Yüksekliği</p>	
 <p>19,00 x 62,00 x 11,00</p>					








RENAULT		P645 722				Ø79,50		
 <p><b>Ø79,5</b></p> <p>BSG,S</p> <p>4</p> <p>Benzin Engine: Megane II, Scenic II, Clio II 16v</p> <p><b>K4J 730/732/740 K4J 710/711/712/715 K4J 780 - K4J 770/780</b></p> <p>1390 cc 72 Kw (98 Ps) 10:1 2004.-...</p>	<p><b>P645 722 000</b></p> <p><b>P645 722 050</b></p> <p><b>P645 722 001</b></p>	<p>STD</p> <p>STD</p> <p>STD</p>	<p>STD</p> <p>+0,50</p> <p>+1,00</p>	<p><b>R645 722 000</b></p> <p><b>R645 722 050</b></p> <p><b>R645 722 001</b></p>	<p><b>S645 722 000</b></p> <p><b>S645 722 050</b></p> <p><b>S645 722 001</b></p>	<p><b>L645 706 000</b></p>	<p>STD</p>	<p><b>K645 722 000</b></p>
	<p>ST : 37,20</p> <p>TB : 64,50</p> <p>ØH :</p> <p>Hz :</p> <p>Hx/y :</p> <p>ØV :</p> <p>Vz : -1,30 -2,10</p> <p>T1 : 6,00</p>	<p><b>R01</b>  1,50 SR</p> <p><b>R26</b>  1,50 SR</p> <p><b>R35</b>  2,50 SR.R</p>	<p>Type : DS</p> <p>Coating :</p> <p>Ø A : 79,50</p> <p>Ø C : 84,00</p> <p>H : 5,00</p> <p>L : 129,00</p> <p>F :</p>	<p>Montaj Yüksekliği</p>				
 <p>19,50 x 62,00 x 12,00</p>								






RENAULT		P645 723				Ø79,50		
 <p><b>Ø79,5</b></p> <p>EP,BSG,S</p> <p>4</p> <p>Benzin Engine: Megane II 1.6 16V, Clio II 1.6 16V, Laguna II 1.6 16V, Kangoo II 1.6 16V,</p> <p><b>K 4 M 690-697-700 -701-706-709-710 -714-730-736-740 K 4 M 760 - 761</b></p> <p>1598 cc 110-115 Ps</p>	<p><b>P645 723 000</b></p> <p><b>P645 723 050</b></p> <p><b>P645 723 001</b></p>	<p>STD</p> <p>STD</p> <p>STD</p>	<p>STD</p> <p>+0,50</p> <p>+1,00</p>	<p><b>R645 723 000</b></p> <p><b>R645 723 050</b></p> <p><b>R645 723 001</b></p>	<p><b>S645 723 000</b></p> <p><b>S645 723 050</b></p> <p><b>S645 723 001</b></p>	<p><b>L645 706 000</b></p>	<p>STD</p>	<p><b>K645 723 000</b></p>
	<p>ST : 31,70</p> <p>TB : 55,00</p> <p>ØH : 70,00</p> <p>Hz : -1,50</p> <p>Hx/y : 0,00 0,00</p> <p>ØV :</p> <p>Vz : -4,00 -4,00</p> <p>T1 : 7,00</p>	<p><b>R01</b>  1,20 SR</p> <p><b>R26</b>  1,50 SR</p> <p><b>R38</b>  2,50 SR.R</p>	<p>Type : DS</p> <p>Coating :</p> <p>Ø A : 79,50</p> <p>Ø C : 84,00</p> <p>H : 5,00</p> <p>L : 129,00</p> <p>F :</p>	<p>Montaj Yüksekliği</p>				
 <p>19,50 x 62,00 x 12,00</p>								



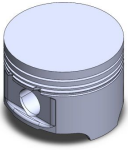




**RENAULT P645 724 Ø79,50**






 <p><b>Ø79,5</b></p> <p>BSG,S</p> <p>4</p> <p><b>Benzin Engine:</b> Megane II 1.6 16V, Clio II 1.6 16V, Laguna II 1.6 16V, Kangoo II 1.6 16V, Kango 1.6 16V, Clio 1.6 16V, Laguna 1.6 16V</p> <p><b>K 4 M 690-697-698</b>  <b>K 4 M 700-701-704 -706-708</b>  <b>K 4 M 708-732-734 -736-740-742-743 -744-745-748 / K 4 M 720-710-718 / K 4 M 700-701-704 -706-707-708-709 -712-776</b>                  4-Cyl. 1600 cc 95-107 -110-116 Ps</p>	<p><b>P645 724 000</b> STD STD <b>R645 724 000</b> <b>S645 724 000</b> <b>L645 706 000</b> STD <b>K645 724 000</b></p> <p><b>P645 724 025</b> STD +0,25 <b>R645 724 025</b> <b>S645 724 025</b></p> <p><b>P645 724 050</b> STD +0,50 <b>R645 724 050</b> <b>S645 724 050</b></p> <p><b>P645 724 001</b> STD +1,00 <b>R645 724 001</b> <b>S645 724 001</b></p> <p><b>P645 724 250</b> -0,25 +0,50 <b>R645 724 050</b> <b>S645 724 250</b></p>	<p>ST : 31,70</p> <p>TB : 55,00</p> <p>ØH : 69,50</p> <p>Hz : -1,40</p> <p>Hx/y : 0,00 0,00</p> <p>ØV : 23,00 23,00</p> <p>Vz : -2,00 -2,00</p> <p>T1 : 6,00</p>	<p><b>R01</b>  1,50 SR</p> <p><b>R26</b>  1,50 SR</p> <p><b>R38</b>  2,50 SR.R</p>	<p>Type : DS</p> <p>Coating :</p> <p>Ø A : 79,50</p> <p>Ø C : 84,00</p> <p>H : 5,00</p> <p>L : 129,00</p> <p>F :</p>	<p>Montaj Yüksekliği</p>
	 <p>19,50 x 62,00 x 12,00</p>				

**RENAULT P645 725 Ø79,50**

 <p><b>Ø79,5</b></p> <p>BSG,S</p> <p>4</p> <p><b>Benzin Engine:</b> <b>K7M 732</b>                  4-Cyl. Benzin 1600cc 90 HP                  Clio, Dacia Logan 1,6 2004-...</p>	<p><b>P645 725 000</b> STD STD <b>R645 725 000</b> <b>S645 725 000</b> <b>L645 706 000</b> STD <b>K645 725 000</b></p> <p><b>P645 725 050</b> STD +0,50 <b>R645 725 050</b> <b>S645 725 050</b></p> <p><b>P645 725 001</b> STD +1,00 <b>R645 725 001</b> <b>S645 725 001</b></p>	<p>ST : 28,31</p> <p>TB : 52,81</p> <p>ØH :</p> <p>Hz :</p> <p>Hx/y :</p> <p>ØV :</p> <p>Vz :</p> <p>T1 : 5,30</p>	<p><b>R01</b>  1,50 SR</p> <p><b>R26</b>  1,50 SR</p> <p><b>R38</b>  2,50 SR.R</p>	<p>Type : DS</p> <p>Coating :</p> <p>Ø A : 79,50</p> <p>Ø C : 84,00</p> <p>H : 5,00</p> <p>L : 129,00</p> <p>F :</p>	<p>Montaj Yüksekliği</p>
	 <p>19,00 x 62,00 x 11,00</p>				








RENAULT		P645 726				Ø79,50		
 <p><b>Ø79,5</b></p> <p>BSG,S</p> <p>4</p> <p>Benzin Engine: Clio, Logan, Sandero 1.4i</p> <p><b>K 7 J 710/714</b></p> <p>1400 cc 55 Kw (75 Ps)</p> <p>Clio Symbol 1.4i 8V Dacia Logan, Solenza 1996.-....</p>	<p><b>P645 726 000</b></p> <p><b>P645 726 050</b></p> <p><b>P645 726 001</b></p>	<p>STD</p> <p>STD</p> <p>STD</p>	<p>STD</p> <p>+0,50</p> <p>+1,00</p>	<p><b>R645 726 000</b></p> <p><b>R645 726 050</b></p> <p><b>R645 726 001</b></p>	<p><b>S645 726 000</b></p> <p><b>S645 726 050</b></p> <p><b>S645 726 001</b></p>	<p><b>L645 706 000</b></p>	<p>STD</p>	<p><b>K645 726 000</b></p>
	<p>ST : 35,83</p> <p>TB : 58,00</p> <p>ØH :</p> <p>Hz :</p> <p>Hx/y :</p> <p>ØV :</p> <p>Vz :</p> <p>T1 : 6,30</p>		<p><b>R02</b>  1,50 SR</p> <p><b>R26</b>  1,50 SR</p> <p><b>R38</b>  2,50 SR.R</p>		<p>Type : DS</p> <p>Coating :</p> <p>Ø A : 79,50</p> <p>Ø C : 84,00</p> <p>H : 5,00</p> <p>L : 129,00</p> <p>F :</p>		<p>Montaj Yüksekliği</p>	
 <p>19,00 x 62,00 x 11,00</p>								






RENAULT		P645 727				Ø79,50		
 <p><b>Ø79,5</b></p> <p>BSG,S</p> <p>4</p> <p>Benzin Engine: Clio, Logan, Sandero 1.4i</p> <p><b>K 7 J 710/714</b></p> <p>1400 cc 55 Kw (75 Ps)</p> <p>Clio Symbol 1.4i 8V Dacia Logan, Solenza 1996.-....</p>	<p><b>P645 727 000</b></p> <p><b>P645 727 050</b></p> <p><b>P645 727 001</b></p>	<p>STD</p> <p>STD</p> <p>STD</p>	<p>STD</p> <p>+0,50</p> <p>+1,00</p>	<p><b>R645 727 000</b></p> <p><b>R645 727 050</b></p> <p><b>R645 727 001</b></p>	<p><b>S645 727 000</b></p> <p><b>S645 727 050</b></p> <p><b>S645 727 001</b></p>	<p><b>L645 706 000</b></p>	<p>STD</p>	<p><b>K645 727 000</b></p>
	<p>ST : 34,80</p> <p>TB : 57,00</p> <p>ØH :</p> <p>Hz :</p> <p>Hx/y :</p> <p>ØV :</p> <p>Vz :</p> <p>T1 : 5,30</p>		<p><b>R02</b>  1,50 SR</p> <p><b>R26</b>  1,50 SR</p> <p><b>R38</b>  2,50 SR.R</p>		<p>Type : DS</p> <p>Coating :</p> <p>Ø A : 79,50</p> <p>Ø C : 84,00</p> <p>H : 5,00</p> <p>L : 129,00</p> <p>F :</p>		<p>Montaj Yüksekliği</p>	
 <p>19,00 x 62,00 x 11,00</p>								

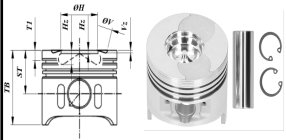



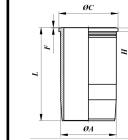









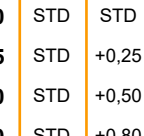

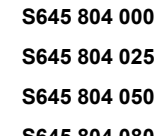


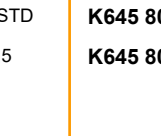








**RENAULT P645 801 Ø80,00**

 <p><b>Ø80</b></p> <p>RC,OCP,YP,T</p> <p>4</p> <p>Diesel Engine : Megane CC III 1.6 dCi, Fluence 1.6 dCi, Megane III Hatchback (BZO/1), Megane CC (EZ0/1), SCENIC III (JZ0/1) 1.6 dCi, MEGANE III Grandtour (KZ0/1) 1.6 dCi (KZ00, KZ12, KZ13), TRAFIC III Box (FG -) 1.6 dCi 115 (FGMD), KADJAR (HA , HL ) 1.6 dCi 130, TALISMAN (L2M) 1.6 dCi 130</p> <p><b>R9M 405/404/408 Euro5</b></p> <p><b>R9M 408 / R9M 409 Euro5</b></p> <p><b>R9M 413 / R9M 414 / R9M 450 / R9M 452/453</b></p> <p><b>Fiat, Mercedes, Nissan, Opel</b></p>	<p><b>P645 801 000</b> STD STD <b>R645 801 000</b> <b>S645 801 000</b></p> <p><b>P645 801 050</b> STD +0,50 <b>R645 801 050</b> <b>S645 801 050</b></p> <p><b>P645 801 200</b> -0,20 STD <b>R645 801 000</b> <b>S645 801 200</b></p> <p><b>P645 801 250</b> -0,20 +0,50 <b>R645 801 050</b> <b>S645 801 250</b></p>						
	<p>ST : 46,00</p> <p>TB : 73,25</p> <p>ØH : 46,50</p> <p>Hz : -12,35 -4,35</p> <p>Hx/y : 0,00 0,00</p> <p>ØV : 25,00 25,00</p> <p>Vz : -0,30 -0,30</p> <p>T1 : 9,50</p>	<p><b>R11</b>  2,00 ETR6°</p> <p><b>R06</b>  1,75 SR</p> <p><b>R36</b>  2,00 SR.R</p>					
 <p>30,00 x 60,00 x 13,50</p>							Montaj Yüksekliği






**RENAULT P645 802 Ø80,00**

 <p><b>Ø80</b></p>	<p><b>P645 802 000</b> STD STD <b>R645 802 000</b> <b>S645 802 000</b></p> <p><b>P645 802 050</b> STD +0,50 <b>R645 802 050</b> <b>S645 802 050</b></p>						
	<p>ST : 46,00</p> <p>TB : 73,25</p> <p>ØH : 46,50</p> <p>Hz : -12,35 -4,35</p> <p>Hx/y : 0,00 0,00</p> <p>ØV : 25,00 25,00</p> <p>Vz : -0,30 -0,30</p> <p>T1 : 9,50</p>	<p><b>R11</b>  2,50 ETR6°</p> <p><b>R06</b>  2,00 SR</p> <p><b>R36</b>  2,00 SR.R</p>					
 <p>30,00 x 60,00 x 13,50</p>							Montaj Yüksekliği





RENAULT		P645 803				Ø80,00		
       	 <b>Ø80</b> RC,SP 4 <b>Diesel Engine:</b> Clio I 1.9 D, EXPRESS 1.9 D, R 19 I 1.9 D, R 19 II 1.9 D, RAPID/EXPRESS 1.9 D. 1990 - 1996 <b>F8Q 742 / 722 / 724</b> <b>/ 732 / 774 / 776</b> R 4 Cyl. 1870 cm, 40 - 48 kW (55 - 65 RS), 22,5:1	<b>P645 803 000</b> STD STD <b>P645 803 050</b> STD +0,50 <b>P645 803 025</b> STD +0,25	<b>R645 803 000</b> <b>R645 803 050</b> <b>R645 803 025</b>	<b>S645 803 000</b> <b>S645 803 050</b> <b>S645 803 025</b>	<b>L645 807 000</b> <b>L645 807 001</b>	STD Ø A : ,5	<b>K645 803 000</b> <b>K645 803 001</b>	
	ST : 42,50 TB : 67,40 ØH : Hz : -0,70 Hx/y : -12,55 12,55 ØV : Vz : T1 : 12,90	 24,00 x 63,00 x 13,00	<b>R01</b>  2,00 SR <b>R02</b>  2,00 SR <b>R35</b>  3,00 SR.R	<b>Type</b> : DS <b>Coating</b> : Ø A : 83,00 Ø C : 85,00 H : 5,00 L : 155,00 F :	<b>Montaj Yüksekliği</b> 1,65 mm conta ile 0 / +0,87 1,75 mm conta ile + 0,87 / +1,00 1,85 mm conta ile + 1,00 / ...			
RENAULT		P645 804				Ø80,00		
       	 <b>Ø80</b> S 4 <b>Diesel Engine:</b> <b>F 8Q , 630, 632,</b> <b>662</b> R 4 Diesel, 1870 cm³ 48 kW (65 PS) 21.5:1, Motor-Nr. 970809... Kangoo 1.9 D / Clio 08/1995..04/1996 / Expass 1991... / Kangoo 05/1998...1999 / Megane 1996...03/1999 R 19 09/ 1988...02/1996 / R 21 1989... / Rapid 01/1996...12/1997 <b>Dacia</b>	<b>P645 804 000</b> STD STD <b>P645 804 025</b> STD +0,25 <b>P645 804 050</b> STD +0,50 <b>P645 804 080</b> STD +0,80 <b>P645 804 001</b> STD +1,00 <b>P645 804 200</b> -0,20 STD	<b>R645 804 000</b> <b>R645 804 025</b> <b>R645 804 050</b> <b>R645 804 080</b> <b>R645 804 001</b> <b>R645 804 000</b>	<b>S645 804 000</b> <b>S645 804 025</b> <b>S645 804 050</b> <b>S645 804 080</b> <b>S645 804 001</b> <b>S645 804 200</b>	<b>L645 807 000</b> <b>L645 807 001</b>	STD Ø A : ,5	<b>K645 804 000</b> <b>K645 804 001</b>	
	ST : 42,25 TB : 70,50 ØH : 24,00 Hz : -158,00 -4,40 Hx/y : ØV : Vz : T1 : 12,40	 24,00 x 63,00 x 13,00	<b>R01</b>  2,00 SR <b>R06</b>  2,00 SR <b>R35</b>  3,00 SR.R	<b>Type</b> : DS <b>Coating</b> : Ø A : 83,00 Ø C : 85,00 H : 5,00 L : 155,00 F :	<b>Montaj Yüksekliği</b> 1,40 mm conta ile + 0,55 / + 0,65 1,50 mm conta ile + 0,65 / + 0,75 1,60 mm conta ile + 0,75 / + 0,85			



**RENAULT P645 805 Ø80,01**







 <p><b>Ø80,01</b></p> <p>RC,OCP 4</p> <p>Diesel Engine: <b>Laguna II 1.9 dCi, Magane II 1.9 dCi, Scenic II 1.9 dCi, Espace IV 1.9 dCi</b></p> <p><b>F 9 Q</b> <b>650/750/756/758/759/800</b> 1870 cm³ 88 kW (120 PS) 18,3:1 03/2001</p> <p><b>F 9 Q</b> <b>812/816/818/820/826</b> 1870 cm³ 88 kW (120 PS) 18,3:1 11/2002 Nissan</p>	<p><b>P645 805 000</b> STD STD <b>R645 805 000</b> <b>S645 805 000</b> <b>L645 808 000</b> STD <b>K645 805 000</b></p>		
	<p><b>P645 805 025</b> STD +0,25 <b>R645 805 025</b> <b>S645 805 025</b> <b>L645 808 001</b> Ø A : ,5 <b>K645 805 001</b></p>		
	<p><b>P645 805 050</b> STD +0,50 <b>R645 805 050</b> <b>S645 805 050</b></p>		
	<p><b>P645 805 001</b> STD +1,00 <b>R645 805 001</b> <b>S645 805 001</b></p>		
<p>ST : 47,04 TB : 77,00 ØH : 38,00 Hz : -17,80 -5,65 Hx/y : -3,50 1,25 ØV : 34,00 37,00 Vz : -0,75 -0,75 T1 : 10,70</p>	<p><b>R02</b>  2,50 SR <b>R08</b>  2,00 SR <b>R35</b>  3,00 SR.R</p>	<p>Type : DS Coating : Ø A : 83,00 Ø C : 85,00 H : 5,00 L : 155,00 F :</p>	<p>Montaj Yüksekliği + 0,60 / + 0,80</p>
 <p>28,00 x 60,00 x 13,00</p>			

**RENAULT P645 806 Ø80,01**

 <p><b>Ø80,01</b></p> <p>RC,OCP 4</p> <p>Diesel Engine : <b>Megane III Hatchback 1.9 dCi</b></p> <p><b>F9Q 870 / 872</b> 4-Cyl. 1870 cc 96 Kw 131 PS 16,6:1 11.2008...</p>	<p><b>P645 806 000</b> STD STD <b>R645 806 000</b> <b>S645 806 000</b></p>		
	<p><b>P645 806 050</b> STD +0,50 <b>R645 806 050</b> <b>S645 806 050</b></p>		
	<p><b>P645 806 001</b> STD +1,00 <b>R645 806 001</b> <b>S645 806 001</b></p>		
	<p>ST : 46,96 TB : 70,00 ØH : 48,00 Hz : -13,27 -6,00 Hx/y : -1,50 0,50 ØV : 33,00 36,00 Vz : -0,35 -0,35 T1 : 9,10</p>	<p><b>R01</b>  2,50 SR <b>R06</b>  2,00 SR <b>R35</b>  3,00 SR.R</p>	<p>Montaj Yüksekliği</p>
 <p>28,00 x 64,00 x 13,00</p>			










RENAULT		P645 807				Ø80,01		
 <p><b>Ø80,01</b></p> <p>RC,YP,T 4</p> <p>Diesel Engine: <b>Laguna Grandtour 1.9 dTi, Megane I 1.9 dTi, Megane I 1.9 dCi, Scenic I 1,9 dCi RX4, Clio II 1.9 dTi, Kangoo 1.9 dCi 4x4</b></p> <p><b>F 9 Q.710, 717, 718</b> 1870 cm³,74 kW (101 PS)18,3:1 Turbo / Laguna 08/1999...03/2001</p> <p><b>F 9 Q.730, 732, 734</b> 1870 cm³,72 kW (98 PS) 18,3:1 Turbo / Megane 09/1996...</p> <p><b>F 9 Q.740</b> 1870 cm³,75 kW (102 PS)19:1 / Scenic 07/2000... /</p> <p><b>F 9 Q.780, 782</b> 1870 cm³,59 kW (80 PS) 18,3:1 / Clio 2000 05/2001 /</p>	<p><b>P645 807 000</b> STD STD</p> <p><b>P645 807 025</b> STD +0,25</p> <p><b>P645 807 050</b> STD +0,50</p> <p><b>P645 807 001</b> STD +1,00</p>			<p><b>R645 807 000</b></p> <p><b>R645 807 025</b></p> <p><b>R645 807 050</b></p> <p><b>R645 807 001</b></p>	<p><b>S645 807 000</b></p> <p><b>S645 807 025</b></p> <p><b>S645 807 050</b></p> <p><b>S645 807 001</b></p>	<p><b>L645 809 000</b></p> <p><b>L645 809 001</b></p> 	<p>STD</p> <p>Ø A : ,5</p>	<p><b>K645 807 000</b></p> <p><b>K645 807 001</b></p>
	<p>ST : 47,06</p> <p>TB : 77,40</p> <p>ØH : 38,00</p> <p>Hz : -17,80 -5,55</p> <p>Hx/y : -3,40 2,20</p> <p>ØV : 34,00 36,50</p> <p>Vz : -0,75 -0,75</p> <p>T1 : 11,00</p>	<p><b>R01</b>  2,50 SR</p> <p><b>R06</b>  2,00 SR</p> <p><b>R35</b>  3,00 SR.R</p>	<p>Type : DS</p> <p>Coating :</p> <p>Ø A : 83,00</p> <p>Ø C : 85,00</p> <p>H : 5,00</p> <p>L : 155,00</p> <p>F :</p>	<p>Montaj Yüksekliği</p> <p>+ 0,60 / + 0,80</p>				
	 <p>28,00 x 60,00 x 13,00</p>							






RENAULT		P645 808				Ø82,70	
 <p><b>Ø82,7</b></p>	<p><b>P645 808 000</b> STD STD</p> <p><b>P645 808 050</b> STD +0,50</p>			<p><b>R645 808 000</b></p> <p><b>R645 808 050</b></p>	<p><b>S645 808 000</b></p> <p><b>S645 808 050</b></p>		
	<p>ST : 30,80</p> <p>TB : 56,60</p> <p>ØH : 67,70</p> <p>Hz : -1,30</p> <p>Hx/y : 0,00 0,00</p> <p>ØV : 30,00 30,00</p> <p>Vz : -0,70 -0,70</p> <p>T1 : 6,90</p>	<p><b>R01</b>  1,20 SR</p> <p><b>R26</b>  1,75 SR</p> <p><b>R37</b>  3,00 SR</p>					
	 <p>21,00 x 53,00 x 12,00</p>						



**RENAULT P645 809 Ø84,00**

 <p><b>Ø84</b></p> <p>RC,OCP,YP,T 4</p> <p>Diesel Engine: 2.0 dCi 115 (EL0H) <b>V9X</b> <b>M9R 692 Euro5</b> <b>M9R</b> <b>854/858/610/615/86</b> <b>5 Euro4</b> 4-Cyl. 150-173 PS (110-127 kW)</p>	<p><b>P645 809 000</b> STD STD <b>R645 809 000</b> <b>S645 809 000</b></p> <p><b>P645 809 050</b> STD +0,50 <b>R645 809 050</b> <b>S645 809 050</b></p> <p><b>P645 809 001</b> STD +1,00 <b>R645 809 001</b> <b>S645 809 001</b></p>						
	<p>ST : 47,90</p> <p>TB : 76,00</p> <p>ØH : 50,00</p> <p>Hz : -14,00 -5,50</p> <p>Hx/y : 0,00 0,50</p> <p>ØV : 32,00 32,00</p> <p>Vz : -0,30 -0,30</p> <p>T1 : 9,50</p>	<p><b>R11</b>  2,50 ETR7°</p> <p><b>R06</b>  2,00 SR</p> <p><b>R35</b>  2,00 SR.R</p>					
 <p>32,00 x 65,00 x 14,00</p>							Montaj Yüksekliği

**RENAULT P645 810 Ø84,00**

 <p><b>Ø84</b></p> <p>RC,OCP,YP,T 4</p> <p>Diesel Engine: 2.0 dCi 115 (EL0H) <b>M9R 692 Euro5</b> <b>M9R</b> <b>630/610/854/858</b> <b>Euro4</b> 4-Cyl. 150-173 PS (118-120 kW)</p>	<p><b>P645 810 000</b> STD STD <b>R645 810 000</b> <b>S645 810 000</b></p> <p><b>P645 810 050</b> STD +0,50 <b>R645 810 050</b> <b>S645 810 050</b></p> <p><b>P645 810 001</b> STD +1,00 <b>R645 810 001</b> <b>S645 810 001</b></p>						
	<p>ST : 47,90</p> <p>TB : 76,00</p> <p>ØH : 50,00</p> <p>Hz : -14,00 -5,50</p> <p>Hx/y : 0,00 0,50</p> <p>ØV : 32,00 32,00</p> <p>Vz : -0,30 -0,30</p> <p>T1 : 9,50</p>	<p><b>R01</b>  2,00 SR</p> <p><b>R06</b>  2,00 SR</p> <p><b>R35</b>  2,00 SR.R</p>					
 <p>32,00 x 65,00 x 14,00</p>							



RENAULT		P645 811				Ø84,00		
 <p><b>Ø84</b></p>	<b>P645 811 000</b> <b>P645 811 050</b> <b>P645 811 001</b>	STD STD STD	STD +0,50 +1,00	<b>R645 811 000</b> <b>R645 811 050</b> <b>R645 811 001</b>	<b>S645 811 000</b> <b>S645 811 050</b> <b>S645 811 001</b>			
	ST : 48,00 TB : 76,00 ØH : 50,00 Hz : -14,00 -5,50 Hx/y : 0,00 0,50 ØV : 30,00 30,00 Vz : -0,40 -0,40 T1 : 9,10	<b>R11</b>  2,50 ETR7° <b>R28</b>  2,00 SR <b>R35</b>  2,00 SR.R						
 <p>32,00 x 65,00 x 14,00</p>								






RENAULT		P645 812				Ø84,00		
 <p><b>Ø84</b></p> <p>RC,OCP,YP,T</p> <p>4</p> <p>Diesel Engine: Grand Scenic II 2.0 dCi, Laguna II 2.0 dCi, Megane II Coupe-Cabriolet 2.0 dCi, Megane II Estate 2.0 dCi, Megane II Saloon 2.0 dCi, Scenic II 2.0 dCi, Laguna II 2.0 dCi, Laguna III 2.0 dCi, Espace IV 2.0 dCi, Trafic II Box 2.0 dCi 90, Trafic II Box 2.0 dCi 115</p> <p><b>M9R</b>  <b>700/721/722/724/740/742/744/746/748/750</b> 4-Cyl. 1995cc, 110/127/ kW (150/173 PS) 09/05  <b>M9R 780 Euro4</b>, 4-Cyl. 1995cc, 84-66 kW (114-90 PS) 08/06                      Nissan, Opel, Vauxhall</p>	<b>P645 812 000</b> <b>P645 812 050</b> <b>P645 812 001</b>	STD STD STD	STD +0,50 +1,00	<b>R645 812 000</b> <b>R645 812 050</b> <b>R645 812 001</b>	<b>S645 812 000</b> <b>S645 812 050</b> <b>S645 812 001</b>			
	ST : 48,00 TB : 76,00 ØH : 49,15 Hz : -14,85 -5,50 Hx/y : 0,00 0,50 ØV : 30,00 30,00 Vz : -0,40 -0,40 T1 : 9,10	<b>R11</b>  2,50 ETR7° <b>R28</b>  2,00 SR <b>R35</b>  2,00 SR.R						
 <p>32,00 x 65,00 x 14,00</p>								






RENAULT		P645 813				Ø85,00		
 <p><b>Ø85</b> RC,OCP,T</p> <p>Diesel Engine: Master III 2.3 DCI, NV400 2.3 dCi, <b>M9T 702 / 700 / 710 Euro5 - M9T 880 Euro5</b> 4-Cyl. 16 Valv. 2299cc 100-KW, 136 PS</p>	<b>P645 813 000</b> <b>P645 813 050</b>	STD STD	STD +0,50	<b>R645 813 000</b> <b>R645 813 050</b>	<b>S645 813 000</b> <b>S645 813 050</b>			
	ST : 47,83 TB : 73,92 ØH : 50,00 Hz : -16,20 -7,20 Hx/y : 0,00 0,00 ØV : Vz : 0,30 -0,30 T1 : 9,60	R11  2,00 ETR7° R08  1,75 SR R35  2,00 SR.R						
	 <p>32,00 x 67,50 x 16,00</p>							






RENAULT		P645 814				Ø85,01		
 <p><b>Ø85,01</b> RC,OCP,YP,T 4</p> <p>Diesel Engine: <b>M9T 606/670, 672 Euro 4, 676 Euro5, 678/680, 686 Euro5, 690, 692/694/696 Euro4, M9T 870/872/876/880/882/892/890/898</b> Master III 2.3 dCi 100 04/2010 Master III 2.3 dCi 125 / 150 04/2010 <b>Opel, Nissan, Vauxhall</b></p>	<b>P645 814 000</b> <b>P645 814 050</b> <b>P645 814 025</b> <b>P645 814 200</b> <b>P645 814 250</b> <b>P645 814 01</b>	STD STD STD -0,20 -0,20 +1,00	STD +0,50 +0,25 STD +0,50 +1,00	<b>R645 814 000</b> <b>R645 814 050</b> <b>R645 814 025</b> <b>R645 814 000</b> <b>R645 814 050</b> <b>R645 814 001</b>	<b>S645 814 000</b> <b>S645 814 050</b> <b>S645 814 025</b> <b>S645 814 200</b> <b>S645 814 250</b> <b>S645 814 01</b>			
	ST : 47,88 TB : 76,00 ØH : 50,00 Hz : -16,20 -7,50 Hx/y : 0,00 0,50 ØV : 30,00 30,00 Vz : -0,40 -0,40 T1 : 9,30	R11  2,50 ETR7, 5° R21  2,00 SR R35  2,00 SR.R						Montaj Yüksekliği + 0,30 / + 0,60
	 <p>32,00 x 65,00 x 14,00</p>							








RENAULT		P645 815				Ø86,00		
 <p><b>Ø86</b></p> <p>RC,SP,YP,S</p> <p>4</p> <p><b>Diesel Engine:</b> Espace 2.1 TD, Espace II 2.1 TD, Espace II 2.1 TD, Safrane I 2.1 dT, 21 2.1 Turbo-D, 21 Estate 2.1 Turbo-D,</p> <p><b>J8S 760 / J8S 604 / J8S 610 / J8S 612 / J8S 786 (KAT)</b></p> <p>4 Cyl. 2068cc. 62-65,5 Kw (85 -88 Ps) 21,5:1 Turbo Espace, Master, R 21 Turbo D/DX, R 25, Safrane, Traffic</p>	<p><b>P645 815 000</b></p> <p><b>P645 815 050</b></p>	<p>STD</p> <p>STD</p>	<p>STD</p> <p>+0,50</p>	<p><b>R645 815 000</b></p> <p><b>R645 815 050</b></p>	<p><b>S645 815 000</b></p> <p><b>S645 815 050</b></p>	<p><b>L645 810 000</b></p>	<p>STD</p>	<p><b>K645 815 000</b></p>
	<p>ST : 51,00</p> <p>TB : 84,00</p> <p>ØH : 23,50</p> <p>Hz : -1,95      -4,00</p> <p>Hx/y : -12,55    0,00</p> <p>ØV : 35,00</p> <p>Vz : -0,35</p> <p>T1 : 13,70</p>	<p><b>R17</b>  2,50 TR15°</p> <p><b>R08</b>  2,50 SR</p> <p><b>R35</b>  3,00 SR.R</p>	<p>Type : W</p> <p>Coating :</p> <p>Ø A : 93,60</p> <p>Ø C :</p> <p>H : 93,05</p> <p>L : 166,00</p> <p>F :</p>	<p>Montaj Yüksekliği</p>				
 <p>28,00 x 68,00 x 16,00</p>								

RENAULT		P645 816				Ø86,00		
 <p><b>Ø86</b></p>	<p><b>P645 816 000</b></p> <p><b>P645 816 050</b></p>	<p>STD</p> <p>STD</p>	<p>STD</p> <p>+0,50</p>	<p><b>R645 816 000</b></p> <p><b>R645 816 050</b></p>	<p><b>S645 816 000</b></p> <p><b>S645 816 050</b></p>			
	<p>ST : 51,00</p> <p>TB : 84,00</p> <p>ØH : 23,50</p> <p>Hz : -1,95      -4,00</p> <p>Hx/y : -12,55    0,00</p> <p>ØV : 35,00</p> <p>Vz : -0,35</p> <p>T1 : 13,80</p>	<p><b>R02</b>  2,25 SR</p> <p><b>R06</b>  2,00 SR</p> <p><b>R35</b>  3,00 SR.R</p>	<p>Montaj Yüksekliği</p>					
 <p>28,00 x 68,00 x 16,00</p>								








RENAULT				P645 817				Ø87,01	
 <p><b>Ø87,006</b></p> <p>RC,YP,T 4</p> <p>Diesel Engine : <b>Vel Satis 2.2 dCi, Espace III 2.2 dCi, Master II Box 2.2 dCi 90, Master II Platform/Chassis 2.2 dCi 90</b>  <b>G9T 607 / 710 / 720 / 722 / 750</b>  <b>G9T 722</b>                      R 4 Diesel 2188 ccm 4V 110 kW (150 PS) 18:1 Turbo, Intercooler / C. Rail, Espace IV 2.2 TDCI, Laguna 2.2 TDCI, Master 2.2 TDCI, Velsatis 2.2 TDCI, 2000.-...  <b>Opel</b></p>	<b>P645 817 000</b> <b>P645 817 050</b>	STD STD	STD +0,50	<b>R645 817 000</b> <b>R645 817 050</b>	<b>S645 817 000</b> <b>S645 817 050</b>	<b>L645 811 000</b>	STD	<b>K645 817 000</b>	
	ST : 54,53 TB : 84,20 ØH : 40,40 Hz : -17,50 -5,85 Hx/y : 0,00 0,00 ØV : 32,50 32,50 Vz : -2,00 -2,00 T1 : 12,90	 <p>31,00 x 65,00 x 15,00</p>	<b>R11</b>  3,00 ETR7° <b>R06</b>  1,75 SR <b>R34</b>  2,50 SR	Type : DS Coating : Ø A : 90,00 Ø C : 91,50 H : 5,00 L : 167,00 F :	Montaj Yüksekliği + 0,06 / + 0,040				

RENAULT				P645 818				Ø87,01	
 <p><b>Ø87,01</b></p> <p>RC,OCP 4</p> <p>Diesel Engine : <b>Laguna II 2.2 dCi, Espace III 2.2 dCi, Espace IV 2.2 dCi, Laguna 2.2 TDCI</b>  <b>G9T 605/606/645 Euro 4</b>  <b>G9T 642/700/702/703/704/706/707/742/743</b>                      R 4 Diesel 2188 ccm 4V 110 kW (150 PS) 03.2001                      Espace IV 2.2 dCi 16V / Laguna Grandtour II 2.2 dCi                      Laguna II 2.2 dCi 16V / Vel Satis 2.2 dCi 16V</p>	<b>P645 818 000</b> <b>P645 818 050</b>	STD STD	STD +0,50	<b>R645 818 000</b> <b>R645 818 050</b>	<b>S645 818 000</b> <b>S645 818 050</b>	<b>L645 811 000</b>	STD	<b>K645 818 000</b>	
	ST : 54,53 TB : 84,20 ØH : 40,40 Hz : -17,50 -5,85 Hx/y : 0,00 0,00 ØV : 31,50 31,50 Vz : -1,60 -1,60 T1 : 12,80	 <p>31,00 x 65,00 x 15,00</p>	<b>R11</b>  3,00 ETR7° <b>R06</b>  1,75 SR <b>R34</b>  2,50 SR	Type : DS Coating : Ø A : 90,00 Ø C : 91,50 H : 5,00 L : 167,00 F :	Montaj Yüksekliği				



RENAULT		P645 819				Ø89,00		
 <p><b>Ø89</b></p> <p>RC, OCP</p> <p>4</p> <p>Diesel Engine: TRAFIC II Platform/Chassis (EL) 2,5 dCi, TRAFIC 44 Box (FL) 2,5 dCi, TRAFIC II Bus (JL) 2,5 dCi 115, TRAFIC II Bus (FL) 2,5 dCi 145 (FL0J)</p> <p><b>G9U Euro 4 630</b></p> <p>2463 cm³, 107 kW (145 PS) 2006...-</p> <p>Opel, Nissan, Vauxhall</p>	<p><b>P645 819 000</b></p> <p><b>P645 819 050</b></p>	<p>STD</p> <p>STD</p>	<p>STD</p> <p>+0,50</p>	<p><b>R645 819 000</b></p> <p><b>R645 819 050</b></p>	<p><b>S645 819 000</b></p> <p><b>S645 819 050</b></p>			
	<p>ST : 53,08</p> <p>TB : 83,09</p> <p>ØH : 48,00</p> <p>Hz : -16,13 -4,80</p> <p>Hx/y : 0,00 0,00</p> <p>ØV : 30,00 30,00</p> <p>Vz : -1,70 -1,70</p> <p>T1 : 12,85</p>	<p><b>R11</b>  3,00 ETR7°</p> <p><b>R06</b>  1,75 SR</p> <p><b>R35</b>  2,50 SR</p>						
 <p>31,00 x 68,00 x 18,00</p>								Montaj Yüksekliği











RENAULT		P645 820				Ø89,00		
 <p><b>Ø89</b></p> <p>RC, YP, T</p> <p>4</p> <p>Diesel Engine: Master II Box 2.5 dCi 120, Master II 2.5 dCi, Trafic II Box 2.5 DTi,</p> <p><b>G9U Euro 3</b> <sup>2463</sup> cm³, 84 kW (115 PS) 17,75:1 Common Rail / Movano 2,5 CDTI 16 V</p> <p><b>G9U</b></p> <p><b>720,724,730,750,754 Euro3</b> <sup>2463</sup> cm³, 84 kW (115 PS) 17,75:1 Common Rail / Master 2,5 DCI 120 2004...</p> <p>Opel, Nissan, Vauxhall</p>	<p><b>P645 820 000</b></p> <p><b>P645 820 050</b></p> <p><b>P645 820 200</b></p> <p><b>P645 820 250</b></p>	<p>STD</p> <p>STD</p> <p>-0,20</p> <p>-0,20</p>	<p>STD</p> <p>+0,50</p> <p>STD</p> <p>+0,50</p>	<p><b>R645 820 000</b></p> <p><b>R645 820 050</b></p> <p><b>R645 820 000</b></p> <p><b>R645 820 050</b></p>	<p><b>S645 820 000</b></p> <p><b>S645 820 050</b></p> <p><b>S645 820 200</b></p> <p><b>S645 820 250</b></p>	<p><b>L645 812 000</b></p>	<p>STD</p>	<p><b>K645 820 000</b></p>
	<p>ST : 53,03</p> <p>TB : 83,09</p> <p>ØH : 43,20</p> <p>Hz : -17,85 -5,80</p> <p>Hx/y : 0,00 0,00</p> <p>ØV : 32,00 32,00</p> <p>Vz : -1,60 -1,60</p> <p>T1 : 12,20</p>	<p><b>R01</b>  2,50 SR</p> <p><b>R08</b>  1,75 SR</p> <p><b>R35</b>  2,50 SR</p>					<p>Type : DS</p> <p>Coating :</p> <p>Ø A : 92,00</p> <p>Ø C : 93,50</p> <p>H : 5,00</p> <p>L : 168,00</p> <p>F :</p>	
 <p>31,00 x 65,00 x 15,00</p>								

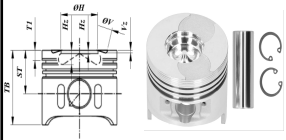


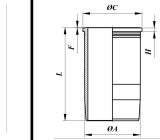





















RENAULT		P645 821				Ø89,00	
 <p><b>Ø89</b></p> <p>RC,YP,T 4</p> <p>Diesel Engine: MASTER II Bus (JD), MASTER II Box (FD), MASTER II Platform/Chassis (ED/HD/UD), MASTER II Box (FD)</p> <p><b>G9U Euro 4 650</b> 2463 cm³, 74-88 kW (101-120 PS) 21,25:1</p> <p>Opel, Nissan, Vauxhall</p>	<p><b>P645 821 000</b> STD STD <b>R645 821 000</b> <b>S645 821 000</b></p> <p><b>P645 821 050</b> STD +0,50 <b>R645 821 050</b> <b>S645 821 050</b></p> <p><b>P645 821 200</b> -0,20 STD <b>R645 821 000</b> <b>S645 821 200</b></p> <p><b>P645 821 250</b> -0,20 +0,50 <b>R645 821 050</b> <b>S645 821 250</b></p>						
	<p>ST : 53,08</p> <p>TB : 83,09</p> <p>ØH : 48,00</p> <p>Hz : -16,13 -4,85</p> <p>Hx/y : 0,00 0,00</p> <p>ØV : 32,00 32,00</p> <p>Vz : -1,50 -1,50</p> <p>T1 : 12,00</p>	<p><b>R06</b>  3,00 ETR7°</p> <p><b>R21</b>  1,75 SR</p> <p><b>R35</b>  2,50 SR</p>					
 <p>31,00 x 65,00 x 15,00</p>							Montaj Yüksekliği

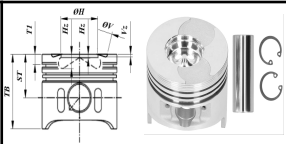



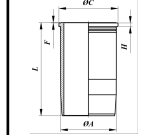







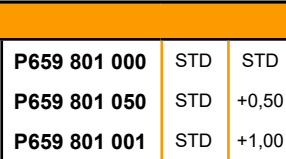


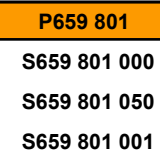
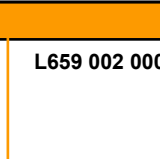






ROVER		P656 822				Ø80,00	
 <p><b>Ø80</b></p>	<p><b>P656 822 000</b> STD STD <b>R656 822 000</b> <b>S656 822 000</b></p> <p><b>P656 822 400</b> -0,40 STD <b>R656 822 000</b> <b>S656 822 400</b></p>						
	<p>ST : 22,65</p> <p>TB : 45,65</p> <p>ØH : 68,00</p> <p>Hz : -0,50</p> <p>Hx/y : 0,00 0,00</p> <p>ØV : 35,00 35,00</p> <p>Vz : -2,55 -2,55</p> <p>T1 : 4,00</p>	<p><b>R01</b>  1,00 SR</p> <p><b>R26</b>  1,20 SR</p> <p><b>R37</b>  2,00 SR</p>					
 <p>18,00 x 53,00 x 10,00</p>							Montaj Yüksekliği

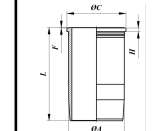
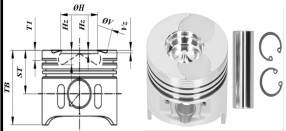


ROVER		P656 823				Ø84,44		
 <p><b>Ø84,442</b></p>	<b>P656 823 000</b> <b>P656 823 050</b>	STD STD	STD +0,50	<b>R656 823 000</b> <b>R656 823 050</b>	<b>S656 823 000</b> <b>S656 823 050</b>			
	ST : 47,97 TB : 76,97 ØH : 38,00 Hz : -17,00    -5,00 Hx/y : 2,00    0,00 ØV : Vz : T1 : 9,60	<b>R16</b>  3,00 TR15° <b>R26</b>  2,00 SR <b>R35</b>  3,00 SR.R						
 <p>18,00 x 53,00 x 10,00</p>								
ROVER		P656 901				Ø92,00		
 <p><b>Ø92</b></p> <p>RC 4</p> <p>Diesel Engine:  <b>HR 92.4 SH</b> 2499            cm³,84-86 kW (114-117 PS),22:1            Hub 94 mm,Turbo,LLK 155,164            1998...  <b>VM 07B</b> 2499 cm³,92 kW            (125 PS) Hub 94 mm,Turbo,LLK            155,164 1992...1997  <b>VM 425 CHIEA-            CHIE</b> 2499 cm³,92 kW (125            PS) Hub 94 mm,Turbo,LLK            155,164 1992...1997            Alfa Romeo, Ford</p>	<b>P656 901 000</b> <b>P656 901 050</b> <b>P656 901 060</b>	STD STD STD	STD +0,50 +0,60	<b>R656 901 000</b> <b>R656 901 050</b> <b>R656 901 060</b>	<b>S656 901 000</b> <b>S656 901 050</b> <b>S656 901 060</b>	<b>L656 901 000</b>	STD	<b>K656 901 000</b>
	ST : 51,20 TB : 86,00 ØH : 30,01 Hz : -3,70    -2,00 Hx/y : -14,50    0,00 ØV : Vz : T1 : 14,40	<b>R16</b>  2,50 TR15° <b>R26</b>  2,00 SR <b>R35</b>  4,00 SR.R	Type : <b>DS</b> Coating : Ø A : 103,00 Ø C : 110,00 H : <b>8,9</b> L : 168 F : 1,2					
 <p>30,00 x 75,00 x 16,00</p>								


ROVER		P656 902				Ø92,00			
     	 <b>Ø92</b> RC 4 Diesel Engine; <b>HR 92.4 H-SH / VM</b> <b>425 CLIER / VM</b> <b>425 SLIER / VM</b> <b>425 SLIRR</b> 2499 cm³, 84-86 kW (114-117 PS), 22:1 Hub 94 mm, Turbo, LLK 155,164 1998... <b>VM 07B</b> 2499 cm³, 92 kW (125 PS) Hub 94 mm, Turbo, LLK 155,164 1992...1997 <b>VM 425 CHIEA-CHIE</b> 2499 cm³, 92 kW (125 PS) Hub 94 mm, Turbo, LLK 155,164 1992...1997 Alfa Romeo	<b>P656 902 000</b> <b>P656 902 050</b> <b>P656 902 060</b>	STD STD STD	STD +0,50 +0,60	<b>R656 902 000</b> <b>R656 902 050</b> <b>R656 902 060</b>	<b>S656 902 000</b> <b>S656 902 050</b> <b>S656 902 060</b>	<b>L656 902 000</b> 	STD	<b>K656 902 000</b>
	ST : 51,00 TB : 86,00 ØH : Hz : -3,80    -2,00 Hx/y : ØV : Vz : T1 : 14,40	<b>R01</b>  2,50 TR15° <b>R26</b>  2,00 SR <b>R35</b>  4,00 SR.R	Type : W Coating : Ø A : 103,00 Ø C : 110,00 H : 8,90 L : 168,00 F : 1,20	Montaj Yüksekliği					
 30,00 x 75,00 x 16,00									
ROVER		P656 903				Ø92,00			
     	 <b>Ø92</b>	<b>P656 903 000</b> <b>P656 903 050</b> <b>P656 903 060</b>	STD STD STD	STD +0,50 +0,60	<b>R656 903 000</b> <b>R656 903 050</b> <b>R656 903 060</b>	<b>S656 903 000</b> <b>S656 903 050</b> <b>S656 903 060</b>			
	ST : 51,20 TB : 86,00 ØH : Hz : -3,80    -2,00 Hx/y : ØV : Vz : T1 : 14,40	<b>R16</b>  2,50 TR15° <b>R26</b>  2,00 SR <b>R35</b>  4,00 SR.R		Montaj Yüksekliği					
 30,00 x 75,00 x 16,00									



RUGGERINI		P659 601				Ø69,00			
      	 <b>Ø69</b> T Diesel Engine: RY50, RY 50	<b>P659 601 000</b> STD STD <b>P659 601 050</b> STD +0,50 <b>P659 601 001</b> STD +1,00	<b>R659 601 000</b> <b>R659 601 050</b> <b>R659 601 001</b>	<b>S659 601 000</b> <b>S659 601 050</b> <b>S659 601 001</b>					
	ST : 36,00 TB : 65,00 ØH : 28,30 Hz : -11,90 -4,20 Hx/y : -5,00 -2,00 ØV : Vz : T1 : 7,60	<b>R01</b>  2,00 SR <b>R01</b>  1,50 SR <b>R35</b>  2,00 SR.R							Montaj Yüksekliği
	 20,00 x 44,00 x 12,00								
RUGGERINI		P659 801				Ø80,00			
     	 <b>Ø80</b> 1 Diesel Engine : RF 80 / RF 81 / RF 88 / MC 70 / MC 71 377cc 6KW 8,2 HP	<b>P659 801 000</b> STD STD <b>P659 801 050</b> STD +0,50 <b>P659 801 001</b> STD +1,00	<b>R659 801 000</b> <b>R659 801 050</b> <b>R659 801 001</b>	<b>S659 801 000</b> <b>S659 801 050</b> <b>S659 801 001</b>	<b>L659 002 000</b>	STD	<b>K659 801 000</b>		
	ST : 40,00 TB : 75,00 ØH : 40,50 Hz : -12,00 -5,70 Hx/y : -1,50 -4,50 ØV : Vz : T1 : 11,00	<b>R01</b>  2,50 SR <b>R02</b>  2,50 SR <b>R35</b>  4,00 SR				Type : AC Coating : Ø A : 98,00 Ø C : 105,00 H : 79,90 L : 133,90 F :			Montaj Yüksekliği
	 22,00 x 67,50 x 15,00								



**RUGGERINI P659 901 Ø90,00**



Ø90


1

Diesel Engine:  
RF 90

<b>P659 901 000</b>	STD	STD	<b>R659 901 000</b>	<b>S659 901 000</b>			
---------------------	-----	-----	---------------------	---------------------	--	--	--

ST : 40,00  
TB : 80,00  
ØH : 40,30  
Hz : -14,70  
Hx/y :  
ØV :  
Vz :  
T1 :

**R01** 2,00  
**R06** 2,00  
**R35** 4,00



22,00 x 63,50 x 14,00

Montaj Yüksekliği

**RUGGERINI P659 902 Ø92,00**




Ø92

Diesel Engine:

<b>P659 902 000</b>	STD	STD	<b>R659 902 000</b>	<b>S659 902 000</b>			
---------------------	-----	-----	---------------------	---------------------	--	--	--

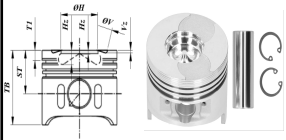



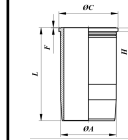








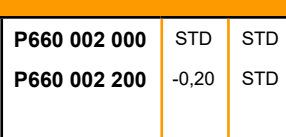
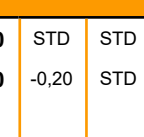

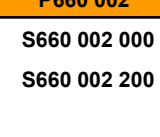










ST : 50,00  
TB : 99,90  
ØH : 44,30  
Hz : -15,10 -10,30  
Hx/y : 0,00 0,00  
ØV :  
Vz :  
T1 : 10,80

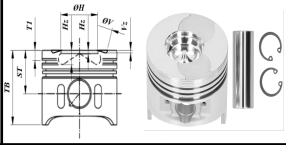


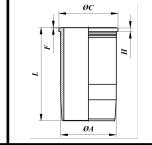









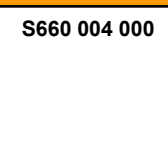
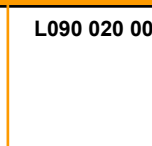







**R01** 2,50 SR  
**R01** 2,50 SR  
**R01** 2,50 SR  
**R35** 5,00 SR



25,00 x 74,00 x 15,00






Montaj Yüksekliği

RVI-BERLIET		P660 001				Ø102,00			
       	 <b>Ø102</b> RC  <b>Diesel Engine:</b> MIDR 06.02.12 (55-75 PS) 17:1 Turbocharged G170 MIDLINER BV6 G170 11A,13A,15A,16A S170 MACK M5 200/250 1986...	P660 001 000	STD	STD	R660 001 000	S660 001 000	L090 017 000 L090 018 000	Ø A :	K660 001 000 K660 001 001
	ST : 78,25 TB : 123,25 ØH : 56,00 Hz : -20,70    -10,50 Hx/y : 6,50    0,50 ØV : 49,00    42,00 Vz : -1,40    -1,40 T1 : 18,35	R16  3,00 TR15° R06  2,50 SR R35  5,00 SR.R							Montaj Yüksekliği
 42,00 x 84,00 x 19,00									
RVI-BERLIET		P660 002				Ø102,00			
       	 <b>Ø102</b> RC,S 6  <b>Diesel Engine:</b> <b>MIDR 602,026 Euro 0</b> 6177 cm <sup>3</sup> 168 kW (226 PS) G230 6, G 230,13, / G 230 15, G 230, 16, / G 230, 18, D 230 19 <b>MIDR 602,026 Euro 1</b> 6177 cm <sup>3</sup> 168 kW (228 PS) G230 6, G 230,13, G 230 15, G 230, 16, G 230, 18, D 230 19	P660 002 000	STD	STD	R660 002 000	S660 002 000	L090 019 000	STD	K660 002 000
	P660 002 200 -0,20 STD	R660 002 000 S660 002 200							
ST : 70,73 TB : 107,73 ØH : 60,00 Hz : -21,93    -14,50 Hx/y : -6,50    0,00 ØV : 53,70    47,00 Vz : -0,80    -0,80 T1 : 12,80	R16  3,50 TR15° R06  2,50 SR R35  4,00 SR.R					Type : W Coating : Ø A : 114,00 Ø C : 122,50 H : 8,00 L : 218 F : 0,80	C660 104 300    2x104*3	Montaj Yüksekliği + 0,10 / + 0,50	
 42,00 x 84,00 x 19,00									






RVI-BERLIET		P660 003				Ø102,00			
     	 <b>Ø102</b> RC 6 <b>Diesel Engine :</b> <b>MIDR 06.02.26 DU</b> 6177 cm <sup>3</sup> , 166 kW (226 PS) RENAULT TRUCKS G 200 1991... / RENAULT TRUCKS M 180 1992... / RENAULT TRUCKS M 200 1992... MIDR 06.02.26 Y 6177 cm <sup>3</sup> , 184 kW (250 PS) / RENAULT TRUCKS 250 2000... / RENAULT TRUCKS M 230 1989...1999 / RENAULT TRUCKS M 250 MIDR 06.02.26 Y41 Euro 2 6177 cm <sup>3</sup> , 184 kW (250 PS) Turbo, IC RENAULT TRUCKS Midliner 1996...1999 / RENAULT TRUCKS Midlum 2000...06/2001 / RENAULT TRUCKS Renault Premium 1996...09/2001	P660 003 000	STD	STD	R660 003 000	S660 003 000	L090 019 000	STD	K660 003 000
	ST : 71,18 TB : 108,18 ØH : 58,80 Hz : -20,79 -9,90 Hx/y : 6,50 0,00 ØV : 54,65 43,75 Vz : -2,06 -0,80 T1 : 18,60  42,00 x 84,00 x 19,00	R16  3,50 TR15° R06  2,50 SR R35  4,00 SR.R	Type : W Coating : Ø A : 114,00 Ø C : 122,50 H : 8,00 L : 218 F : 0,80 Montaj Yüksekliği						
<b>RVI-BERLIET</b>	<b>P660 004</b>				<b>Ø102,00</b>				
     	 <b>Ø102</b> RC,S 6 <b>Diesel Engine : MIDR04.02.26.</b> <b>A4 Midlum 135 /</b> <b>MIDR04.02.26.B4 Midlum 150,</b> <b>DC14</b> MIDR 06.02.26 D, Euro 0 6177 cm <sup>3</sup> , 166 kW (226 PS) 17,5:1 Turbo ,IC / RENAULT TRUCKS G 230 ti, G 230.13, G 230.15, G 230.16, G 230.18 , G 230.19 MIDR 06.02.26 D, Euro 1 6177 cm <sup>3</sup> , 166 kW (226 PS) 17,5:1 Turbo ,IC / RENAULT TRUCKS C 230 , CLR 230, G 230 ti, G 230.13, G 230.15 , G 230.16, G 230.18 , G 230.19, M 230 , S 220 Series	P660 004 000	STD	STD	R660 004 000	S660 004 000	L090 020 000	STD	K660 004 000
	ST : 71,23 TB : 108,23 ØH : 60,00 Hz : -20,83 -9,90 Hx/y : 6,50 0,00 ØV : 49,50 42,70 Vz : -0,80 -0,80 T1 : 9,25  42,00 x 84,00 x 19,00	R16  3,50 TR15° R06  2,50 SR R35  4,00 SR.R	Type : W Coating : Ø A : 114,00 Ø C : 122,50 H : 8,00 L : 218,00 F : 0,80 Montaj Yüksekliği <b>C660 112 300</b> 2x104*3						



**RVI-BERLIET P660 005 Ø102,00**











 <p><b>Ø102</b> RC,S</p> <p>Diesel Engine :</p>	<b>P660 005 000</b>	STD	STD	<b>R660 005 000</b>	<b>S660 005 000</b>			
	<p>ST : 71,23</p> <p>TB : 108,23</p> <p>ØH : 60,00</p> <p>Hz : -20,79 -9,90</p> <p>Hx/y : 6,50 0,00</p> <p>ØV : 49,50 42,30</p> <p>Vz : -0,80 -0,80</p> <p>T1 : 6,70</p>			<p><b>R16</b>  3,50 TR15°</p> <p><b>R06</b>  2,50 SR</p> <p><b>R35</b>  4,00 SR.R</p>				
	 <p>42,00 x 84,00 x 19,00</p>							

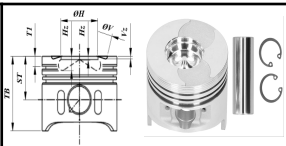



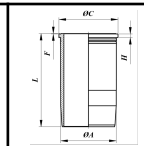




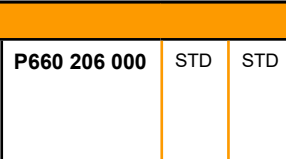





**RVI-BERLIET P660 006 Ø108,00**

 <p><b>Ø108</b> RC,OCP,YP,T</p> <p>6</p> <p>Diesel Engine :</p> <p><b>DXI 7 240,280,320</b></p> <p><b>Euro 4</b> 03.2005 / Lander 240,280,320 / Midlum 160,190,220,240,280</p> <p><b>DXI 5</b></p> <p><b>160,190,215,220,240,280</b></p> <p><b>0,280 Euro 4</b> 03.2005 / Premium 240,280,320</p> <p><b>DXI 7 240,280,320</b></p> <p><b>Euro 4</b> 03.2005 / Sherpa 2 DXI 5 215 Euro 4</p> <p>Deutz, Volvo</p>	<b>P660 006 000</b>	STD	STD	<b>R660 006 000</b>	<b>S660 006 000</b>	<b>L200 025 000</b>	STD	<b>K660 006 000</b>	
	<p>ST : 70,90</p> <p>TB : 107,80</p> <p>ØH : 64,50</p> <p>Hz : -19,60 -6,50</p> <p>Hx/y : 0,00 0,00</p> <p>ØV :</p> <p>Vz : 0,00 0,00</p> <p>T1 : 15,00</p>			<p><b>R16</b>  3,00 TR15°</p> <p><b>R01</b>  2,00 SR</p> <p><b>R35</b>  3,50 SR.R</p>			<p>Type : W</p> <p>Coating :</p> <p>Ø A : 120,00</p> <p>Ø C : 131,70</p> <p>H : 8,06</p> <p>L : 227,80</p> <p>F :</p>		Montaj Yüksekliği
	 <p>45,00 x 85,00 x 22,00</p>						<b>C660 112 300</b> 2 x 112,00*3,00		

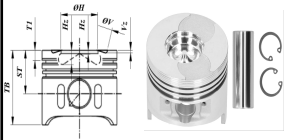



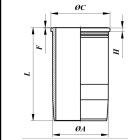



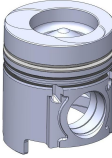




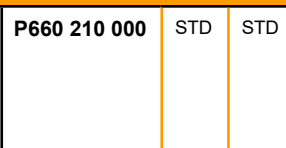
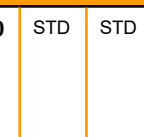

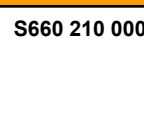


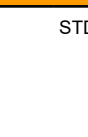









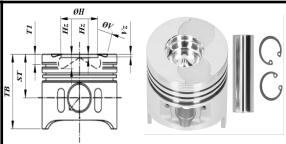


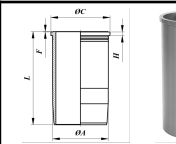









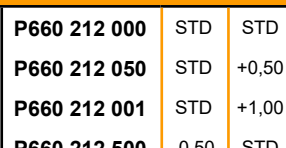
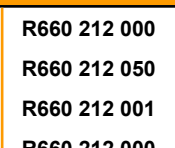
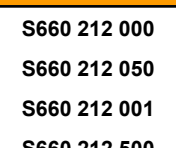
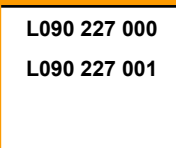
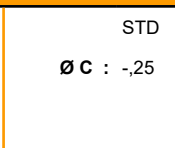









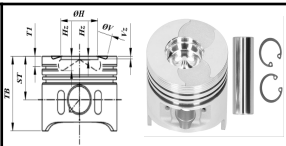


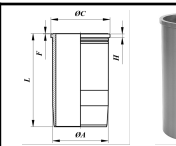








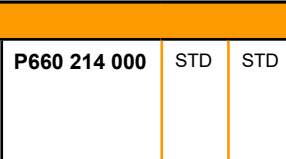
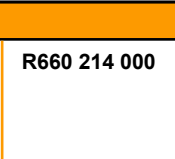
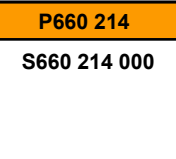
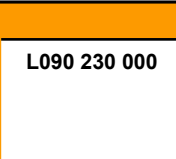








RVI-BERLIET		P660 203				Ø120,00		
 <p><b>Ø120</b></p> <p>RC 6</p> <p>Diesel Engine : MIDS 06.20.45 A2, MIPS 06.20.45, MIPS 06.20.45 A, MIPS 06.20.45 B, MIPS 06.20.45 C 9839 cm<sup>3</sup> 129-144 kw (175-239 PS), 17:1,</p>	P660 203 000	STD	STD	R660 203 000	S660 203 000	L090 221 000 L090 221 001	STD	K660 203 000 K660 203 001
	<p>ST : 83,80</p> <p>TB : 134,80</p> <p>ØH : 73,70</p> <p>H<sub>z</sub> : -23,34 -8,34</p> <p>H<sub>x/y</sub> : 5,00 0,00</p> <p>ØV : 57,50 52,50</p> <p>V<sub>z</sub> : -0,80 -1,10</p> <p>T1 : 24,40</p>	<p>R16  3,50 TR15°</p> <p>R06  3,00 SR</p> <p>R35  4,00 SR.R</p>		<p>Type : W</p> <p>Coating : P</p> <p>Ø A : 135</p> <p>Ø C : 147,25</p> <p>H : 9,36</p> <p>L : 261</p> <p>F : 0,74</p>		Montaj Yüksekliği		
 <p>49,98 x 97,40 x 22,00</p>								
RVI-BERLIET		P660 204				Ø120,00		
 <p><b>Ø120</b></p> <p>RC 6</p> <p>Diesel Engine : MIDR 06.20.45 MIDS 06.20.45 9839 cm<sup>3</sup> 188-249 kw (298-338 PS), 17:1,</p>	P660 204 000	STD	STD	R660 204 000	S660 204 000	L090 221 000 L090 221 001 L090 221 003	STD  -135	K660 204 000 K660 204 001 K660 204 002
	<p>ST : 83,80</p> <p>TB : 134,80</p> <p>ØH : 73,70</p> <p>H<sub>z</sub> : -24,08 -8,00</p> <p>H<sub>x/y</sub> : 5,00 0,00</p> <p>ØV : 57,50 52,50</p> <p>V<sub>z</sub> : -0,80 -1,10</p> <p>T1 : 24,40</p>	<p>R16  3,50 TR15°</p> <p>R06  3,00 SR</p> <p>R35  4,00 SR.R</p>		<p>Type : W</p> <p>Coating : P</p> <p>Ø A : 135</p> <p>Ø C : 147,25</p> <p>H : 9,36</p> <p>L : 261</p> <p>F : 0,74</p>		Montaj Yüksekliği		
 <p>49,98 x 97,40 x 22,00</p>								

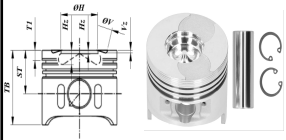



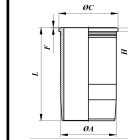







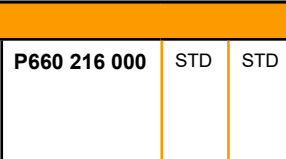

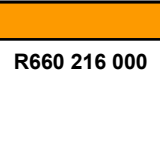
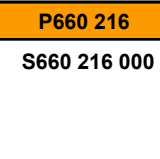

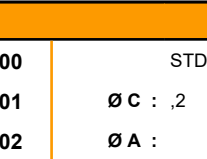
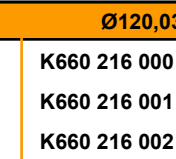






RVI-BERLIET		P660 205				Ø120,00			
      	 <p><b>Ø120</b></p>	<b>P660 205 000</b>	STD	STD	<b>R660 205 000</b>	<b>S660 205 000</b>			
	ST : 83,80 TB : 134,80 ØH : 73,70 Hz : -24,08 -8,00 Hx/y : ØV : Vz : -0,80 -1,10 T1 :					3,50 TR15° 3,00 4,00			
	 <p>49,98 x 97,40 x 22,00</p>								
RVI-BERLIET		P660 206				Ø120,00			
  <p><b>Ø120</b></p> <p>RC 6</p> <p>Diesel Engine :            MID 06.20.30, MID 06.20.30 G,            MID 620.30, MIP 06.20.30,            R 6, 8822 cm³, 136 - 158 kW            (185 - 215 PS), 17:1            PR 100 1975...1987 / HB 26            1975...1987 / KB 6 HBT            1975...1987 / TB 191 - 950            1975...1987            GLR 190 1975...1987 / GF 190            1975...1987 / GC 190            1975...1987 / GB 190            1975...1987            GR 191 1975...1987</p>	<b>P660 206 000</b>	STD	STD	<b>R660 206 000</b>	<b>S660 206 000</b>	<b>L090 222 000</b>	STD	<b>K660 206 000</b>	
	ST : 74,45 TB : 130,95 ØH : 68,00 Hz : -24,68 -6,15 Hx/y : 5,00 3,75 ØV : Vz : T1 : 25,00				<b>R16</b>  3,25 TR15° <b>R07</b>  3,00 SR <b>R35</b>  4,00 SR.R		Type : W Coating : P Ø A : 135 Ø C : 147 H : 9,28 L : 241 F : 0,82		Montaj Yüksekliği
	 <p>42,00 x 100,00 x 22,00</p>								



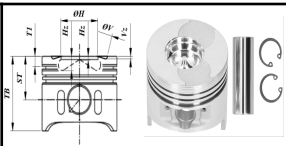



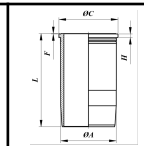







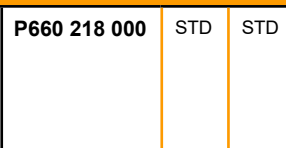
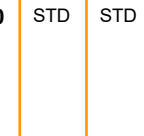







RVI-BERLIET		P660 209				Ø120,00		
       	<b>P660 209 000</b> STD STD	<b>R660 209 000</b> <b>S660 209 000</b>	<b>L090 225 002</b> <b>L090 225 000</b>	STD Ø A : ,07	<b>K660 209 000</b> <b>K660 209 001</b>			
	 <p><b>Ø120</b></p> <p>RC</p> <p>6</p> <p><b>Diesel Engine :</b>  <b>MIDR 620.45 E /</b>  <b>MIPR 620.45 E</b>            R 6, 9834 cm<sup>3</sup>, 222 - 265 kW            (302 - 360 PS), 17:1 Turbo, LLK,            Maxter 340 TI, 1993... / G            320.26 1993... / G 320.24            1993... / G 320.23 T 1993... / G            320.21 T 1993...            G 320.19 T 1993... / G 320.19            1993... / G 290.26 1993... / G            290.24 1993... / G 290.21 T            1993...            G 290.19 T 1993... / G 290.19            1993... / G 290.15 T 1993... / R            330.24 1993... / R 330.19 T            1993...</p>	<b>ST :</b> 83,80 <b>TB :</b> 134,80 <b>ØH :</b> 69,80 <b>Hz :</b> -23,34 -8,50 <b>Hx/y :</b> 5,00 0,00 <b>ØV :</b> 57,00 53,50 <b>Vz :</b> -0,80 -1,10 <b>T1 :</b> 24,30	<b>R16</b>  3,50 TR15° <b>R06</b>  3,00 SR <b>R35</b>  4,00 SR.R	<b>Type :</b> W <b>Coating :</b> <b>Ø A :</b> 134,93 <b>Ø C :</b> 147,30 <b>H :</b> 9,36 <b>L :</b> 261 <b>F :</b> 0,74	<b>Montaj Yüksekliği</b>			
 <p>49,98 x 97,40 x 22,00</p>								
RVI-BERLIET		P660 210				Ø120,00		
       	<b>P660 210 000</b> STD STD	<b>R660 210 000</b> <b>S660 210 000</b>	<b>L090 226 001</b>	STD	<b>K660 210 000</b>			
	 <p><b>Ø120</b></p> <p>RC</p> <p><b>Diesel Engine:</b>            M 420,30 B 2X,-XB,-XK, / XKB,-            XR, MD 420,30 5881 ccm (120            -135 PS)            STRADA IR 20 T, TA,-30T            -TA,-40,-50,GAK 55,TAK 70,20            K, 770 K, 680 KB,880 K,GBK 80,            GL 900            1965... 1977</p>	<b>ST :</b> 92,00 <b>TB :</b> 150,00 <b>ØH :</b> <b>Hz :</b> -46,60 <b>Hx/y :</b> <b>ØV :</b> <b>Vz :</b> <b>T1 :</b>	<b>R16</b>  3,25 <b>R06</b>  3,00 <b>R26</b>  3,00 <b>R35</b>  6,00	<b>Type :</b> W <b>Coating :</b> <b>Ø A :</b> 126 <b>Ø C :</b> 131 <b>H :</b> 6 <b>L :</b> 257 <b>F :</b>	<b>Montaj Yüksekliği</b>			
 <p>42,00 x 100,00 x 22,00</p>								

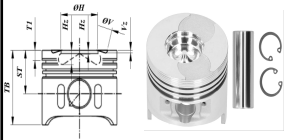


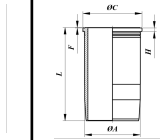







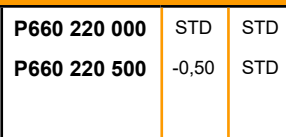

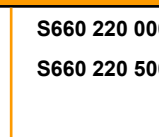
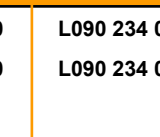
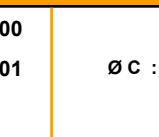





RVI-BERLIET		P660 211				Ø120,00				
     	 <b>Ø120</b> RC 6 Diesel Engine : <b>MIDS 620.30</b> , R 6, Diesel 8822 cm³, 153-169 kW (208-230 PS), 15:1 Turbo, / 9KB6A, 950KB6, 950KB6S, 950KBT, 950KTB6S, 951KB6SA, 952KB6, C210, C21016, C21016A, C26019T, CLR220, G210, G21016, G21016A, G23013, G23013A, G23015T, G23016, G45S, GB231, GLR230, GLR230A, GPR190 <b>MIS 620.30</b> , R 6, Diesel 8822 cm³, 153-169 kW (208-230 PS), 15:1 Turbo, 950KB6S, 950KTB6S, G21019, G23019, GB231, GC231, GF231, GLR230, PR10, PR12, PR14, TB231	<b>P660 211 000</b> STD STD <b>P660 211 050</b> STD +0,50 <b>P660 211 001</b> STD +1,00 <b>P660 211 500</b> -0,50 STD <b>P660 211 550</b> -0,50 +0,50 <b>P660 211 501</b> -0,50 +1,00	<b>R660 211 000</b> <b>R660 211 050</b> <b>R660 211 001</b> <b>R660 211 000</b> <b>R660 211 050</b> <b>R660 211 001</b>	<b>S660 211 000</b> <b>S660 211 050</b> <b>S660 211 001</b> <b>S660 211 500</b> <b>S660 211 550</b> <b>S660 211 501</b>	<b>L090 227 000</b> STD <b>L090 227 001</b> Ø C : -,25 	<b>K660 211 000</b> <b>K660 211 001</b>	ST : 94,30 TB : 150,80 ØH : 72,00 Hz : -25,21 -6,00 Hx/y : -5,00 -3,75 ØV : 55,00 49,00 Vz : -0,80 -1,00 T1 : 25,00	<b>R16</b>  3,25 TR15° <b>R01</b>  3,00 SR <b>R01</b>  3,00 SR <b>R35</b>  4,00 SR	Type : W Coating : Ø A : 135,00 Ø C : 147,25 H : 9,36 L : 261,00 F : 0,75	Montaj Yüksekliği
	 49,98 x 97,40 x 22,00									
RVI-BERLIET		P660 212				Ø120,00				
     	 <b>Ø120</b> RC 6 Diesel Engine : <b>MIDS 620.30</b> , R 6, Diesel 8822 cm³, 194 kW (264 PS), 15:1 Turbocharged PR 14 S LG, 1981...1986	<b>P660 212 000</b> STD STD <b>P660 212 050</b> STD +0,50 <b>P660 212 001</b> STD +1,00 <b>P660 212 500</b> -0,50 STD <b>P660 212 550</b> -0,50 +0,50 <b>P660 212 501</b> -0,50 +1,00	<b>R660 212 000</b> <b>R660 212 050</b> <b>R660 212 001</b> <b>R660 212 000</b> <b>R660 212 050</b> <b>R660 212 001</b>	<b>S660 212 000</b> <b>S660 212 050</b> <b>S660 212 001</b> <b>S660 212 500</b> <b>S660 212 550</b> <b>S660 212 501</b>	<b>L090 227 000</b> STD <b>L090 227 001</b> Ø C : -,25 	<b>K660 212 000</b> <b>K660 212 001</b>	ST : 94,30 TB : 150,80 ØH : 65,80 Hz : -25,00 -7,00 Hx/y : -5,00 -3,75 ØV : 55,00 49,00 Vz : -1,00 -1,30 T1 : 25,00	<b>R16</b>  3,25 TR15° <b>R01</b>  3,00 SR <b>R35</b>  4,00 SR	Type : W Coating : Ø A : 135,00 Ø C : 147,25 H : 9,36 L : 261,00 F : 0,75	Montaj Yüksekliği
	 49,98 x 97,40 x 22,00									

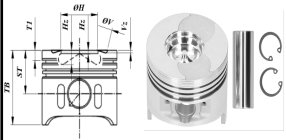






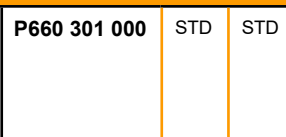







RVI-BERLIET		P660 213				Ø120,02			
     	 <b>Ø120,02</b> RC 4/5/6 Diesel Engine : GLR	P660 213 000	STD	STD	R660 213 000	S660 213 000	L090 229 000	STD	K660 213 000
	ST : 90,00 TB : 147,00 ØH : 39,00 Hz : -43,25 Hx/y : 0,00    0,00 ØV : Vz : T1 : 21,80	R16  3,25 TR15° R06  3,00 SR R26  3,00 SR R35  6,00 SR	Type : W Coating : Ø A : 133 Ø C : 149 H : 10,05 L : 275 F : 0,9	Montaj Yüksekliği					
 45,00 x 100,00 x 22,00									
RVI-BERLIET		P660 214				Ø120,02			
     	 <b>Ø120,02</b> 4/5/6 Diesel Engine : See : 552 K00200 Without Ring Carrier	P660 214 000	STD	STD	R660 214 000	S660 214 000	L090 230 000	STD	K660 214 000
	ST : 90,00 TB : 147,00 ØH : 39,00 Hz : -43,25 Hx/y : ØV : Vz : T1 :	R16  3,25 R06  3,00 R26  3,00 R35  6,00	Type : W Coating : Ø A : 133 Ø C : 149 H : 10,05 L : 275 F : 0,9	Montaj Yüksekliği					
 45,00 x 100,00 x 22,00									

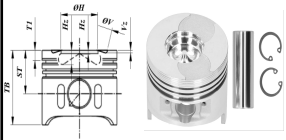



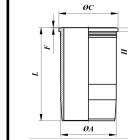








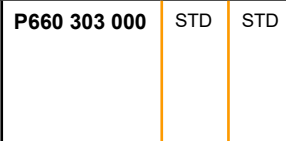
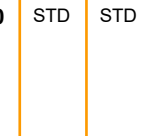


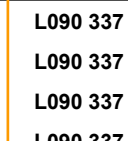
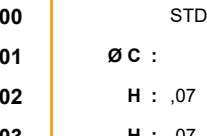







RVI-BERLIET		P660 215				Ø120,02			
      	 <p>Ø120,02</p>	P660 215 000	STD	STD	R660 215 000	S660 215 000			
	ST : 90,00 TB : 147,00 ØH : 39,00 Hz : -43,25 Hx/y : ØV : Vz : T1 :	R16  3,25 R06  3,00 R35  6,00							
	 <p>45,00 x 100,00 x 22,00</p>								
RVI-BERLIET		P660 216				Ø120,03			
      	 <p>Ø120,03</p> <p>RC 6</p> <p>Diesel Engine : MIDR 06.2045 B/3 Euro1, MIDR 06.2045 DD, MIDR 06.2045 D/3 Euro1, MIDR 06.2045 D/41 Euro2, MIDR 06.2045 E Euro1, MIDR 06.2045 E/2 Euro1, MIDR 06.2045 E/41 Euro2, MIDR 06.2045 H, MIDR 06.2045 M41 Euro2, MIDS 06.2045 B, 6 Cyl. 9839 cc. 195-250 kW (265 -340 PS) 18:1</p>	P660 216 000	STD	STD	R660 216 000	S660 216 000	L090 231 000	STD	K660 216 000
	ST : 83,80 TB : 134,80 ØH : 73,80 Hz : -22,55 -8,00 Hx/y : 5,00 0,00 ØV : 57,75 52,80 Vz : -0,80 -1,10 T1 : 12,80	R16  3,50 TR15° R06  3,00 SR R35  4,00 SR.R						L090 231 001 Ø C : ,2 L090 231 002 Ø A : L090 231 003 Ø A :	
	 <p>49,98 x 97,40 x 22,00</p>						 <p>Type : W Coating : P Ø A : 135 Ø C : 147,3 H : 9,36 L : 261 F : 0,74</p>		Montaj Yüksekliği

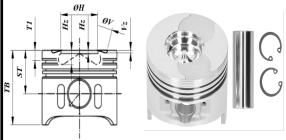


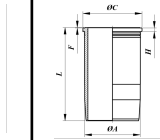







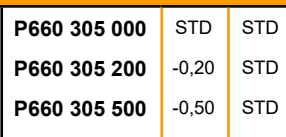
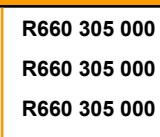

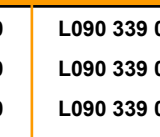
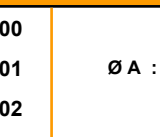
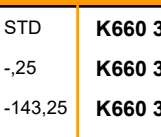







RVI-BERLIET		P660 217				Ø120,04		
      	<b>P660 217 000</b>	STD	STD	<b>R660 217 000</b>	<b>S660 217 000</b>	<b>L090 232 000</b>	STD	<b>K660 217 000</b>
	 <p><b>Ø120,035</b></p> <p>RC 6</p> <p>Diesel Engine : MIDR 06.2045 B/3 Euro1, MIDR 06.20.45 DD, MIDR 06.20.45 D/3 Euro1, MIDR 06.20.45 D/41 Euro2, MIDR 06.20.45 E Euro1, MIDR 06.20.45 E/2 Euro1, MIDR 06.20.45 E/41 Euro2, MIDR 06.20.45 H, MIDR 06.20.45 M41 Euro2, MIDS 06.20.45 B, 6 Cyl, 9839 cc. 195-250 kW (265 -340 PS) 18:1</p>						<b>L090 232 001</b> <b>L090 232 002</b> <b>L090 232 004</b>	Ø A : ,75 Ø A : -,07 Ø A : -,07
	ST : 83,80 TB : 134,80 ØH : 69,80 Hz : -23,25 -7,85 Hx/y : 5,00 0,00 ØV : 57,75 52,50 Vz : -0,80 -1,10 T1 : 13,20			<b>R16</b>  3,50 TR15° <b>R06</b>  3,00 SR <b>R35</b>  4,00 SR.R		Type : W Coating : Ø A : 135 Ø C : 147,30 H : 9,36 L : 261 F : 0,74		Montaj Yüksekliği
	 <p>49,98 x 97,40 x 22,00</p>							
RVI-BERLIET		P660 218				Ø120,04		
      	<b>P660 218 000</b>	STD	STD	<b>R660 218 000</b>	<b>S660 218 000</b>			
	 <p><b>Ø120,035</b></p>							
	ST : 83,80 TB : 134,80 ØH : 73,80 Hz : -22,55 Hx/y : ØV : Vz : -0,80 -1,10 T1 :			3,50 3,00 4,00				Montaj Yüksekliği
	 <p>49,98 x 97,40 x 22,00</p>							















RVI-BERLIET		P660 219				Ø123,01			
     	 <b>Ø123,01</b>	<b>P660 219 000</b>	STD	STD	<b>R660 219 000</b>	<b>S660 219 000</b>			
	ST : 78,40 TB : 114,40 ØH : 83,60 Hz : -16,90    -7,00 Hx/y : 0,00    0,00 ØV : Vz : -1,00    -1,00 T1 : 10,65	<b>R17</b>  3,50 TR15° <b>R08</b>  2,50 SR <b>R35</b>  3,00 SR							
	 54,00 x 73,00 x 21,00							Montaj Yüksekliği	
RVI-BERLIET		P660 220				Ø123,04			
    	 <b>Ø123,035</b> RC,BB,YP,T 6 Diesel Engine : MIDR 623,56, MIDR 623.56.A41 Euro2 R 6, 11160 cm <sup>3</sup> , 294 kw (400 PS), 17:1 / R 6, 11122 cm <sup>3</sup> , 280 kw (381 PS), 17:1 1996 <sup>6</sup> , -1988-200 Kerax 385, Premium 385, Premium 400	<b>P660 220 000</b>	STD	STD	<b>R660 220 000</b>	<b>S660 220 000</b>	<b>L090 234 000</b>	STD	<b>K660 220 000</b>
	<b>P660 220 500</b>	-0,50	STD	<b>R660 220 000</b>	<b>S660 220 500</b>	<b>L090 234 001</b>	Ø C : ,2	<b>K660 220 001</b>	
	ST : 78,30 TB : 120,30 ØH : 75,00 Hz : -24,10    -9,00 Hx/y : -5,00    0,00 ØV : 52,50    57,50 Vz : -1,20    -0,90 T1 : 10,50	<b>R16</b>  3,50 TR15° <b>R06</b>  3,00 SR.R <b>R35</b>  4,00 SR.R					Type : W Coating : Ø A : 135 Ø C : 147,30 H : 9,35 L : 257 F : 0,75	Montaj Yüksekliği	
 49,98 x 97,40 x 22,00						<b>C660 128 300</b> 2x128*3 <b>C660 134 570</b> 1x134,2*5,7 <b>C660 134 570</b> 1x134,2*5,7	+ 0,15 / + 0,50		


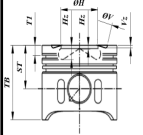



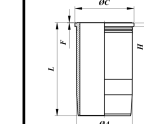









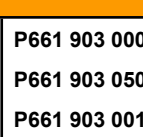
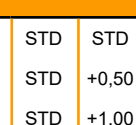











RVI-BERLIET		P660 221				Ø123,04		
 <p><b>IP</b> INNO PISTON PISTON - LINER - RING</p>	<b>P660 221 000</b>	STD	STD	<b>R660 221 000</b>	<b>S660 221 000</b>	<b>L090 234 000</b> <b>L090 234 001</b>	STD Ø C : ,2	<b>K660 221 000</b> <b>K660 221 001</b>
	 <p><b>Ø123,035</b></p> <p>RC 6</p> <p><b>Diesel Engine :</b> MIDR 623,56, MIDR 623.56.A41 Euro2 R 6, 11160 cm<sup>3</sup>, 294 kw (400 PS), 17:1 / R 6, 11122 cm<sup>3</sup>, 280 kw (381 PS), 17:1 1996 -1988-200 Kerax 385, Premium 385, Premium 400</p>	<p><b>ST :</b> 78,30</p> <p><b>TB :</b> 120,30</p> <p><b>ØH :</b> 75,00</p> <p><b>H<sub>z</sub> :</b> -24,10    -9,00</p> <p><b>H<sub>x/y</sub> :</b> -5,00    0,00</p> <p><b>ØV :</b> 52,50    57,50</p> <p><b>V<sub>z</sub> :</b> -1,20    -0,90</p> <p><b>T1 :</b> 10,50</p>	<p><b>R16</b>  3,50 TR6°</p> <p><b>R06</b>  3,00 SR</p> <p><b>R35</b>  4,00 SR.R</p>	<p><b>Type :</b> W</p> <p><b>Coating :</b></p> <p><b>Ø A :</b> 135</p> <p><b>Ø C :</b> 147,30</p> <p><b>H :</b> 9,35</p> <p><b>L :</b> 257</p> <p><b>F :</b> 0,75</p>		<p>Montaj Yüksekliği</p>		
 <p>49,98 x 97,40 x 22,00</p>								
RVI-BERLIET		P660 301				Ø135,03		
 <p><b>IP</b> INNO PISTON PISTON - LINER - RING</p>	<b>P660 301 000</b>	STD	STD	<b>R660 301 000</b>	<b>S660 301 000</b>	<b>L090 335 000</b> <b>L090 335 001</b> <b>L090 335 002</b>	STD Ø C : -2 -143	<b>K660 301 000</b> <b>K660 301 001</b> <b>K660 301 002</b>
	 <p><b>Ø135,03</b></p> <p>RC 6</p> <p><b>Diesel Engine :</b> MDS / MDR 635.40, R 6, 12024 cm<sup>3</sup>, 191 - 224 kW (260 - 305 PS), 15:1 Turbo, LLK, MS 635 T, R 6, 12024 cm<sup>3</sup>, 191 - 224 kW (260 - 305 PS), 15:1 Turbo, LLK, TRH 310 1974...1983 / TRH 305 1974...1983 / GRH 305 1974...1983 / GR 305 1974...1983 / GBH 280 N 1974...1983 GR 280 EL 1974...1983 / GR 280 L 1974...1983 / GR 280 N 1974...1983 / TLR 280 M 3 1974...1983: TR 280 1974...1983 / PX 28 1974...1983</p>	<p><b>ST :</b> 90,30</p> <p><b>TB :</b> 170,20</p> <p><b>ØH :</b> 57,00</p> <p><b>H<sub>z</sub> :</b> -40,90</p> <p><b>H<sub>x/y</sub> :</b> -1,40    1,40</p> <p><b>ØV :</b> 63,50</p> <p><b>V<sub>z</sub> :</b> -0,80</p> <p><b>T1 :</b> 22,50</p>	<p><b>R16</b>  3,50 TR15°</p> <p><b>R06</b>  3,00 SR</p> <p><b>R26</b>  3,00 SR</p> <p><b>R35</b>  6,00 SR</p>	<p><b>Type :</b> DC</p> <p><b>Coating :</b></p> <p><b>Ø A :</b> 143</p> <p><b>Ø C :</b> 149</p> <p><b>H :</b> 7,3</p> <p><b>L :</b> 286</p> <p><b>F :</b></p>		<p>Montaj Yüksekliği</p>		
 <p>50,00 x 115,00 x 24,00</p>								

RVI-BERLIET		P660 302				Ø135,03			
      	 <b>Ø135,03</b> RC 6 Diesel Engine : M 635/40 ET, M 635 A/E/C/CD, 12024 ccm, GFK-12, GLM-12, GL-12, TLM-12, TLR-250, GR-260 1964-73.	P660 302 000	STD	STD	R660 302 000	S660 302 000	L090 336 000 L090 336 001 L090 336 002 L090 336 003	STD Ø C : H : ,07 H : ,07	K660 302 000 K660 302 001 K660 302 002 K660 302 003
	ST : 90,30 TB : 170,20 ØH : 57,00 Hz : -40,90 Hx/y : ØV : Vz : T1 :	 50,00 x 115,00 x 24,00	R16  3,50 R06  3,00 R26  3,00 R35  6,00	Type : DC Coating : Ø A : 143 Ø C : 147 H : 7 L : 286 F :	Montaj Yüksekliği				
RVI-BERLIET		P660 303				Ø135,03			
      	 <b>Ø135,03</b> RC 6 Diesel Engine : M 635.40 / MD 635.40 6 Diesel, 12000 cc, 176,5-184 kW (240-250 Ps), 16,5:1 GB, GF, GLM, GLR1964...1973	P660 303 000	STD	STD	R660 303 000	S660 303 000	L090 337 000 L090 337 001 L090 337 002 L090 337 003	STD Ø C : H : ,07 H : ,07	K660 303 000 K660 303 001 K660 303 002 K660 303 003
	ST : 90,30 TB : 170,20 ØH : 53,00 Hz : -43,90 Hx/y : 0,00 0,00 ØV : Vz : T1 : 22,85	 50,00 x 115,00 x 24,00	R16  3,50 TR15° R06  3,00 SR.R R26  3,00 SR.R R35  6,00 SR.R	Type : DC Coating : Ø A : 143 Ø C : 147 H : 7 L : 286 F :	Montaj Yüksekliği				

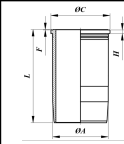
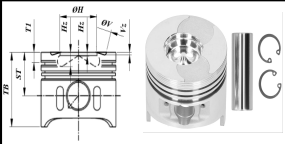
RVI-BERLIET		P660 304				Ø135,03		
     	 <b>Ø135,03</b> RC 6 <b>Diesel Engine :</b> <b>MIDR 635.40</b> , R 6, 12024 cm <sup>3</sup> , 226 kW (307,5 PS), 15:1 Turbo, LLK, R 310 T 1979... / PX 30 1979... 310 1979... / 310 1979...	<b>P660 304 000</b> STD STD	<b>R660 304 000</b> <b>S660 304 000</b>	<b>L090 338 000</b> <b>L090 338 001</b> <b>L090 338 002</b>	STD Ø A : ,25 -143	<b>K660 304 000</b> <b>K660 304 001</b> <b>K660 304 002</b>		
	<b>ST :</b> 90,30 <b>TB :</b> 170,20 <b>ØH :</b> 78,00 <b>Hz :</b> -29,12 -10,00 <b>Hx/y :</b> 7,00 -5,00 <b>ØV :</b> 65,00 <b>Vz :</b> -0,80 <b>T1 :</b> 23,25	<b>R16</b>  3,50 TR15° <b>R06</b>  3,00 SR.R <b>R35</b>  4,00 SR.R	<b>Type :</b> DC <b>Coating :</b> <b>Ø A :</b> 143 <b>Ø C :</b> 147 <b>H :</b> 7 <b>L :</b> 286 <b>F :</b>	<b>Montaj Yüksekliği</b>				
 54,98 x 112,00 x 24,00								
RVI-BERLIET		P660 305				Ø135,03		
     	 <b>Ø135,03</b> RC 6 <b>Diesel Engine :</b> <b>MIDR 635.40 G/H 2</b> , R 6, 12024 cm <sup>3</sup> , 255 - 275 kW (346 - 374 PS), 15:1 Turbo, LLK, R 340 1987... / R 350 1987... R 365 1987... / AE 380 1987... R 380 1987... / R 340 1987...	<b>P660 305 000</b> STD STD <b>P660 305 200</b> -0,20 STD <b>P660 305 500</b> -0,50 STD	<b>R660 305 000</b> <b>R660 305 000</b> <b>R660 305 000</b>	<b>S660 305 000</b> <b>S660 305 200</b> <b>S660 305 500</b>	<b>L090 339 000</b> <b>L090 339 001</b> <b>L090 339 002</b>	STD Ø A : -,25 -143,25	<b>K660 305 000</b> <b>K660 305 001</b> <b>K660 305 002</b>	
	<b>ST :</b> 90,30 <b>TB :</b> 170,20 <b>ØH :</b> 78,00 <b>Hz :</b> -25,90 -10,00 <b>Hx/y :</b> 7,00 -5,00 <b>ØV :</b> 65,00 <b>Vz :</b> -0,80 <b>T1 :</b> 23,05	<b>R16</b>  4,00 TR15° <b>R06</b>  3,00 SR <b>R35</b>  4,00 SR.R	<b>Type :</b> DC <b>Coating :</b> <b>Ø A :</b> 143,25 <b>Ø C :</b> 149 <b>H :</b> 7,3 <b>L :</b> 286 <b>F :</b>	<b>Montaj Yüksekliği</b>				
 54,98 x 112,00 x 24,00								



RVI-BERLIET		P660 308				Ø135,03		
	 <b>Ø135,03</b> RC,BB,S 6 <b>Diesel Engine :</b> <b>MIDR 635.40 J 3 Euro1 / R 6,</b> 12024 cm <sup>3</sup> , 305 kW (415 PS), 18:1 Turbo, LLK, (07/1996...) <b>MIDR 635.40 M 3, Euro 1 / R 6,</b> 12024 cm <sup>3</sup> , 235 kW (320 PS), 18:1 Turbo, LLK, (07/1996...) <b>MIDR 635.40 N 3, Euro 4 / R 6,</b> 12024 cm <sup>3</sup> , 283 kW (385 PS), 18:1 Turbo, LLK, (07/1996...) AE 385 07/1996... / AE 420 07/1996... / Major 385 07/1996... / Major 420 07/1996... GBH 320 07/1996... / CBH 385 07/1996... / GBH 385 07/1996... / CLM 385 07/1996...	<b>P660 308 000</b> STD STD <b>P660 308 200</b> -0,20 STD <b>P660 308 500</b> -0,50 STD	<b>R660 308 000</b> <b>R660 308 000</b> <b>R660 308 000</b>	<b>S660 308 000</b> <b>S660 308 200</b> <b>S660 308 500</b>	<b>L090 341 000</b> 	STD <b>K660 308 000</b>	Type : DC Coating : Ø A : 143,01 Ø C : 149 H : 7,58 L : 287,60 F : 1,00 <b>Montaj Yüksekliği</b>	
	ST : 90,40 TB : 149,40 ØH : 77,80 Hz : -21,80 -9,20 Hx/y : 5,00 0,00 ØV : 69,50 69,50 Vz : -0,80 -0,80 T1 : 14,50	<b>R16</b>  4,00 TR15° <b>R06</b>  3,00 SR <b>R35</b>  4,00 SR.R	 54,98 x 108,00 x 24,00					
RVI-BERLIET		P660 309				Ø135,03		
	 <b>Ø135,03</b> RC,BB,S 6 <b>Diesel Engine :</b> <b>MIDR 635.40 J1</b> R 6 Diesel, 12024 cm <sup>3</sup> , 309 kW (420 PS), 16,5:1 Turbo, LLK, AE Magnum 385, r 385, AE Magnum 420 <b>MIDR 635.40 L1</b> R 6 Diesel, 12024 cm <sup>3</sup> , 283 kW (385 PS) 16,5:1 Turbo, LLK AE Magnum 385	<b>P660 309 000</b> STD STD <b>P660 309 200</b> -0,20 STD <b>P660 309 500</b> -0,50 STD	<b>R660 309 000</b> <b>R660 309 000</b> <b>R660 309 000</b>	<b>S660 309 000</b> <b>S660 309 200</b> <b>S660 309 500</b>	<b>L090 341 000</b> 	STD <b>K660 309 000</b>	Type : DC Coating : Ø A : 143,01 Ø C : 149 H : 7,58 L : 287,60 F : 1,00 <b>Montaj Yüksekliği</b>	
	ST : 90,40 TB : 149,40 ØH : 77,80 Hz : -24,00 -11,40 Hx/y : 5,00 0,00 ØV : 69,50 69,50 Vz : -0,80 -0,80 T1 : 14,50	<b>R16</b>  4,00 TR15° <b>R06</b>  3,00 SR <b>R35</b>  4,00 SR.R	 54,98 x 108,00 x 24,00					

RVI-BERLIET		P660 310				Ø135,03	
        	<b>P660 310 000</b> STD STD	<b>R660 310 000</b> S660 310 000	<b>L090 342 000</b> STD	<b>K660 310 000</b>			
	<b>Ø135,03</b> RC 6 <b>Diesel Engine :</b> MIDR 635.40 J 3, Euro 1 R 6, 12024 cm <sup>3</sup> , 305 kW (415 PS), 18:1 Turbo, LLK, (07/1996 ... ) MIDR 635.40 M 3, Euro 1 R 6, 12024 cm <sup>3</sup> , 235 kW (320 PS), 18:1 Turbo, LLK, (07/1996 ... ) MIDR 635.40 N 3, Euro 1 R 6, 12024 cm <sup>3</sup> , 283 kW (385 PS), 18:1 Turbo, LLK, (07/1996 ... ) AE 385 07/1996... / AE 420 07/1996... / Major 385 07/1996... / Major 420 07/1996... GBH 320 07/1996... / CBH 385 07/1996... / GBH 385 07/1996... / CLM 385 07/1996...	<b>ST :</b> 90,40 <b>TB :</b> 149,40 <b>ØH :</b> 77,80 <b>Hz :</b> -21,80 -9,20 <b>Hx/y :</b> 5,00 0,00 <b>ØV :</b> 69,50 69,50 <b>Vz :</b> -0,80 -0,80 <b>T1 :</b> 13,15	<b>R16</b>  4,00 TR15° <b>R06</b>  3,00 SR <b>R35</b>  4,00 SR.R	<b>Type :</b> DC <b>Coating :</b> <b>Ø A :</b> 143,01 <b>Ø C :</b> 149 <b>H :</b> 7,58 <b>L :</b> 287,60 <b>F :</b> 1,00	<b>Montaj Yüksekliği</b>		
 54,98 x 108,00 x 24,00							
SAAB		P661 903				Ø90,00	
        	<b>P661 903 000</b> STD STD	<b>R661 903 000</b> S661 903 000	<b>L090 342 000</b> STD	<b>K661 903 000</b>			
	<b>Ø90</b> T 4 <b>Benzin Engine: 9000, 9-5 Turbo</b> <b>B 235 R</b> 2290 cc 125-169 kW - 170-230 PS 9,3:1 4-Ventile	<b>P661 903 050</b> STD +0,50 <b>P661 903 001</b> STD +1,00 <b>P661 903 300</b> -0,30 STD <b>P661 903 350</b> -0,30 +0,50 <b>P661 903 301</b> -0,30 +1,00	<b>R661 903 050</b> S661 903 050 <b>R661 903 001</b> S661 903 001 <b>R661 903 000</b> S661 903 300 <b>R661 903 050</b> S661 903 350 <b>R661 903 001</b> S661 903 301	<b>R01</b>  1,50 SR <b>R26</b>  1,50 SR <b>R37</b>  2,50 SR.R	<b>Montaj Yüksekliği</b>		
 24,00 x 63,00 x 13,00	<b>ST :</b> 32,90 <b>TB :</b> 56,90 <b>ØH :</b> 70,00 <b>Hz :</b> -3,90 <b>Hx/y :</b> 0,00 0,00 <b>ØV :</b> <b>Vz :</b> <b>T1 :</b> 5,75						





SAAB

P661 904

Ø90,00



Ø90

T

4

Benzin Engine: 9000




**B 205 E**1984 cc 140 kW - 190 PS  
9,3:1 4-Ventile

P661 904 000 STD STD  
P661 904 050 STD +0,50  
P661 904 001 STD +1,00  
P661 904 300 -0,30 STD  
P661 904 350 -0,30 +0,50  
P661 904 301 -0,30 +1,00

R661 904 000  
R661 904 050  
R661 904 001  
R661 904 000  
R661 904 050  
R661 904 001

S661 904 000  
S661 904 050  
S661 904 001  
S661 904 300  
S661 904 350  
S661 904 301

ST : 32,20  
TB : 56,20  
ØH : 28,00  
Hz : -1,40  
Hx/y : 0,00 0,00  
ØV :  
Vz :  
T1 : 5,10

R01  1,50 SR  
R26  1,50 SR  
R37  2,50 SR.R



24,00 x 63,00 x 13,00

Montaj Yüksekliği

SAMAND

P665 701

Ø78,60



Ø78,6




Benzin Engine :


P665 701 000 STD STD  
P665 701 025 STD +0,25  
P665 701 050 STD +0,50

R665 701 000  
R665 701 025  
R665 701 050

S665 701 000  
S665 701 025  
S665 701 050

ST : 29,70  
TB : 51,70  
ØH :  
Hz :  
Hx/y :  
ØV : 33,25 33,25  
Vz : -4,00 -4,00  
T1 : 5,55

R01  1,20 SR.R  
R26  1,50 SR.R  
R37  2,50 SR.R

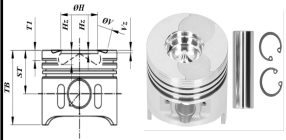



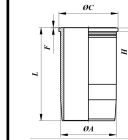














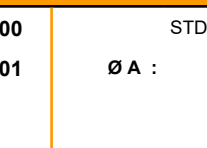








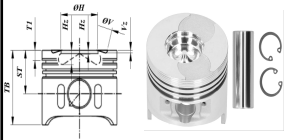



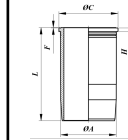










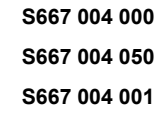


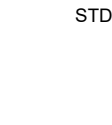






21,00 x 58,00 x 11,00

Montaj Yüksekliği



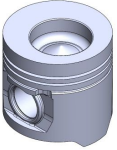






SAME		P667 001				Ø100,00			
      	 <b>Ø100</b>  2 / 4 Diesel Engine: 1002 V - 1004 V	<b>P667 001 000</b> <b>P667 001 050</b> <b>P667 001 001</b>	STD STD STD	STD +0,50 +1,00	<b>R667 001 000</b> <b>R667 001 050</b> <b>R667 001 001</b>	<b>S667 001 000</b> <b>S667 001 050</b> <b>S667 001 001</b>	<b>L667 906 000</b>	STD	<b>K667 001 000</b>
	ST : 70,00 TB : 125,00 ØH : 48,00 Hz : -22,00 -14,50 Hx/y : -4,75 0,00 ØV : 43,75 41,00 Vz : -2,20 -2,20 T1 : 19,00	<b>R01</b>  2,50 SR <b>R06</b>  2,50 SR <b>R21</b>  2,50 SR <b>R35</b>  5,00 SR <b>R35</b>  5,00 SR	Type : AC Coating : Ø A : 109,00 Ø C : 112,00 H : 158,00 L : 230,00 F :	Montaj Yüksekliği					
 35,00 x 80,00 x 22,00									
SAME		P667 002				Ø105,00			
      	 <b>Ø105</b>  RC 3/4/6 Diesel Engine:(PREMIUM) 1000.3, ENGINE TYPE 1000.6 WT A Euro1 & 1000.4 WT  Antares 110 II, Argon 50/55/60/65, Dorado 55/60/65/70/75/85, Explorer 60SP/70C/80 Frutteto 60/75, Golden 60/60V/5/75V, Rock 55/60/70, Silver 80/100.6, Vigneron 62/70/75, Row Crop 100.6  Krypton 80, Krypton F78, Rubin 120, Silver 110 / Inv. Idr.	<b>P667 002 000</b>	STD STD	<b>R667 002 000</b>	<b>S667 002 000</b>	<b>L667 008 000</b> <b>L667 008 001</b>	STD Ø A :	<b>K667 002 000</b> <b>K667 002 001</b>	
	ST : 57,25 TB : 97,25 ØH : 57,50 Hz : -19,65 -9,25 Hx/y : 5,00 2,50 ØV : Vz : T1 : 15,00	<b>R01</b>  3,00 SR <b>R01</b>  2,50 SR <b>R35</b>  4,00 SR.R	Type : AC Coating : Ø A : 113,00 Ø C : 115,50 H : 125,50 L : 194,50 F :	Montaj Yüksekliği					
 35,00 x 86,00 x 18,00									







SAME		P667 003				Ø105,00			
       	<b>P667 003 000</b> <b>P667 003 050</b> <b>P667 003 001</b>	STD STD STD	STD +0,50 +1,00	<b>R667 003 000</b> <b>R667 003 050</b> <b>R667 003 001</b>	<b>S667 003 000</b> <b>S667 003 050</b> <b>S667 003 001</b>				
	<b>Ø105</b>  Diesel Engine: (PREMIUM) 1300 ENGINE TYPE 1000.6 WT & 1000.4 WT	ST : 57,25 TB : 97,25 ØH : 57,50 Hz : -19,65 -9,25 Hx/y : 5,00 2,50 ØV : Vz : T1 : 15,20	R01  3,00 SR R01  2,50 SR R35  4,00 SR						Montaj Yüksekliği
	 35,00 x 86,00 x 18,00								
SAME		P667 004				Ø105,00			
       	<b>P667 004 000</b> <b>P667 004 050</b> <b>P667 004 001</b>	STD STD STD	STD +0,50 +1,00	<b>R667 004 000</b> <b>R667 004 050</b> <b>R667 004 001</b>	<b>S667 004 000</b> <b>S667 004 050</b> <b>S667 004 001</b>	<b>L667 007 000</b>	STD	<b>K667 004 000</b>	
	<b>Ø105</b>  Diesel Engine: 1053 P, R 3, 3116 cm <sup>3</sup> , 43 - 46 kW (58 - 63 PS), 17:1 Application : Taurus 60 E/C 1979... Vigneron 60 1979... Minotaurus 60/F 1979... Diesel Motor : 1054 P, R 4, 4156 cm <sup>3</sup> , 55 - 62 kW (75 - 84 PS), 17:1 Application : Centurion 75 S/E 1979... Mercury 85 S/E 1979... Leopard C 1979... Saturno Diesel Motor : 1055 P, R 5, 5195 cm <sup>3</sup> , 69 - 74 kW (94 - 101 PS), 17:1 Application : Jaguar 100 E 1979... Diesel Motor : 1056 P, R 6, 6234 cm <sup>3</sup> , 85 - 107 kW (115 - 146 PS), 17:1 Application : Drago 120 1979... Trident 130 E	ST : 69,00 TB : 119,00 ØH : 59,20 Hz : -21,80 -15,00 Hx/y : 5,00 0,00 ØV : Vz : T1 : 19,55	R02  2,50 SR R06  2,50 SR R21  2,50 SR R35  5,00 SR.R			Type : AC Coating : Ø A : 113,5 Ø C : 118,50 H : 152 L : 217,50 F :		Montaj Yüksekliği	
	 35,00 x 90,00 x 18,00								


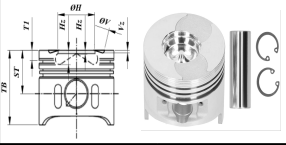

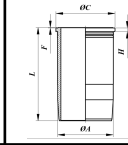














**SAME** **P667 005** **Ø105,00**

 <p><b>Ø105</b></p> <p>Diesel Engine:</p>	<b>P667 005 000</b> STD STD <b>P667 005 050</b> STD +0,50 <b>P667 005 001</b> STD +1,00	<b>R667 005 000</b> <b>R667 005 050</b> <b>R667 005 001</b>	<b>S667 005 000</b> <b>S667 005 050</b> <b>S667 005 001</b>				
	<b>ST :</b> 57,25 <b>TB :</b> 97,25 <b>ØH :</b> 60,00 <b>H<sub>z</sub> :</b> -19,65 -10,50 <b>H<sub>x/y</sub> :</b> -5,00 -1,00 <b>ØV :</b> <b>V<sub>z</sub> :</b> <b>T1 :</b> 15,00	<b>R01</b>  3,00 SR <b>R01</b>  2,50 SR <b>R35</b>  4,00 SR					
	 <p>35,00 x 86,00 x 18,00</p>						Montaj Yüksekliği

**SAME** **P667 006** **Ø105,00**

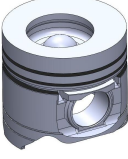




 <p><b>Ø105</b></p> <p>Diesel Engine:</p>	<b>P667 006 000</b> STD STD <b>P667 006 050</b> STD +0,50 <b>P667 006 001</b> STD +1,00	<b>R667 006 000</b> <b>R667 006 050</b> <b>R667 006 001</b>	<b>S667 006 000</b> <b>S667 006 050</b> <b>S667 006 001</b>				
	<b>ST :</b> 70,10 <b>TB :</b> 120,00 <b>ØH :</b> 4920,00 <b>H<sub>z</sub> :</b> -22,65 -14,50 <b>H<sub>x/y</sub> :</b> -5,00 0,00 <b>ØV :</b> 46,50 44,00 <b>V<sub>z</sub> :</b> -2,20 -2,20 <b>T1 :</b> 19,50	<b>R01</b>  2,50 SR <b>R07</b>  2,50 SR <b>R26</b>  2,50 SR <b>R35</b>  5,00 SR.R					
	 <p>35,00 x 90,00 x 18,00</p>						Montaj Yüksekliği

SAME		P667 007				Ø105,00				
     	 <p><b>Ø105</b> RC,S</p> <p>Diesel Engine:</p>	<b>P667 007 000</b> STD STD <b>P667 007 050</b> STD +0,50 <b>P667 007 001</b> STD +1,00	<b>R667 007 000</b> <b>R667 007 050</b> <b>R667 007 001</b>	<b>S667 007 000</b> <b>S667 007 050</b> <b>S667 007 001</b>						
	<b>ST :</b> 57,25 <b>TB :</b> 97,25 <b>ØH :</b> 60,00 <b>Hz :</b> -20,80 -11,60 <b>Hx/y :</b> 5,00 1,00 <b>ØV :</b> <b>Vz :</b> <b>T1 :</b> 15,00	<b>R16</b>  3,00 TR6° <b>R01</b>  2,50 SR <b>R35</b>  4,00 SR.R								
	 <p>35,00 x 86,00 x 18,00</p>									Montaj Yüksekliği
SAME		P667 008				Ø105,00				
 <p><b>Ø105</b> RC</p> <p>Diesel Engine:</p>	<b>P667 008 000</b> STD STD <b>P667 008 050</b> STD +0,50 <b>P667 008 001</b> STD +1,00	<b>R667 008 000</b> <b>R667 008 050</b> <b>R667 008 001</b>	<b>S667 008 000</b> <b>S667 008 050</b> <b>S667 008 001</b>							
	<b>ST :</b> 69,00 <b>TB :</b> 119,00 <b>ØH :</b> 59,20 <b>Hz :</b> -24,00 -16,00 <b>Hx/y :</b> 4,50 0,00 <b>ØV :</b> <b>Vz :</b> <b>T1 :</b> 19,35	<b>R02</b>  2,50 SR <b>R06</b>  2,50 SR <b>R35</b>  5,00 SR.R								Montaj Yüksekliği
	 <p>35,00 x 90,00 x 18,00</p>									

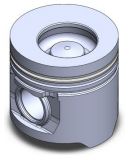


SAME



**SAME P667 009 Ø105,00**

 <p><b>Ø105</b></p> <p>Diesel Engine:</p>	<b>P667 009 000</b> <b>P667 009 050</b> <b>P667 009 001</b>	STD STD STD	STD +0,50 +1,00	<b>R667 009 000</b> <b>R667 009 050</b> <b>R667 009 001</b>	<b>S667 009 000</b> <b>S667 009 050</b> <b>S667 009 001</b>				
	ST : 57,25 TB : 97,25 ØH : 57,50 Hz : -19,65    -9,25 Hx/y : -5,00    -3,50 ØV : Vz : T1 : 15,00	<b>R01</b>  3,00 SR <b>R01</b>  2,50 SR <b>R35</b>  4,00 SR							
	 <p>35,00 x 86,00 x 18,00</p>								Montaj Yüksekliği






**SAME P667 010 Ø105,00**

 <p><b>Ø105</b></p> <p>RC,S</p> <p>Diesel Engine:</p>	<b>P667 010 000</b> <b>P667 010 050</b> <b>P667 010 001</b>	STD STD STD	STD +0,50 +1,00	<b>R667 010 000</b> <b>R667 010 050</b> <b>R667 010 001</b>	<b>S667 010 000</b> <b>S667 010 050</b> <b>S667 010 001</b>				
	ST : 57,25 TB : 97,25 ØH : 54,85 Hz : -21,65    -6,00 Hx/y : -3,50    -1,50 ØV : Vz : T1 : 15,00	<b>R01</b>  3,00 SR <b>R01</b>  2,50 SR <b>R35</b>  4,00 SR							Montaj Yüksekliği
	 <p>35,00 x 86,00 x 18,00</p>								










**SAME** **P667 011** **Ø105,00**

 <p><b>Ø105</b></p> <p>S 4 Diesel Engine:</p>	<p><b>P667 011 000</b> STD STD <b>R667 011 000</b> <b>S667 011 000</b></p> <p><b>P667 011 050</b> STD +0,50 <b>R667 011 050</b> <b>S667 011 050</b></p> <p><b>P667 011 001</b> STD +1,00 <b>R667 011 001</b> <b>S667 011 001</b></p>							
	<p>ST : 57,25</p> <p>TB : 97,25</p> <p>ØH : 54,80</p> <p>Hz : -21,65 -6,00</p> <p>Hx/y : -3,50 -1,50</p> <p>ØV :</p> <p>Vz :</p> <p>T1 : 15,00</p>	<p><b>R01</b>  3,00 SR</p> <p><b>R01</b>  2,50 SR</p> <p><b>R35</b>  4,00 SR</p>						
	 <p>35,00 x 86,00 x 18,00</p>							Montaj Yüksekliği






**SAME** **P667 012** **Ø105,00**

 <p><b>Ø105</b></p> <p>RC,OCP,T 4 Diesel Engine:</p>	<p><b>P667 012 000</b> STD STD <b>R667 012 000</b> <b>S667 012 000</b></p> <p><b>P667 012 050</b> STD +0,50 <b>R667 012 050</b> <b>S667 012 050</b></p> <p><b>P667 012 001</b> STD +1,00 <b>R667 012 001</b> <b>S667 012 001</b></p>							
	<p>ST : 62,30</p> <p>TB : 102,25</p> <p>ØH : 54,80</p> <p>Hz : -21,80 -6,00</p> <p>Hx/y : 0,00 0,00</p> <p>ØV :</p> <p>Vz :</p> <p>T1 : 10,30</p>	<p><b>R17</b>  3,00 TR6°</p> <p><b>R07</b>  2,50 SR</p> <p><b>R35</b>  4,00 SR.R</p>						Montaj Yüksekliği
	 <p>35,00 x 90,00 x 18,00</p>							






SAME



SAME P667 013 Ø105,00






 <p><b>Ø105</b></p> <p>RC,S</p> <p><b>Diesel Engine:</b> Aster 70, Antares 100 / 130, Argon 70 / 75 F, Dorado 85, Explorer 90 C / 90 II, Explorer 90 SP / 90 SP LP, Explorer 90 T, Frutteto 85 II, Golden 65 / 85, Krypton 90 / 100, Row Crop 90, Silver 90 / 100.4</p>	<b>P667 013 000</b> <b>P667 013 050</b> <b>P667 013 001</b>	STD STD STD	STD +0,50 +1,00	<b>R667 013 000</b> <b>R667 013 050</b> <b>R667 013 001</b>	<b>S667 013 000</b> <b>S667 013 050</b> <b>S667 013 001</b>			
	ST : 57,25 TB : 97,25 ØH : 56,00 Hz : -22,00 -12,10 Hx/y : -3,00 -5,00 ØV : Vz : T1 : 15,00	<b>R17</b>  3,00 TR6° <b>R07</b>  2,50 SR <b>R35</b>  4,00 SR						
 <p>35,00 x 86,00 x 18,00</p>								

SAME P667 014 Ø105,00



 <p><b>Ø105</b></p> <p>RC 4</p> <p><b>Diesel Engine:</b></p>	<b>P667 014 000</b> <b>P667 014 050</b> <b>P667 014 001</b>	STD STD STD	STD +0,50 +1,00	<b>R667 014 000</b> <b>R667 014 050</b> <b>R667 014 001</b>	<b>S667 014 000</b> <b>S667 014 050</b> <b>S667 014 001</b>			
	ST : 57,25 TB : 97,25 ØH : 54,80 Hz : -20,25 -5,00 Hx/y : -3,50 -1,50 ØV : Vz : T1 : 14,75	<b>R01</b>  3,00 SR <b>R01</b>  2,50 SR <b>R35</b>  4,00 SR						
 <p>35,00 x 86,00 x 18,00</p>								



**SAME** **P667 015** **Ø105,00**








 <p><b>Ø105</b> RC,S</p> <p>Diesel Engine:</p>	<p><b>P667 015 000</b> STD STD <b>R667 015 000</b> <b>S667 015 000</b></p> <p><b>P667 015 050</b> STD +0,50 <b>R667 015 050</b> <b>S667 015 050</b></p> <p><b>P667 015 001</b> STD +1,00 <b>R667 015 001</b> <b>S667 015 001</b></p>							
	<p>ST : 57,25</p> <p>TB : 97,25</p> <p>ØH : 59,90</p> <p>H<sub>z</sub> : -20,70 -11,60</p> <p>H<sub>x/y</sub> : 5,25 1,00</p> <p>ØV :</p> <p>V<sub>z</sub> :</p> <p>T1 : 15,25</p>	<p><b>R16</b>  3,00 SR</p> <p><b>R01</b>  2,50 SR</p> <p><b>R35</b>  4,00 SR</p>						
	 <p>35,00 x 86,00 x 18,00</p>							Montaj Yüksekliği

**SAME** **P667 016** **Ø105,00**






 <p><b>Ø105</b> RC,OCP,T 4</p> <p>Diesel Engine:</p>	<p><b>P667 016 000</b> STD STD <b>R667 016 000</b> <b>S667 016 000</b></p> <p><b>P667 016 050</b> STD +0,50 <b>R667 016 050</b> <b>S667 016 050</b></p> <p><b>P667 016 001</b> STD +1,00 <b>R667 016 001</b> <b>S667 016 001</b></p>							
	<p>ST : 57,30</p> <p>TB : 97,30</p> <p>ØH : 54,70</p> <p>H<sub>z</sub> : -20,30 -5,00</p> <p>H<sub>x/y</sub> : 0,00 0,00</p> <p>ØV :</p> <p>V<sub>z</sub> :</p> <p>T1 : 10,15</p>	<p>3,00 TR6°</p> <p>2,50 SR</p> <p>4,00 SR.R</p>						
	 <p>35,00 x 86,00 x 18,00</p>							Montaj Yüksekliği


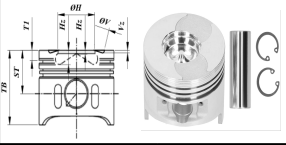



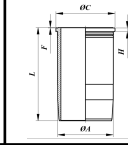













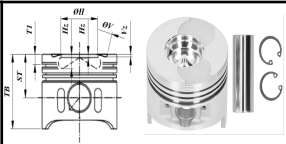













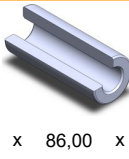
**SAME P667 101 Ø115,00**

 <p><b>Ø115</b></p> <p>S</p> <p>Diesel Engine:</p>	<p><b>P667 101 000</b> STD STD <b>R667 101 000</b> <b>S667 101 000</b></p> <p><b>P667 101 050</b> STD +0,50 <b>R667 101 050</b> <b>S667 101 050</b></p> <p><b>P667 101 001</b> STD +1,00 <b>R667 101 001</b> <b>S667 101 001</b></p>							
	<p>ST : 85,25</p> <p>TB : 142,25</p> <p>ØH : 51,00</p> <p>Hz : -24,70 -15,90</p> <p>Hx/y : 5,00 0,00</p> <p>ØV :</p> <p>Vz :</p> <p>T1 : 22,00</p>	<p><b>R01</b>  3,00 SR</p> <p><b>R01</b>  3,00 SR</p> <p><b>R21</b>  3,00 SR</p> <p><b>R35</b>  6,00 SR.C</p> <p><b>R31</b>  6,00 SR</p>						
	 <p>40,00 x 100,00 x 23,00</p>							Montaj Yüksekliği

**SAVIEM P677 901 Ø98,00**

 <p><b>Ø98</b></p> <p>RC</p> <p>4</p> <p>Diesel Engine :</p> <p><b>712.02 / 712.01</b></p> <p>R 4, 3319 cm³, 65 kW (88 PS), 17,5:1 / A 30 1969...1977 / A 15 1969...1977</p> <p>712, .03 R 4, 3319 cm³, 56 kW (76 PS), 17,5:1 / A 30 1969...1977 / A 15 1969...1977</p> <p>712, .03 R 4, 3319 cm³, 65 kW (88 PS), 17,5:1 / A 30 1969...1977 / A 15 1969...1977</p>	<p><b>P677 901 000</b> STD STD <b>R677 901 000</b> <b>S677 901 000</b> <b>L677 901 000</b> STD <b>K677 901 000</b></p> <p><b>P677 901 050</b> STD +0,50 <b>R677 901 050</b> <b>S677 901 050</b> <b>L677 901 001</b> Ø A : -2,05 <b>K677 901 001</b></p> <p><b>P677 901 001</b> STD +1,00 <b>R677 901 001</b> <b>S677 901 001</b></p>							
	<p>ST : 75,38</p> <p>TB : 120,40</p> <p>ØH : 36,00</p> <p>Hz : -36,65</p> <p>Hx/y : 0,00 0,00</p> <p>ØV :</p> <p>Vz :</p> <p>T1 : 20,90</p>	<p><b>R16</b>  3,00 TR15°</p> <p><b>R09</b>  2,50 SR</p> <p><b>R35</b>  4,50 SR</p>	<p>Type : W</p> <p>Coating :</p> <p>Ø A : 114</p> <p>Ø C : 120,90</p> <p>H : 8</p> <p>L : 220,7</p> <p>F : 0,7</p>					Montaj Yüksekliği
	 <p>36,00 x 84,00 x 20,00</p>							







SAVIEM		P677 902				Ø98,00			
         	<b>P677 902 000</b> <b>P677 902 050</b> <b>P677 902 001</b>	STD STD STD	STD +0,50 +1,00	<b>R677 902 000</b> <b>R677 902 050</b> <b>R677 902 001</b>	<b>S677 902 000</b> <b>S677 902 050</b> <b>S677 902 001</b>				
	<b>Ø98</b>	ST : 75,38 TB : 120,40 ØH : 35,75 Hz : -36,65 Hx/y : 0,00    0,00 ØV : Vz : T1 :	R16  3,00 R09  2,50 R09  2,50 R35  4,50						
	 36,00 x 84,00 x 20,00								
SAVIEM		P677 903				Ø98,00			
 	<b>P677 903 000</b>	STD	STD	<b>R677 903 000</b>	<b>S677 903 000</b>				
	<b>Ø98</b>	ST : 34,40 TB : 119,20 ØH : 35,75 Hz : -34,40 Hx/y : ØV : Vz : T1 :			3,00 2,50 2,50				Montaj Yüksekliği
	x            x								

SAVIEM		P677 001				Ø102,00			
   	 <b>Ø102</b> RC	P677 001 000	STD	STD	R677 001 000	S677 001 000	L677 002 000 L677 002 001	STD Ø C :	K677 001 000 K677 001 001
	<b>Diesel Engine:</b> 379-13 A, 797-95-130 5489 ccm 130B/B9/B11/B13/B14/-130T, B19/TB20, TB21-150B, 11B 13 -75, 130, 95, 130-6B 131 HB/HRIS JE/JN/JN20/60/75/80/90/95, JPO11/13/14, JR / 19/21/13X21, OJN60-P29S/36/36 R/36 S/41 S 130-SC28/29, SC50, SN7/8, S M 8T-TTY-SM 8 / TM/TU/TUT/TY, SM 813, SM 13 1971...	ST : 77,80 TB : 131,70 ØH : 38,00 Hz : -38,40 Hx/y : 0,00    0,00 ØV : Vz : T1 : 15,10	<b>R16</b>  3,00 TR15° <b>R06</b>  2,50 SR <b>R35</b>  5,00 SR	Type : W Coating : Ø A : 114 Ø C : 121 H : 8 L : 235,3 F : 0,8	Montaj Yüksekliği				
 <b>Ø102</b> RC	P677 002 000	STD	STD	R677 002 000	S677 002 000	L677 002 000 L677 002 001	STD Ø C :	K677 002 000 K677 002 001	
<b>Diesel Engine:</b> See : 600 K00400 4-Ring Type	ST : 77,80 TB : 131,70 ØH : 38,00 Hz : -38,40 Hx/y : ØV : Vz : T1 :	<b>R16</b>  3,00 <b>R06</b>  2,50 <b>R06</b>  2,50 <b>R35</b>  5,00	Type : W Coating : Ø A : 114 Ø C : 121 H : 8 L : 235,3 F : 0,8	Montaj Yüksekliği					
 36,00 x 86,00 x 21,00	 36,00 x 86,00 x 21,00								





















SAVIEM P677 005 Ø102,00











 <b>Ø102</b>	<b>P677 005 000</b>	STD	STD	<b>R677 005 000</b>	<b>S677 005 000</b>				
	<b>ST :</b> 77,97 <b>TB :</b> 131,90 <b>ØH :</b> 38,00 <b>H<sub>z</sub> :</b> -38,20 <b>Hx/y :</b> 0,00    0,00 <b>ØV :</b> <b>Vz :</b> <b>T1 :</b> 19,85			<b>R16</b>  3,00 TR15° <b>R06</b>  2,50 SR <b>R06</b>  2,50 SR <b>R35</b>  5,00 SR					
	 38,00 x 86,00 x 21,00								Montaj Yüksekliği

SAVIEM P677 006 Ø102,00






 <b>Ø102</b>	<b>P677 006 000</b>	STD	STD	<b>R677 006 000</b>	<b>S677 006 000</b>				
	<b>ST :</b> 77,80 <b>TB :</b> 131,70 <b>ØH :</b> 38,50 <b>H<sub>z</sub> :</b> -37,30 <b>Hx/y :</b> 0,00    0,00 <b>ØV :</b> 48,00    41,50 <b>Vz :</b> -0,80    -0,80 <b>T1 :</b> 16,00			<b>R16</b>  3,00 TR15° <b>R06</b>  2,50 SR <b>R06</b>  2,50 SR <b>R35</b>  5,00 SR					
	 38,00 x 86,00 x 21,00								Montaj Yüksekliği








SAVIEM		P677 007				Ø102,00		
 <p><b>Ø102</b></p> <p>RC 4</p> <p>Diesel Engine : <b>720,08 / 720,05</b> R4,3593 cm³,67,5-73,5 kW (92 -100 PS),17,5:1 Application: 7.90 6.90...1988 SG 5 1972</p>	<b>P677 007 000</b> <b>P677 007 050</b> <b>P677 007 001</b>	STD STD STD	STD +0,50 +1,00	<b>R677 007 000</b> <b>R677 007 050</b> <b>R677 007 001</b>	<b>S677 007 000</b> <b>S677 007 050</b> <b>S677 007 001</b>	<b>L677 005 000</b> <b>L090 019 000</b>	STD Ø C :	<b>K677 007 000</b> <b>K677 007 001</b>
	ST : 75,58 TB : 120,58 ØH : 37,70 Hz : -37,70 Hx/y : 0,00    0,00 ØV : Vz : T1 : 19,75	<b>R16</b>  3,00 TR15° <b>R06</b>  2,50 SR <b>R35</b>  5,00 SR.R	Type : W Coating : Ø A : 114,00 Ø C : 120,7 H : 8,00 L : 220,70 F : 0,70	Montaj Yüksekliği				
 <p>36,00 x 84,00 x 20,00</p>								
SAVIEM		P677 008				Ø102,00		
 <p><b>Ø102</b></p>	<b>P677 008 000</b> <b>P677 008 050</b> <b>P677 008 001</b>	STD STD STD	STD +0,50 +1,00	<b>R677 008 000</b> <b>R677 008 050</b> <b>R677 008 001</b>	<b>S677 008 000</b> <b>S677 008 050</b> <b>S677 008 001</b>			
	ST : 75,58 TB : 120,58 ØH : 38,10 Hz : -38,00 Hx/y : 0,00    0,00 ØV : Vz : T1 : 19,10	<b>R16</b>  3,00 TR15° <b>R06</b>  2,50 SR <b>R35</b>  5,00 SR.R	Montaj Yüksekliği					
 <p>36,00 x 86,00 x 18,00</p>								

SAVIEM		P677 009				Ø102,01		
 <p><b>Ø102,005</b></p>	<b>P677 009 000</b> <b>P677 009 050</b> <b>P677 009 001</b>	STD STD STD	STD +0,50 +1,00	<b>R677 009 000</b> <b>R677 009 050</b> <b>R677 009 001</b>	<b>S677 009 000</b> <b>S677 009 050</b> <b>S677 009 001</b>			
	ST : 75,58 TB : 120,58 ØH : 38,10 Hz : -38,00 Hx/y : 0,00    0,00 ØV : Vz : T1 : 19,10	<b>R16</b>  3,00 TR15° <b>R06</b>  2,50 SR <b>R35</b>  5,00 SR.R						
 <p>36,00 x 86,00 x 18,00</p>								
SCANIA		P678 101				Ø115,00		
 <p><b>Ø115</b></p> <p>RC,YP,T 6</p> <p>Diesel Engine :  <b>DS 9.01 - 02 / DS 9.04 / DSC 9.01 / DSC 9.02</b>            R 6, 8724 cm³, 180 - 185 kW (245 - 252 PS), 15,5:1 Turbo, / 82 1985...06/1987 / 92 1985...06/1987            R 6, 8724 cm³, 202 - 207 kW (275 - 282 PS), 15,5:1 Turbo, LLK,            D 92 1985... / P 92 1985...            R 92 1985... / T 92 1985...</p>	<b>P678 101 000</b>	STD	STD	<b>R678 101 000</b>	<b>S678 101 000</b>	<b>L678 101 000</b> <b>L678 101 001</b>	STD Ø A : -,1	<b>K678 101 000</b> <b>K678 101 001</b>
	ST : 87,35 TB : 139,35 ØH : 69,00 Hz : -22,05    -8,15 Hx/y : 3,00    -2,15 ØV : 53,00    61,00 Vz : -2,60    -2,60 T1 : 23,50	<b>R19</b>  3,16 TR15° <b>R06</b>  2,39 SR <b>R35</b>  4,75 SR.R					Type : W Coating : Ø A : 128 Ø C : 140,7 H : 10,3 L : 265,5 F : 0,8	
 <p>50,00 x 92,00 x 24,00</p>								









SCANIA		P678 102				Ø115,00		
 <p><b>Ø115</b></p> <p>RC,YP,T</p> <p>6</p> <p>Diesel Engine :  <b>DS 9.05 - 06 - 08 /</b>  <b>DSC 9 Euro1 07-08</b>  <b>-09 / DSC 9</b>                      R 6, 8471 cm³, 155 - 185 kW                      (211 - 252 PS), 17:1Turbo,                      93 06/1987...1992</p>	<b>P678 102 000</b>	STD	STD	<b>R678 102 000</b>	<b>S678 102 000</b>	<b>L678 102 000</b> <b>L678 102 001</b>	STD Ø A :	<b>K678 102 000</b> <b>K678 102 001</b>
	<p>ST : 87,40</p> <p>TB : 139,40</p> <p>ØH : 69,00</p> <p>H<sub>z</sub> : -20,23 -6,20</p> <p>H<sub>x/y</sub> : 3,00 -2,15</p> <p>ØV : 53,00 61,00</p> <p>V<sub>z</sub> : -2,40 -2,60</p> <p>T1 : 23,50</p>	<p><b>R19</b>  3,16 TR15°</p> <p><b>R06</b>  2,39 SR</p> <p><b>R35</b>  4,75 SR.R</p>		<p>Type : W</p> <p>Coating :</p> <p>Ø A : 128</p> <p>Ø C : 140,70</p> <p>H : 10,3</p> <p>L : 265,5</p> <p>F : 0,8</p>		<p><b>C678 129 400</b> 2x129,50*4</p> <p><b>C678 123 107</b> 112312811</p>	<p>Montaj Yüksekliği</p> <p>+ 0,07 / + 0,50</p>	
	 <p>50,00 x 92,00 x 24,00</p>							






SCANIA		P678 103				Ø115,00		
 <p><b>Ø115</b></p> <p>RC</p> <p>6</p> <p>Diesel Engine :  <b>DS 8 05, 06 /</b>  <b>DS 8 01, 05, 06 /</b>  <b>DSI 8 01</b>                      R 6, 7800 cm³, 140 - 170 kW                      (190 - 231 PS), 15,5:1 Turbo,                      L 80 S 1974...1987 / LB 80 S                      1974...1987 / L 81 S                      1974...1987 / LB 81 S                      1974...1987 / G 82 M                      1974...1987                      R 6, 7800 cm³, 170 kW (231 PS),                      15,5:1 Turbo, LLK, 82                      1982...12/1987</p>	<b>P678 103 000</b>	STD	STD	<b>R678 103 000</b>	<b>S678 103 000</b>	<b>L678 103 000</b> <b>L678 103 001</b>	STD H : ,2	<b>K678 103 000</b> <b>K678 103 001</b>
	<p>ST : 96,10</p> <p>TB : 150,10</p> <p>ØH : 76,00</p> <p>H<sub>z</sub> : -18,10 -5,50</p> <p>H<sub>x/y</sub> : 0,00 0,00</p> <p>ØV : 60,00 60,00</p> <p>V<sub>z</sub> : -2,40 -2,40</p> <p>T1 : 20,50</p>	<p><b>R01</b>  2,39 SR</p> <p><b>R06</b>  2,39 SR</p> <p><b>R35</b>  4,75 SR.R</p>		<p>Type : W</p> <p>Coating :</p> <p>Ø A : 130</p> <p>Ø C : 137,3</p> <p>H : 8</p> <p>L : 271</p> <p>F : 0,7</p>		<p>Montaj Yüksekliği</p>		
	 <p>46,00 x 96,00 x 24,00</p>							



**SCANIA P678 104 Ø115,00**






 <p><b>Ø115</b> RC,T</p> <p><b>Diesel Engine:</b> <b>DS 801 LB</b> <b>14/15/16</b> 7786 cm<sup>3</sup> 123 kW (163 PS) K414, K414B, LB81, LB86, LBS86 1975...1980 DS 8-05, DS 8-06 LO 7786 cm<sup>3</sup> 144-155 kW (190-205 PS) K414, K414B, P82H, P82M, T82H, T82M, 1981...1986</p>	<b>P678 104 000</b>	STD	STD	<b>R678 104 000</b>	<b>S678 104 000</b>	<b>L678 104 000</b>	STD	<b>K678 104 000</b>
	<p><b>ST :</b> 96,10</p> <p><b>TB :</b> 150,10</p> <p><b>ØH :</b> 75,00</p> <p><b>H<sub>z</sub> :</b> -18,10 -5,40</p> <p><b>H<sub>x/y</sub> :</b> 0,00 0,00</p> <p><b>ØV :</b> 62,00 62,00</p> <p><b>V<sub>z</sub> :</b> -2,40 -2,40</p> <p><b>T1 :</b> 20,55</p>	<p><b>R01</b>  2,39 SR</p> <p><b>R06</b>  2,39 SR</p> <p><b>R06</b>  2,39 SR</p> <p><b>R35</b>  4,75 SR</p>		<p><b>Type :</b> W</p> <p><b>Coating :</b></p> <p><b>Ø A :</b> 130,00</p> <p><b>Ø C :</b> 137,30</p> <p><b>H :</b> 8,20</p> <p><b>L :</b> 270,50</p> <p><b>F :</b> 0,80</p>		<p><b>Montaj Yüksekliği</b> + 0,07 / 0,50</p>		
 <p>46,00 x 96,00 x 24,00</p>								

**SCANIA P678 105 Ø115,00**






 <p><b>Ø115</b> RC,YP,T 6</p> <p><b>Diesel Engine:</b> <b>DSC 9.11 Euro 2</b> <b>DSC 9.12 Euro 2 /</b> <b>DSC 9.13-15 Euro</b> <b>2 / DSC 9 Euro</b> <b>2</b> Turbo Intercooled R94 07 / 1996...</p>	<b>P678 105 000</b>	STD	STD	<b>R678 105 000</b>	<b>S678 105 000</b>	<b>L678 105 001</b> <b>L678 105 002</b> <b>L678 102 000</b>	STD <b>Ø A :</b> -127,7	<b>K678 105 000</b> <b>K678 105 001</b> <b>K678 105 002</b>
	<p><b>ST :</b> 83,40</p> <p><b>TB :</b> 130,90</p> <p><b>ØH :</b> 71,50</p> <p><b>H<sub>z</sub> :</b> -20,50 -6,50</p> <p><b>H<sub>x/y</sub> :</b> -3,00 2,00</p> <p><b>ØV :</b> 47,00 54,00</p> <p><b>V<sub>z</sub> :</b> -0,50 -0,50</p> <p><b>T1 :</b> 12,75</p>	<p><b>R16</b>  3,16 TR15°</p> <p><b>R06</b>  2,39 SR</p> <p><b>R35</b>  3,50 SR.R</p>		<p><b>Type :</b> W</p> <p><b>Coating :</b></p> <p><b>Ø A :</b> 127,70</p> <p><b>Ø C :</b> 140,76</p> <p><b>H :</b> 8,3</p> <p><b>L :</b> 257,5</p> <p><b>F :</b> 0,80</p>		<p><b>Montaj Yüksekliği</b> + 0,35 / + 0,50</p>		
 <p>50,00 x 92,00 x 24,00</p>	<p><b>C678 129 400</b> 2x129,50*4</p> <p><b>C678 123 107</b> 112312811</p>							

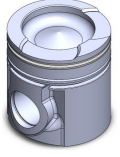




SCANIA		P678 106				Ø115,00			
 <p><b>Ø115</b></p> <p>RC</p> <p>Diesel Engine:</p>	<b>P678 106 000</b>	STD	STD	<b>R678 106 000</b>	<b>S678 106 000</b>				
	<p><b>ST :</b> 87,40</p> <p><b>TB :</b> 139,40</p> <p><b>ØH :</b> 69,00</p> <p><b>Hz :</b> -20,23    -6,15</p> <p><b>Hx/y :</b> 3,00    -2,15</p> <p><b>ØV :</b> 53,00    61,00</p> <p><b>Vz :</b> -2,40    -2,40</p> <p><b>T1 :</b> 22,10</p>			<p><b>R19</b>  3,16    TR15°</p> <p><b>R06</b>  2,39    SR</p> <p><b>R35</b>  4,75    SR.R</p>					
	 <p>50,00 x 92,00 x 24,00</p>								Montaj Yüksekliği



SCANIA		P678 107				Ø115,00			
 <p><b>Ø115</b></p> <p>RC,BB,EP</p> <p>6</p> <p>Diesel Engine: DC 9.01/02/03/04/05/06 Euro3 R 6 Diesel, 8974 cm, 169-221 kW (230-301 PS) 18;1, 2 Ventile 94 D/230 - 260 94 D/300, P 230, P 260 , 94 94-SERIES L,P,R OMNICITY</p>	<b>P678 107 000</b>	STD	STD	<b>R678 107 000</b>	<b>S678 107 000</b>	<b>L678 105 001</b>	STD	<b>K678 107 000</b>	
	<p><b>ST :</b> 83,40</p> <p><b>TB :</b> 131,00</p> <p><b>ØH :</b> 73,00</p> <p><b>Hz :</b> -20,20    -11,60</p> <p><b>Hx/y :</b> 0,00    1,00</p> <p><b>ØV :</b></p> <p><b>Vz :</b></p> <p><b>T1 :</b> 19,50</p>			<p><b>R20</b>  3,16    TR15°</p> <p><b>R06</b>  2,39    SR</p> <p><b>R35</b>  3,50    SR</p>			<p><b>Type :</b> W</p> <p><b>Coating :</b></p> <p><b>Ø A :</b> 127,70</p> <p><b>Ø C :</b> 140,76</p> <p><b>H :</b> 8,3</p> <p><b>L :</b> 257,5</p> <p><b>F :</b> 0,80</p>		Montaj Yüksekliği
	 <p>50,00 x 92,00 x 24,00</p>								




SCANIA				P678 108				Ø115,00			
 <p><b>Ø115</b></p> <p>RC,EP 6</p> <p>Diesel Engine: DC 9.01/02/03/04/05/06 Euro3 R 6 Diesel, 8974 cm, 169-221 kW (230-301 PS) 18;1, 2 Ventile 94 D/230 - 260 94 D/300, P 230, P 260 , 94 94-SERIES L,P,R OMNICITY</p>	P678 108 000	STD	STD	R678 108 000	S678 108 000	L678 105 001	STD	K678 108 000			
	<p>ST : 83,40</p> <p>TB : 131,00</p> <p>ØH : 73,00</p> <p>Hz : -20,20 -11,60</p> <p>Hx/y : 0,00 1,00</p> <p>ØV : </p> <p>Vz : </p> <p>T1 : 19,50</p>	<p><b>R20</b>  3,16 ETR6°</p> <p><b>R06</b>  2,39 SR</p> <p><b>R35</b>  3,50 SR</p>			<p>Type : W</p> <p>Coating :</p> <p>Ø A : 127,70</p> <p>Ø C : 140,76</p> <p>H : 8,3</p> <p>L : 257,5</p> <p>F : 0,80</p>						
	 <p>50,00 x 92,00 x 24,00</p>										







SCANIA				P678 109				Ø115,00			
 <p><b>Ø115</b></p> <p>RC 6</p> <p>Diesel Engine: <b>D 9 A / D 9 M /</b> <b>DS 9 93M / DS 9</b> <b>95M</b> <b>DSC 9 47 / DSI 9</b> <b>44 M / DSI 9 50M</b> <b>/ DSI 9 60M</b></p>	P678 109 000	STD	STD	R678 109 000	S678 109 000	L678 106 000	STD	K678 109 000			
	<p>ST : 83,40</p> <p>TB : 130,90</p> <p>ØH : 72,00</p> <p>Hz : -20,50 -5,75</p> <p>Hx/y : -3,00 2,00</p> <p>ØV : 53,00 61,00</p> <p>Vz : -2,40 -2,60</p> <p>T1 : 19,50</p>	<p><b>R16</b>  3,16 TR15°</p> <p><b>R06</b>  2,39 SR</p> <p><b>R35</b>  3,50 SR</p>			<p>Type : W</p> <p>Coating :</p> <p>Ø A : 128,00</p> <p>Ø C : 140,76</p> <p>H : 8,30</p> <p>L : 257,50</p> <p>F : 17,70</p>						
	 <p>50,00 x 92,00 x 24,00</p>										









SCANIA		P678 201				Ø127,00		
 <p><b>Ø127</b></p> <p>RC,YP,T</p> <p>6</p> <p>Diesel Engine :</p> <p><b>DS 11.75 / DSC 11.21 / DSC 11.35 / DSC 11.36</b></p> <p><b>DSC 11.71 / DSC 11.72 / DSC 11.70 / DSC 11 Euro 2 / DSC 11 Euro 1</b></p> <p>R 6, 11018 cm³, 235-266 kW (320-362PS) 17:1 Turbo, LLK P 113 - 1991...08/1994 / R 113 1991...08/1994 T 113 - 1991...08/1994 / M 113 1991...08/1994</p>	<p><b>P678 201 000</b></p> <p>STD</p> <p>STD</p>	<p><b>R678 201 000</b></p>	<p><b>S678 201 000</b></p>	<p><b>L678 206 000</b></p> <p><b>L678 206 001</b></p> <p><b>L678 206 002</b></p> <p><b>L678 206 003</b></p>	<p>STD</p> <p>Ø C : -,12</p> <p>Ø C : -,12</p>	<p><b>K678 201 000</b></p> <p><b>K678 201 001</b></p> <p><b>K678 201 002</b></p> <p><b>K678 201 003</b></p>		
	<p>ST : 98,76</p> <p>TB : 156,26</p> <p>ØH : 90,00</p> <p>Hz : -16,52 -7,00</p> <p>Hx/y : 0,00 0,00</p> <p>ØV : 66,40 66,40</p> <p>Vz : -2,96 -2,96</p> <p>T1 : 14,00</p>	<p><b>R19</b>  3,50 TR15°</p> <p><b>R09</b>  2,39 SR</p> <p><b>R35</b>  4,75 SR.R</p>	<p>Type : W</p> <p>Coating :</p> <p>Ø A : 140</p> <p>Ø C : 153,80</p> <p>H : 7,90</p> <p>L : 291</p> <p>F : 0,8</p>	<p><b>C678 139 400</b> 3x139,5*4</p> <p><b>C678 139 400</b> 2x139,5*4</p> <p><b>C678 138 110</b> 113814311</p>	<p>Montaj Yüksekliği</p> <p>- 0,15 / + 0,15</p>			
 <p>50,00 x 108,00 x 24,00</p>								

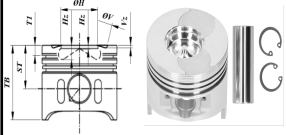



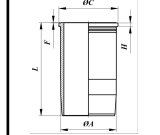








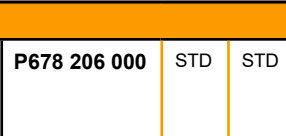


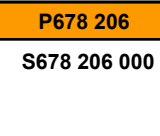
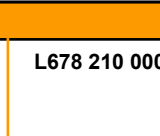


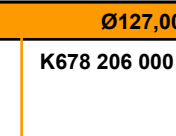





SCANIA		P678 202				Ø127,00		
 <p><b>Ø127</b></p>	<p><b>P678 202 000</b></p> <p>STD</p> <p>STD</p>	<p><b>R678 202 000</b></p>	<p><b>S678 202 000</b></p>					
	<p>ST : 98,76</p> <p>TB : 156,26</p> <p>ØH : 90,00</p> <p>Hz : -16,52 -7,00</p> <p>Hx/y : 0,00 0,00</p> <p>ØV : 66,40 66,40</p> <p>Vz : -2,96 -2,96</p> <p>T1 : 14,70</p>	<p><b>R01</b>  2,39 SR</p> <p><b>R09</b>  2,39 SR</p> <p><b>R09</b>  2,39 SR</p> <p><b>R35</b>  4,75 SR.R</p>	<p>Montaj Yüksekliği</p>					
 <p>50,00 x 108,00 x 24,00</p>								




SCANIA				P678 203				Ø127,00	
 <p><b>Ø127</b></p> <p>RC,YP,T</p> <p>6</p> <p>Diesel Engine :</p> <p><b>D 11</b></p> <p><b>DN 11.01</b></p> <p>R 6, 11000 cm<sup>3</sup>, 149 - 153 kW (203 - 208 PS), 15:1 L 110 09/1973...1975 / LB 110 09/1973...1975 / L, LB, LBS, LBT 111</p>	<p><b>P678 203 000</b></p> <p>STD</p> <p>STD</p>	<p><b>R678 203 000</b></p>	<p><b>S678 203 000</b></p>	<p><b>L678 207 000</b></p> <p><b>L678 207 001</b></p> <p><b>L678 207 002</b></p> 	<p>STD</p> <p>H : ,1</p> <p>-140</p>	<p><b>K678 203 000</b></p> <p><b>K678 203 001</b></p> <p><b>K678 203 002</b></p>			
							<p>ST : 98,76</p> <p>TB : 156,26</p> <p>ØH : 76,00</p> <p>Hz : -27,06 -6,00</p> <p>Hx/y : 0,00 0,00</p> <p>ØV : 66,40 66,40</p> <p>Vz : -2,96 -2,96</p> <p>T1 : 23,30</p>	<p><b>R01</b>  2,39 SR</p> <p><b>R09</b>  2,39 SR</p> <p><b>R35</b>  4,75 SR.R</p>	<p>Type : W</p> <p>Coating :</p> <p>Ø A : 140</p> <p>Ø C : 153,8</p> <p>H : 7,90</p> <p>L : 291</p> <p>F : 0,8</p>
 <p>50,00 x 108,00 x 24,00</p>				<p><b>C678 139 400</b> 3x139,5*4</p>	<p>- 0,14 / + 0,15</p>				






SCANIA				P678 204				Ø127,00	
 <p><b>Ø127</b></p> <p>RC,YP,T</p> <p>8</p> <p>Diesel Engine :</p> <p><b>DS 14 / DS 14.01</b></p> <p><b>-02 / DSI 14.01 / DS 14.06 / DSC 14.01-02</b></p> <p>V 8, 14200 cm<sup>3</sup>, 257 kW (350 PS), 15:1 Turbo, / L 140 1969...1976 / LB 140 1969...1976 / LS 140 1969...1976 DS 14.01, V 8, 14200 cm<sup>3</sup>, 309 - 316 kW (420 - 430 PS), 15:1 Turbo, LLK, R 142 E 1983... / 146 1983... / L 141 S 1983... / LB 141 S 1983... DS 14.06, V 8, 14200 cm<sup>3</sup>, 276 - 291 kW (375 - 396 PS), 15:1 Turbo, 141 / 142 / 146 1977...</p>	<p><b>P678 204 000</b></p> <p>STD</p> <p>STD</p>	<p><b>R678 204 000</b></p>	<p><b>S678 204 000</b></p>	<p><b>L678 208 000</b></p> <p><b>L678 208 001</b></p> 	<p>STD</p> <p>Ø C : ,2</p>	<p><b>K678 204 000</b></p> <p><b>K678 204 001</b></p>			
							<p>ST : 94,67</p> <p>TB : 146,67</p> <p>ØH : 75,00</p> <p>Hz : -26,20 -6,00</p> <p>Hx/y : 0,00 0,00</p> <p>ØV : 65,80 56,20</p> <p>Vz : -2,92 -2,92</p> <p>T1 : 24,00</p>	<p><b>R16</b>  3,16 TR15°</p> <p><b>R09</b>  2,39 SR</p> <p><b>R35</b>  4,75 SR.R</p>	<p>Type : W</p> <p>Coating :</p> <p>Ø A : 140</p> <p>Ø C : 155,8</p> <p>H : 10,05</p> <p>L : 276</p> <p>F : 0,4</p>
 <p>50,00 x 108,00 x 24,00</p>				<p><b>C678 140 400</b> 2x140*4</p> <p><b>C678 000 010</b> 113814311</p> <p><b>C678 148 010</b> 1x1X TOMBAK 148,1*153,7</p>	<p>- 0,16 / - 0,54</p>				



SCANIA		P678 205				Ø127,00		
       	 <p><b>Ø127</b></p> <p>RC,YP,T</p> <p>6</p> <p>Diesel Engine :</p> <p><b>DS 11.01 / DSI 11.01 / DS 11.01 -02-14-15-18 / DSC 11.01-02-04 -11</b></p> <p>R 6, 11018 cm<sup>3</sup>, 202 kW (275 PS), 15:1 Turbo, / L 110 S / LBS 110 S / LB 110 S / LS 110 S 09/1973...1975</p> <p>R 6, 11018 cm<sup>3</sup>, 206 - 245 kW (280 - 333 PS), 15:1 Turbo, LLK, / L 111 S / P 112 / 9 112 H / R 112 MA 1975...1988</p> <p>R 6, 11018 cm<sup>3</sup>, 202 kW (275 PS), 15:1 Turbo,</p> <p>L 110 S / LBS 110 S / LB 110 S / LS 110 S 09/1973...1975</p>	<p><b>P678 205 000</b></p> <p>STD</p> <p>STD</p>	<p><b>R678 205 000</b></p> <p><b>S678 205 000</b></p>	<p><b>L678 209 000</b></p> <p><b>L678 209 001</b></p> <p><b>L678 209 002</b></p>	<p>STD</p> <p>Ø A : -,07</p> <p>-140</p>	<p><b>K678 205 000</b></p> <p><b>K678 205 001</b></p> <p><b>K678 205 002</b></p>		
	<p>ST : 98,76</p> <p>TB : 156,26</p> <p>ØH : 76,00</p> <p>Hz : -27,06 -6,00</p> <p>Hx/y : 0,00 0,00</p> <p>ØV : 66,00 66,00</p> <p>Vz : -2,96 -2,96</p> <p>T1 : 23,50</p>	<p><b>R01</b>  2,39 SR</p> <p><b>R09</b>  2,39 SR</p> <p><b>R35</b>  4,75 SR.R</p>	<p>Type : W</p> <p>Coating :</p> <p>Ø A : 140</p> <p>Ø C : 153,8</p> <p>H : 7,9</p> <p>L : 291</p> <p>F : 0,8</p>	<p><b>C678 139 400</b> 3x139,5*4</p> <p><b>C678 139 400</b> 3x139,5*4</p> <p><b>C678 141 240</b> 1x141*2,4</p>	<p>Montaj Yüksekliği</p>			
 <p>50,00 x 108,00 x 24,00</p>								
SCANIA		P678 206				Ø127,00		
       	 <p><b>Ø127</b></p> <p>RC</p> <p>8</p> <p>Diesel Engine :</p> <p><b>DS 14 (USA)</b></p> <p><b>DS 14 LB 05</b></p> <p><b>DSC 14 (USA)</b></p> <p><b>DSI 14 (USA)</b></p>	<p><b>P678 206 000</b></p> <p>STD</p> <p>STD</p>	<p><b>R678 206 000</b></p> <p><b>S678 206 000</b></p>	<p><b>L678 210 000</b></p>	<p>STD</p>	<p><b>K678 206 000</b></p>		
	<p>ST : 94,67</p> <p>TB : 146,67</p> <p>ØH : 75,50</p> <p>Hz : -24,80 -6,50</p> <p>Hx/y : 0,00 0,00</p> <p>ØV : 56,30 65,30</p> <p>Vz : -2,92 -2,92</p> <p>T1 : 24,00</p>	<p><b>R16</b>  3,16 TR15°</p> <p><b>R09</b>  2,39 SR</p> <p><b>R35</b>  4,75 SR.R</p>	<p>Type : W</p> <p>Coating :</p> <p>Ø A : 140</p> <p>Ø C : 155,8</p> <p>H : 10,05</p> <p>L : 276</p> <p>F : 0,4</p>	<p><b>C678 139 400</b> 3x139,5*4</p> <p><b>C678 139 400</b> 3x139,5*4</p> <p><b>C678 141 240</b> 1x141*2,4</p>	<p>Montaj Yüksekliği</p>			
 <p>50,00 x 108,00 x 24,00</p>								






SCANIA		P678 207				Ø127,00		
 <p><b>Ø127</b></p> <p>RC,YP,T</p> <p>8</p> <p>Diesel Engine :</p> <p><b>DSC 14.05</b></p> <p><b>DSC 14.06</b></p> <p>V 8, 14181 cm<sup>3</sup>, 290 - 309 kW (394 - 420 PS), 16:1 Turbo, LLK, R 142 1986... / T 142 1986...</p>	<b>P678 207 000</b>	STD	STD	<b>R678 207 000</b>	<b>S678 207 000</b>	<b>L678 211 000</b>	STD	<b>K678 207 000</b>
	<p>ST : 94,67</p> <p>TB : 146,67</p> <p>ØH : 75,10</p> <p>H<sub>z</sub> : -24,00 -6,50</p> <p>H<sub>x/y</sub> : 0,00 0,00</p> <p>ØV : 56,30 65,30</p> <p>V<sub>z</sub> : -2,92 -2,92</p> <p>T1 : 24,40</p>	<p><b>R16</b>  3,50 TR15°</p> <p><b>R09</b>  2,39 SR</p> <p><b>R35</b>  4,75 SR.R</p>		<p>Type : W</p> <p>Coating :</p> <p>Ø A : 140</p> <p>Ø C : 155,8</p> <p>H : 10,05</p> <p>L : 276</p> <p>F : 0,4</p>		<p><b>C678 140 400</b> 2x140*4</p> <p><b>C678 138 110</b> 113814311</p> <p><b>C678 000 010</b> 1x1X TOMBAK</p> <p><b>C678 148 010</b> 148,1*153,7</p>	<p>Montaj Yüksekliği</p> <p>- 0,16 / - 0,54</p>	
 <p>50,00 x 108,00 x 24,00</p>								











SCANIA		P678 208				Ø127,00		
 <p><b>Ø127</b></p> <p>RC</p> <p>8</p> <p>Diesel Engine :</p> <p><b>DSC 14.05 /</b></p> <p><b>DSC 14.06</b></p> <p>V 8, 14181 cm<sup>3</sup>, 290 - 309 kW (394 - 420 PS), 16:1 Turbo, LLK, R 142 1986... / T 142 1986...</p>	<b>P678 208 000</b>	STD	STD	<b>R678 208 000</b>	<b>S678 208 000</b>	<b>L678 212 000</b>	STD	<b>K678 208 000</b>
	<p>ST : 94,67</p> <p>TB : 146,67</p> <p>ØH : 75,50</p> <p>H<sub>z</sub> : -26,20 -8,85</p> <p>H<sub>x/y</sub> : 0,00 0,00</p> <p>ØV : 56,30 65,30</p> <p>V<sub>z</sub> : -2,92 -2,92</p> <p>T1 : 23,65</p>	<p><b>R16</b>  3,50 TR15°</p> <p><b>R09</b>  2,39 SR</p> <p><b>R35</b>  4,75 SR.R</p>		<p>Type : W</p> <p>Coating :</p> <p>Ø A : 140</p> <p>Ø C : 155,8</p> <p>H : 10,05</p> <p>L : 276</p> <p>F : 0,4</p>		<p>Montaj Yüksekliği</p>		
 <p>50,00 x 108,00 x 24,00</p>								




SCANIA		P678 209				Ø127,00	
 <b>Ø127</b>	<b>P678 209 000</b>	STD	STD	<b>R678 209 000</b>	<b>S678 209 000</b>		
	<b>ST :</b> 94,67 <b>TB :</b> 146,67 <b>ØH :</b> 75,50 <b>Hz :</b> -24,80    -6,50 <b>Hx/y :</b> 0,00    0,00 <b>ØV :</b> 56,30    65,30 <b>Vz :</b> -2,92    -2,92 <b>T1 :</b> 23,65			<b>R01</b>  2,39 SR <b>R09</b>  2,39 SR <b>R09</b>  2,39 SR <b>R35</b>  4,75 SR			
 50,00 x 108,00 x 24,00							Montaj Yüksekliği



SCANIA		P678 210				Ø127,00	
 <b>Ø127</b>	<b>P678 210 000</b>	STD	STD	<b>R678 210 000</b>	<b>S678 210 000</b>		
	<b>ST :</b> 47,15 <b>TB :</b> 87,20 <b>ØH :</b> <b>Hz :</b> <b>Hx/y :</b> <b>ØV :</b> <b>Vz :</b> <b>T1 :</b>			<b>R19</b>  3,50 <b>R09</b>  2,39 <b>R35</b>  3,50			
 54,00 x 106,00 x 22,00							Montaj Yüksekliği

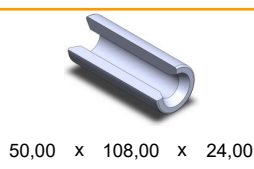


SCANIA		P678 213				Ø127,00		
 <p><b>Ø127</b></p> <p>RC,T 6</p> <p>Diesel Engine : <b>DS 11.34 / DS 11.73 / DSC 11.12 / DSC 11.13 / DSC 11.16 / DSC 11.17 / DSC 11.18</b> R 6 Diesel, 11018 cm<sup>3</sup>, 230 - 265 kW (313 - 360 PS), 16:1 Turbo, LLK, 113 1987...</p>	<p><b>P678 213 000</b></p>	STD	STD	<p><b>R678 213 000</b></p>	<p><b>S678 213 000</b></p>	<p><b>L678 213 000</b></p> <p><b>L678 213 001</b></p> <p><b>L678 213 002</b></p> <p><b>L678 213 003</b></p>	<p>STD</p> <p>H : ,3</p> <p>H : ,3</p>	<p><b>K678 213 000</b></p> <p><b>K678 213 001</b></p> <p><b>K678 213 002</b></p> <p><b>K678 213 003</b></p>
	<p>ST : 98,76</p> <p>TB : 156,26</p> <p>ØH : 75,10</p> <p>Hz : -24,50 -6,25</p> <p>Hx/y : 0,00 0,00</p> <p>ØV : 66,00 66,00</p> <p>Vz : -2,96 -2,96</p> <p>T1 : 23,50</p>	<p><b>R19</b>  3,50 TR15°</p> <p><b>R09</b>  2,39 SR</p> <p><b>R35</b>  4,75 SR.R</p>	<p>Type : W</p> <p>Coating :</p> <p>Ø A : 140</p> <p>Ø C : 153,8</p> <p>H : 7,9</p> <p>L : 291</p> <p>F : 0,8</p>	<p>Montaj Yüksekliği</p> <p><b>C678 139 400</b> 3x139,5*4</p> <p><b>C678 139 400</b> 3x139,5*4</p> <p><b>C678 141 240</b> 1x141*2,4</p> <p>- 0,14 / + 0,15</p>				
 <p>50,00 x 108,00 x 24,00</p>								
SCANIA		P678 214				Ø127,00		
 <p><b>Ø127</b></p> <p>RC 6</p> <p>Diesel Engine : <b>DSI 11, DSC 11,</b> R 6 Diesel Motor 16:1 Veicular / Maritimo / Estacionario Motores Serie 113 Apos 1990</p>	<p><b>P678 214 000</b></p>	STD	STD	<p><b>R678 214 000</b></p>	<p><b>S678 214 000</b></p>	<p><b>L678 214 000</b></p> <p><b>L678 214 001</b></p>	<p>STD</p> <p>L : ,1</p>	<p><b>K678 214 000</b></p> <p><b>K678 214 001</b></p>
	<p>ST : 98,76</p> <p>TB : 156,26</p> <p>ØH : 75,00</p> <p>Hz : -24,00 -5,80</p> <p>Hx/y : 0,00 0,00</p> <p>ØV : 66,00 66,00</p> <p>Vz : -2,96 -2,96</p> <p>T1 : 23,50</p>	<p><b>R19</b>  3,50 TR15°</p> <p><b>R09</b>  2,39 SR</p> <p><b>R35</b>  4,75 SR.R</p>	<p>Type : W</p> <p>Coating :</p> <p>Ø A : 140</p> <p>Ø C : 153,8</p> <p>H : 7,9</p> <p>L : 291</p> <p>F : 0,8</p>	<p>Montaj Yüksekliği</p>				
 <p>50,00 x 108,00 x 24,00</p>								














SCANIA		P678 215				Ø127,00			
 <b>Ø127</b>	<b>P678 215 000</b>	STD	STD	<b>R678 215 000</b>	<b>S678 215 000</b>				
	<b>ST :</b> 98,76 <b>TB :</b> 156,26 <b>ØH :</b> 90,00 <b>Hz :</b> -16,52 <b>Hx/y :</b> <b>ØV :</b> <b>Vz :</b> <b>T1 :</b>				3,50 TRX 2,39 4,75				
									Montaj Yüksekliği

SCANIA		P678 216				Ø127,00				
 <b>Ø127</b> RC,OCP,EP,YP,T 8 Diesel Engine : <b>DSC 14.03-04 /</b> <b>DSC 14.16 Euro 2</b> <b>/ DSC 14.08-09-10</b> <b>Euro 1</b> V8 14181 cm³ 331-346 Kw (450 -470 ps) Turbo LLK 1988-... R 143L, R143MA, R 143R, T 143 V8 14181 cm³ 331-346 Kw (450 -470 ps) Turbo LLK / R 143L, R 143R, T 143 1988-...	<b>P678 216 000</b>	STD	STD	<b>R678 216 000</b>	<b>S678 216 000</b>	<b>L678 215 000</b>	STD	<b>K678 216 000</b>		
	<b>ST :</b> 94,67 <b>TB :</b> 146,67 <b>ØH :</b> 75,50 <b>Hz :</b> -23,85 -6,35 <b>Hx/y :</b> 0,00 0,00 <b>ØV :</b> 61,50 65,50 <b>Vz :</b> -2,92 -2,92 <b>T1 :</b> 15,25			<b>R19</b>  3,50 TR15° <b>R09</b>  2,39 SR <b>R35</b>  4,75 SR.R			 <b>Type :</b> W <b>Coating :</b> <b>Ø A :</b> 140 <b>Ø C :</b> 155,7 <b>H :</b> 10,05 <b>L :</b> 275,5 <b>F :</b> 0,4			Montaj Yüksekliği










SCANIA		P678 217				Ø127,00		
 <p><b>Ø127</b></p> <p>RC 6</p> <p>Diesel Engine : <b>DS 11.75 /</b> <b>DSC 11.01</b> 230 KW ( 313 PS ) 16:1 112, 113</p>	<b>P678 217 000</b>	STD	STD	<b>R678 217 000</b>	<b>S678 217 000</b>	<b>L678 216 000</b>	STD	<b>K678 217 000</b>
	<p>ST : 98,76</p> <p>TB : 156,26</p> <p>ØH : 75,00</p> <p>Hz : -16,52</p> <p>Hx/y :</p> <p>ØV :</p> <p>Vz : -2,96    -2,96</p> <p>T1 :</p>	<p><b>R19</b>  3,50    TR15°</p> <p><b>R09</b>  2,39</p> <p><b>R35</b>  4,75</p>		<p>Type : W</p> <p>Coating :</p> <p>Ø A : 140</p> <p>Ø C : 153,86</p> <p>H : 7,90</p> <p>L : 291</p> <p>F : 0,8</p>		<p>Montaj Yüksekliği</p>		
 <p>50,00 x 108,00 x 24,00</p>								

SCANIA		P678 218				Ø127,00		
 <p><b>Ø127</b></p> <p>RC 8</p> <p>Diesel Engine : <b>DS 11.01 / DSI</b> <b>11.01</b> <b>DS 11.01-02-14-15</b> <b>-18 / DSC 11.01</b> <b>-02-04-11</b> <b>4-RING</b> See: 606 K00800</p>	<b>P678 218 000</b>	STD	STD	<b>R678 218 000</b>	<b>S678 218 000</b>	<b>L678 217 000</b>	STD	<b>K678 218 000</b>
	<p>ST : 98,76</p> <p>TB : 156,26</p> <p>ØH : 76,00</p> <p>Hz : -27,06    -6,00</p> <p>Hx/y : 0,00    0,00</p> <p>ØV : 66,00    66,00</p> <p>Vz : -2,96    -2,96</p> <p>T1 : 23,50</p>	<p><b>R01</b>  2,39    SR</p> <p><b>R09</b>  2,39    SR</p> <p><b>R09</b>  2,39    SR</p> <p><b>R35</b>  4,75    SR.R</p>		<p>Type : W</p> <p>Coating :</p> <p>Ø A : 140</p> <p>Ø C : 153,8</p> <p>H : 7,90</p> <p>L : 291</p> <p>F : 0,80</p>		<p>Montaj Yüksekliği</p>		
 <p>50,00 x 108,00 x 24,00</p>								






SCANIA		P678 219				Ø127,00	
 <p><b>Ø127</b></p>	<b>P678 219 000</b>	STD	STD	<b>R678 219 000</b>	<b>S678 219 000</b>		
	<p>ST : 47,15</p> <p>TB : 87,20</p> <p>ØH :</p> <p>H<sub>z</sub> :</p> <p>Hx/y :</p> <p>ØV :</p> <p>V<sub>z</sub> :</p> <p>T1 :</p>			<p><b>R19</b>  3,50 TR15°</p> <p><b>R09</b>  2,39 SR</p> <p><b>R35</b>  3,50 SR.R</p>			
	 <p>54,00 x 106,00 x 22,00</p>						Montaj Yüksekliği

SCANIA		P678 220				Ø127,00	
 <p><b>Ø127</b></p>	<b>P678 220 000</b>	STD	STD	<b>R678 220 000</b>	<b>S678 220 000</b>		
	<p>ST : 85,21</p> <p>TB : 122,40</p> <p>ØH : 88,56</p> <p>H<sub>z</sub> : -22,40 -7,25</p> <p>Hx/y : 0,00 0,00</p> <p>ØV :</p> <p>V<sub>z</sub> :</p> <p>T1 : 14,75</p>			<p><b>R19</b>  3,50 TR15°</p> <p><b>R09</b>  2,39 SR</p> <p><b>R35</b>  3,50 SR.R</p>			
	<p>x x</p>						Montaj Yüksekliği











SCANIA		P678 221				Ø127,00		
 <p><b>Ø127</b></p> <p>RC</p> <p>8</p> <p>Diesel Engine:  <b>DSC 14.08 (17:1)</b>  <b>Euro 1</b>  <b>DSC 14.10 (17:1)</b>  <b>Euro 1</b>                      V 8 Diesel, 14181 cm<sup>3</sup>, 309-331 kW (420-450 PS) 17:1 Turbo, LLK Motor-Nr. 5548743 R 143, T 143 1993...</p>	<b>P678 221 000</b>	STD	STD	<b>R678 221 000</b>	<b>S678 221 000</b>	<b>L678 218 000</b>	STD	<b>K678 221 000</b>
	<p>ST : 94,67</p> <p>TB : 146,67</p> <p>ØH : 89,35</p> <p>Hz : -15,92    -6,15</p> <p>Hx/y : 0,00    0,00</p> <p>ØV : 61,50    65,50</p> <p>Vz : -2,92    -2,92</p> <p>T1 : 15,10</p>	<p><b>R19</b>  3,50 TR15°</p> <p><b>R09</b>  2,39 SR</p> <p><b>R35</b>  4,75 SR</p>		<p>Type : W</p> <p>Coating :</p> <p>Ø A : 140</p> <p>Ø C : 155,7</p> <p>H : 10,05</p> <p>L : 275,5</p> <p>F : 0,4</p>		<p>Montaj Yüksekliği</p>		
 <p>50,00 x 108,00 x 24,00</p>								

SCANIA		P678 222				Ø127,00		
 <p><b>Ø127</b></p> <p>RC</p> <p>Diesel Engine:  <b>DS 143</b></p>	<b>P678 222 000</b>	STD	STD	<b>R678 222 000</b>	<b>S678 222 000</b>			
	<p>ST : 94,67</p> <p>TB : 146,67</p> <p>ØH : 75,50</p> <p>Hz : -24,00    -6,35</p> <p>Hx/y : 0,00    0,00</p> <p>ØV : 61,00    69,00</p> <p>Vz : -2,92    -2,92</p> <p>T1 : 15,00</p>	<p>3,50 TR15°</p> <p>2,39 SR</p> <p>4,75 SR.R</p>		<p>Montaj Yüksekliği</p>				
 <p>50,00 x 108,00 x 24,00</p>								








SCANIA		P678 223				Ø127,00		
 <p><b>Ø127</b></p> <p>RC,OCP,EP,YP,T 8</p> <p>Diesel Engine : <b>DSC 14.08 /</b> <b>DSC 14.09 Euro 1</b> <b>DSC 14.10 /</b> <b>DSC 14.16 Euro 1</b> V 8 Diesel 14181 cm³, 368 kW (500 PS), 17:1 Turbo LLK R 143, T 143 1993...</p>	<b>P678 223 000</b>	STD	STD	<b>R678 223 000</b>	<b>S678 223 000</b>	<b>L678 219 000</b> <b>L678 219 001</b>	STD Ø A : -,08	<b>K678 223 000</b> <b>K678 223 001</b>
	<p>ST : 94,67</p> <p>TB : 146,67</p> <p>ØH : 89,40</p> <p>Hz : -15,06 -5,30</p> <p>Hx/y : 0,00 0,00</p> <p>ØV : 61,50 65,50</p> <p>Vz : -2,92 -2,92</p> <p>T1 : 15,25</p>	<p><b>R19</b>  3,50 TR15°</p> <p><b>R09</b>  2,39 SR</p> <p><b>R35</b>  4,75 SR.R</p>		<p>Type : W</p> <p>Coating :</p> <p>Ø A : 140</p> <p>Ø C : 155,7</p> <p>H : 10,05</p> <p>L : 275,5</p> <p>F : 0,40</p>			<p>Montaj Yüksekliği</p> <p>- 0,16 / - 0,54</p>	
	 <p>50,00 x 108,00 x 24,00</p>	<p><b>C678 139 400</b> 2x139,5*4</p> <p><b>C678 138 110</b> 113814311</p> <p><b>C678 139 400</b> 2*139,5*4</p> <p><b>C678 138 110</b> 113814311</p>						

SCANIA		P678 224				Ø127,00		
 <p><b>Ø127</b></p> <p>RC,YP,T 6/8</p> <p>Diesel Engine: <b>DC 12 Euro3</b> <b>01,02,03,09 /</b> <b>DSC 12 Euro2</b> <b>01,02,03,05</b> <b>DT 12 Euro3 02 /</b> <b>DC 16 Euro3 02</b> V 8 Diesel, 15600 cm³, 353 kW (480 PS), 18:1 Turbo, LLK, 4 Ventile / R 164, T 164 04/2000... R 6 Diesel, 11716 cm³, 265 kW (360 PS), 18:1 Turbo, LLK, 4 Ventile K 124, P 124, R 124, T 124 08/1997...02/2002 / 09/1995...09/2004 / 03/1995...09/2004</p>	<b>P678 224 000</b>	STD	STD	<b>R678 224 000</b>	<b>S678 224 000</b>	<b>L678 220 000</b> <b>L678 220 001</b> <b>L678 220 002</b>	STD Ø C : 1 -139	<b>K678 224 000</b> <b>K678 224 001</b> <b>K678 224 002</b>
	<p>ST : 85,04</p> <p>TB : 129,04</p> <p>ØH : 78,00</p> <p>Hz : -22,15 -8,00</p> <p>Hx/y : 0,00 0,00</p> <p>ØV :</p> <p>Vz :</p> <p>T1 : 15,85</p>	<p><b>R16</b>  3,50 TR15°</p> <p><b>R09</b>  2,39 SR</p> <p><b>R35</b>  3,50 SR.R</p>		<p>Type : W</p> <p>Coating :</p> <p>Ø A : 139,00</p> <p>Ø C : 150,00</p> <p>H : 194,27</p> <p>L : 271,10</p> <p>F : 0,85</p>			<p>Montaj Yüksekliği</p> <p>0 / +0,25</p>	
	 <p>54,00 x 106,00 x 26,00</p>	<p><b>C678 148 400</b> 1x148*4</p> <p><b>C678 145 250</b> 1x145*2,5</p> <p><b>C678 145 353</b> 1145,64353</p>						

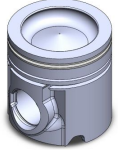









**SCANIA P678 227 Ø127,00**






 <p><b>Ø127</b></p> <p>RC,BB,YP,T</p> <p>6</p> <p>Diesel Engine :</p> <p><b>DC 11.03 Euro3 &amp; DC 9.19 &amp; DC 9.20</b></p> <p>6 Cyl. 10640 cm<sup>3</sup> 250 kW (340 PS), 18:1 Turbo, Intercooler 24 v K114, P114, R114, T114 1996-...</p> <p><b>DC 11.04 Euro3</b></p> <p>6 Cyl. 10640 cm<sup>3</sup> 280 kW (381 PS), 18:1 Turbo, Intercooler 24 v Century 12.35, K114, P114, R114, T114 1996-...</p>	<b>P678 227 000</b>	STD	STD	<b>R678 227 000</b>	<b>S678 227 000</b>	<b>L678 222 000</b>	STD	<b>K678 227 000</b>
	<p>ST : 92,04</p> <p>TB : 136,04</p> <p>ØH : 75,10</p> <p>Hz : -21,15 -8,00</p> <p>Hx/y : 0,00 0,00</p> <p>ØV :</p> <p>Vz :</p> <p>T1 : 14,80</p>	<p><b>R19</b>  3,50 TR15°</p> <p><b>R09</b>  2,39 SR</p> <p><b>R35</b>  3,50 SR.R</p>		<p>Type : W</p> <p>Coating :</p> <p>Ø A : 139,00</p> <p>Ø C : 150,00</p> <p>H : 194,27</p> <p>L : 271,1</p> <p>F : 0,85</p>	<p><b>C678 144 250</b> 1 x 144*2,5</p> <p><b>C678 148 400</b> 1 x 148*4</p>	<p>Montaj Yüksekliği</p>		
 <p>54,00 x 105,00 x 22,00</p>								

**SCANIA P678 228 Ø127,00**






 <p><b>Ø127</b></p> <p>RC,YP,T</p> <p>6</p> <p>Diesel Engine :</p> <p><b>DI12 Euro2</b></p> <p>6 Cyl. 11700cc 235 Kw (321 HP)</p> <p>17:1 Endüstriyel, Marin</p>	<b>P678 228 000</b>	STD	STD	<b>R678 228 000</b>	<b>S678 228 000</b>			
	<p>ST : 85,20</p> <p>TB : 134,00</p> <p>ØH : 90,00</p> <p>Hz : -21,90 -6,15</p> <p>Hx/y : 0,00 0,00</p> <p>ØV :</p> <p>Vz :</p> <p>T1 : 19,50</p>	<p><b>R16</b>  3,50 TR15°</p> <p><b>R09</b>  2,39 SR</p> <p><b>R35</b>  3,50 SR.R</p>		<p>Montaj Yüksekliği</p>				
 <p>54,00 x 106,00 x 22,00</p>								








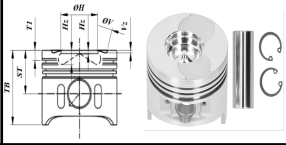
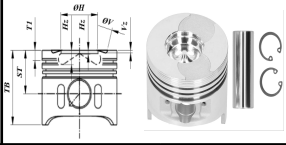
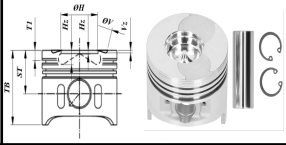
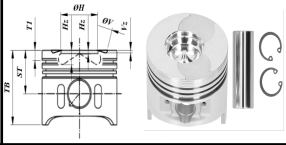
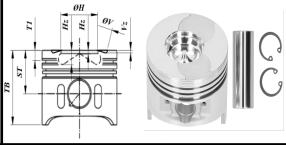
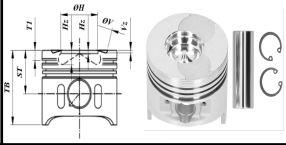
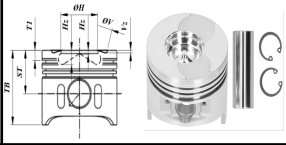
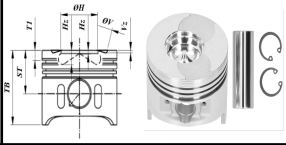
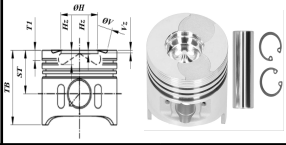
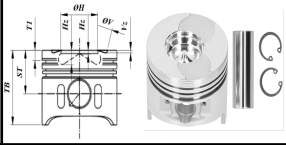
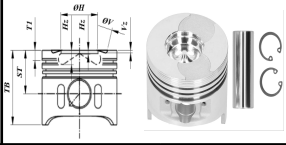
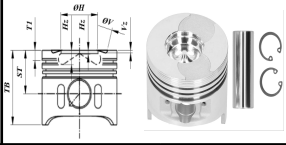
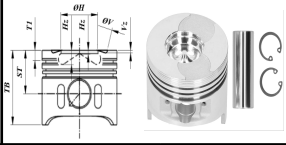
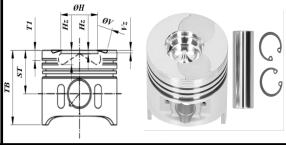
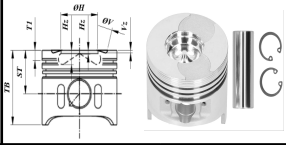
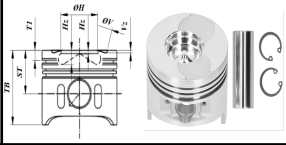
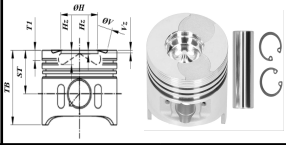
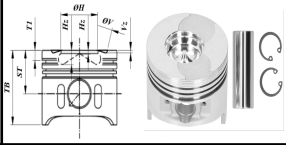
SCANIA		P678 229				Ø127,00		
 <p><b>Ø127</b></p>	<b>P678 229 000</b>	STD	STD	<b>R678 229 000</b>	<b>S678 229 000</b>			
	<p>ST : 92,21</p> <p>TB : 130,00</p> <p>ØH : 75,10</p> <p>H<sub>z</sub> : -21,15    -8,00</p> <p>H<sub>x/y</sub> : 0,00    0,00</p> <p>ØV :</p> <p>V<sub>z</sub> :</p> <p>T1 : 14,70</p>			<p><b>R19</b>  3,50 TR15°</p> <p><b>R04</b>  2,39 SR</p> <p><b>R35</b>  3,50 SR</p>				
	 <p>54,00 x 106,00 x 22,00</p>							Montaj Yüksekliği

SCANIA		P678 230				Ø127,00		
 <p><b>Ø127</b></p>	<b>P678 230 000</b>	STD	STD	<b>R678 230 000</b>	<b>S678 230 000</b>			
	<p>ST : 92,21</p> <p>TB : 132,21</p> <p>ØH : 75,10</p> <p>H<sub>z</sub> : -21,15    -8,00</p> <p>H<sub>x/y</sub> : 0,00    0,00</p> <p>ØV :</p> <p>V<sub>z</sub> :</p> <p>T1 : 14,70</p>			<p><b>R19</b>  3,50 TR15°</p> <p><b>R04</b>  2,39 SR</p> <p><b>R35</b>  3,50 SR</p>				
	 <p>54,00 x 106,00 x 22,00</p>							Montaj Yüksekliği








SCANIA		P678 231				Ø127,00		
 <p><b>Ø127</b></p> <p>AP,YP,T 6</p> <p>Diesel Engine : <b>DC 12.18 Euro5 G-SERIES</b> 380 05.2006...</p> <p><b>DC 12.18 Euro5 P-SERIES</b> 380 09.2006...</p> <p><b>DC 12.18 Euro5 R-SERIES</b> 380 09.2006...</p> <p><b>DC 12.15 Euro5 R-SERIES</b> 420 02.2004...</p> <p><b>DC 12.15 Euro5 P-SERIES</b> 420 09.2004...</p>	<p><b>P678 231 000</b></p>	<p>STD</p>	<p>STD</p>	<p><b>R678 231 000</b></p>	<p><b>S678 231 000</b></p>	<p><b>L678 222 000</b></p> <p><b>L678 222 001</b></p> <p><b>L678 222 002</b></p> <p><b>L678 222 003</b></p>	<p>STD</p> <p>Ø A : 1</p> <p>Ø A : -,5</p> <p>Ø A : -,5</p>	<p><b>K678 231 000</b></p> <p><b>K678 231 001</b></p> <p><b>K678 231 002</b></p> <p><b>K678 231 003</b></p>
	<p>ST : 85,21</p> <p>TB : 125,21</p> <p>ØH : 75,00</p> <p>Hz : -22,95 -7,25</p> <p>Hx/y : 0,00 0,00</p> <p>ØV :</p> <p>Vz :</p> <p>T1 : 14,75</p>	<p><b>R19</b>  3,50 TR15°</p> <p><b>R09</b>  2,39 SR</p> <p><b>R35</b>  3,50 SR.R</p>	<p>Type : W</p> <p>Coating :</p> <p>Ø A : 139,00</p> <p>Ø C : 150,00</p> <p>H : 194,27</p> <p>L : 271,1</p> <p>F : 0,85</p>	<p>Montaj Yüksekliği</p>				
 <p>54,00 x 106,00 x 22,00</p>	<p><b>C678 147 400</b> 1x147*4</p> <p><b>C678 141 350</b> 1x141*3,5</p>							

SCANIA		P678 232				Ø127,00		
 <p><b>Ø127</b></p> <p>AP,T 6</p> <p>Diesel Engine : <b>DC 12.10, 13, 25 Euro 4</b> 09.2005</p> <p><b>DT 12.03, 11, 12, 17 Euro 4</b> 02.2004</p> <p>G 340, P 340, R 340, G 380, P 380</p>	<p><b>P678 232 000</b></p>	<p>STD</p>	<p>STD</p>	<p><b>R678 232 000</b></p>	<p><b>S678 232 000</b></p>	<p><b>L678 223 000</b></p> <p><b>L678 223 001</b></p> <p><b>L678 223 002</b></p>	<p>STD</p> <p>Ø A : 1</p> <p>-139</p>	<p><b>K678 232 000</b></p> <p><b>K678 232 001</b></p> <p><b>K678 232 002</b></p>
	<p>ST : 85,21</p> <p>TB : 125,21</p> <p>ØH : 88,56</p> <p>Hz : -22,40 -7,25</p> <p>Hx/y : 0,00 0,00</p> <p>ØV :</p> <p>Vz :</p> <p>T1 : 14,75</p>	<p><b>R19</b>  3,50 TR15°</p> <p><b>R09</b>  2,39 SR</p> <p><b>R35</b>  3,50 SR.R</p>	<p>Type : W</p> <p>Coating :</p> <p>Ø A : 139,00</p> <p>Ø C : 150,00</p> <p>H : 194,27</p> <p>L : 271,1</p> <p>F : 0,85</p>	<p>Montaj Yüksekliği</p> <p>0 / 0,30</p>				
 <p>54,00 x 106,00 x 22,00</p>								

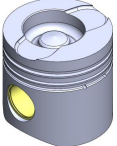




SCANIA		P678 233				Ø127,00		
                 								



SCANIA P678 235 Ø127,00






 <p><b>Ø127</b></p>	<b>P678 235 000</b>	STD	STD	<b>R678 235 000</b>	<b>S678 235 000</b>			
	<b>ST :</b> 94,67 <b>TB :</b> 146,67 <b>ØH :</b> 89,35 <b>H<sub>z</sub> :</b> -15,92    -6,15 <b>H<sub>x/y</sub> :</b> 0,00    0,00 <b>ØV :</b> 61,50    65,50 <b>V<sub>z</sub> :</b> -2,92    -2,92 <b>T1 :</b> 15,10			<b>R19</b>  3,50 TR15° <b>R09</b>  2,39 SR <b>R35</b>  3,50 SR.R				
	 <p>50,00 x 108,00 x 24,00</p>							Montaj Yüksekliği






SCANIA P678 236 Ø127,00

 <p><b>Ø127</b></p> <p>RC,BB,EP,T</p> <p>8</p> <p>Diesel Engine : <b>DSC 14.13/15</b> <b>Euro2</b> 8 Cyl. 14181cc 338-390 Kw (460 -530 Ps) V8 143, 144 1994-... T144 L/460, T144 L/530, 144 L/530, 144 C/460, 144 C/530, 144 G/460, 144 L/460, T 144 C/460, T144 C/530, T 144G/530, T 144 G/460, T 114 L/460</p>	<b>P678 236 000</b>	STD	STD	<b>R678 236 000</b>	<b>S678 236 000</b>	<b>L678 224 000</b>	STD	<b>K678 236 000</b>	
	<b>ST :</b> 94,67 <b>TB :</b> 146,67 <b>ØH :</b> 83,00 <b>H<sub>z</sub> :</b> -19,60    -5,00 <b>H<sub>x/y</sub> :</b> -3,00    2,00 <b>ØV :</b> 58,25    62,00 <b>V<sub>z</sub> :</b> -2,92    -2,92 <b>T1 :</b> 14,75			<b>R19</b>  3,50 TR15° <b>R29</b>  2,39 SR <b>R35</b>  3,50 SR.R			<b>Type :</b> W <b>Coating :</b> <b>Ø A :</b> 139,50 <b>Ø C :</b> 155,86 <b>H :</b> 10,70 <b>L :</b> 275,50 <b>F :</b> 0,38		Montaj Yüksekliği
	 <p>50,00 x 102,00 x 24,00</p>						<b>C678 139 400</b> 2x139,5*4 113814311		










SCANIA		P678 237				Ø127,00		
 <p><b>Ø127</b></p> <p>RC,EP,T</p> <p>6</p> <p>Diesel Engine : <b>DSC 11 Euro2</b> R 6, 11022 cm³, 245-280 kW (333-381 PS) 17:1</p>	<b>P678 237 000</b>	STD	STD	<b>R678 237 000</b>	<b>S678 237 000</b>	<b>L678 206 000</b>	STD	<b>K678 237 000</b>
						<b>L678 206 001</b>		<b>K678 237 001</b>
							<b>L678 206 002</b>	Ø C : -,12
						<b>L678 206 003</b>	Ø C : -,12	<b>K678 237 003</b>
	<p><b>ST :</b> 98,76</p> <p><b>TB :</b> 156,26</p> <p><b>ØH :</b> 83,00</p> <p><b>Hz :</b> -21,30    -5,50</p> <p><b>Hx/y :</b> 0,00    0,00</p> <p><b>ØV :</b> 58,00    58,00</p> <p><b>Vz :</b> -0,50    -0,50</p> <p><b>T1 :</b> 14,70</p>			<p><b>R19</b>  3,50 TR15°</p> <p><b>R09</b>  2,39 SR</p> <p><b>R35</b>  3,50 SR.R</p>		<p><b>Type :</b> W</p> <p><b>Coating :</b></p> <p><b>Ø A :</b> 140</p> <p><b>Ø C :</b> 153,80</p> <p><b>H :</b> 7,90</p> <p><b>L :</b> 291</p> <p><b>F :</b> 0,8</p>		
	 <p>50,00 x 108,00 x 24,00</p>					<p><b>C678 139 400</b> 3x139,5*4</p> <p><b>C678 139 400</b> 2x139,5*4</p> <p><b>C678 138 110</b> 113814311</p>		Montaj Yüksekliği






SCANIA		P678 238				Ø127,00		
 <p><b>Ø127</b></p>	<b>P678 238 000</b>	STD	STD	<b>R678 238 000</b>	<b>S678 238 000</b>			
	<p><b>ST :</b> 53,50</p> <p><b>TB :</b> 93,75</p> <p><b>ØH :</b> 119,50</p> <p><b>Hz :</b> -17,80</p> <p><b>Hx/y :</b> 0,00    0,00</p> <p><b>ØV :</b></p> <p><b>Vz :</b></p> <p><b>T1 :</b> 14,70</p>			<p><b>R19</b>  3,50 TR15°</p> <p><b>R04</b>  2,39 SR</p> <p><b>R35</b>  3,50 SR</p>				
	 <p>54,00 x 106,00 x 22,00</p>							Montaj Yüksekliği



SCANIA P678 239 Ø127,00

 <p><b>Ø127</b></p> <p>RC,BB,T 6</p> <p>Diesel Engine : <b>DC 9.17 / 18 Euro4</b> 6-Cyl. 10640cc,</p>	<b>P678 239 000</b>	STD	STD	<b>R678 239 000</b>	<b>S678 239 000</b>	<b>L678 225 000</b>	STD	<b>K678 239 000</b>	
	<p>ST : 92,04</p> <p>TB : 136,04</p> <p>ØH : 92,50</p> <p>Hz : -27,25    -21,90</p> <p>Hx/y : 0,00    0,00</p> <p>ØV :</p> <p>Vz :</p> <p>T1 : 14,80</p>	<p><b>R19</b>  3,50 TR15°</p> <p><b>R09</b>  2,39 SR</p> <p><b>R35</b>  3,50 SR.R</p>			<p>Type : W</p> <p>Coating : P</p> <p>Ø A : 139,00</p> <p>Ø C : 150,00</p> <p>H : 194,27</p> <p>L : 271,10</p> <p>F :</p>		<p>Montaj Yüksekliği</p>		
	 <p>54,00 x 105,00 x 22,00</p>	<p><b>C678 144 250</b> 1 x 144*2,5</p> <p><b>C678 148 400</b> 1x148*4</p>							






SCANIA P678 240 Ø127,00

 <p><b>Ø127</b></p>	<b>P678 240 000</b>	STD	STD	<b>R678 240 000</b>	<b>S678 240 000</b>				
	<p>ST : 47,15</p> <p>TB : 87,20</p> <p>ØH :</p> <p>Hz :</p> <p>Hx/y :</p> <p>ØV :</p> <p>Vz :</p> <p>T1 :</p>	<p><b>R19</b>  3,50</p> <p><b>R09</b>  2,39</p> <p><b>R35</b>  3,50</p>					<p>Montaj Yüksekliği</p>		
	 <p>54,00 x 106,00 x 22,00</p>								















**SCANIA P678 301 Ø130,00**



 <p><b>Ø130</b> RC,BB,YP,T 6 Diesel Engine : <b>DC 13 PDE EURO 5</b> <b>DC 13 107 410 Euro3 / DC 13 113 400 Euro5, DC 13 115 410 Euro6, DC 13 120 400 EEV</b> 6 Cyl. 12700cc 294 kw-400 PS 25.6280 G 400 CB 8X4, P, G, R, T 400 2013...</p>	<b>P678 301 000</b>	STD	STD	<b>R678 301 000</b>	<b>S678 301 000</b>	<b>L678 326 000</b>	STD	<b>K678 301 000</b>	
	<p>ST : 82,00 TB : 128,00 ØH : 89,01 Hz : -23,10 -8,00 Hx/y : 0,00 0,00 ØV : Vz : T1 : 13,65</p>	<p><b>R17</b>  3,50 TR15° <b>R10</b>  3,00 SR.R <b>R35</b>  4,00 SR.R</p>			<p>Type : W Coating : Ø A : 139,50 Ø C : 150,85 H : 194,27 L : 270,00 F : 0,40</p>		<p>Montaj Yüksekliği</p>		
	 <p>58,00 x 104,00 x 26,00</p>	<p><b>C678 142 353</b> 1142,47353 <b>C678 147 400</b> 1x147,50*4,00</p>							

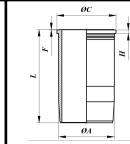
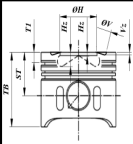
**SCANIA P678 302 Ø130,00**



 <p><b>Ø130</b> RC,OCP,BB 5 Diesel Engine : <b>DC 09 108 Euro 5</b> <b>DC 09 108 Euro 6 /</b> <b>DC 09 111 Euro 6,</b> <b>DC 09 112 Euro 5,</b> <b>DC 09 112 Euro6</b> 5 Cyl. G-SERIES, P-SERIES, R-SERIES,</p>	<b>P678 302 000</b>	STD	STD	<b>R678 302 000</b>	<b>S678 302 000</b>	<b>L678 326 000</b> <b>L678 326 001</b> <b>L678 326 002</b>	STD Ø A : ,5 -139,5	<b>K678 302 000</b> <b>K678 302 001</b> <b>K678 302 002</b>	
	<p>ST : 92,07 TB : 143,50 ØH : 76,01 Hz : -23,09 -8,50 Hx/y : 0,00 0,00 ØV : Vz : T1 : 10,80</p>	<p><b>R16</b>  3,50 TR15° <b>R06</b>  3,00 SR <b>R35</b>  4,00 SR.R</p>			<p>Type : W Coating : Ø A : 139,50 Ø C : 150,85 H : 194,27 L : 270,00 F : 0,40</p>		<p>Montaj Yüksekliği</p>		
	 <p>58,00 x 104,00 x 26,00</p>								



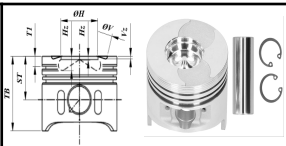

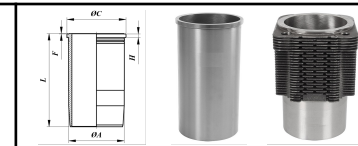





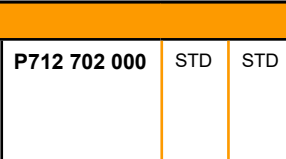
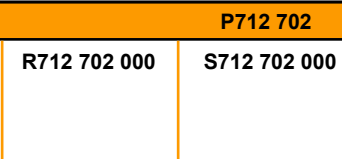

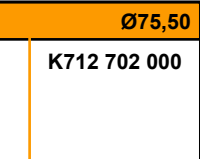
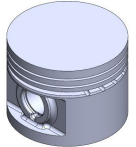



SCANIA		P678 303				Ø130,00			
 <p><b>Ø130</b></p> <p>RC,BB,YP,T</p> <p>5</p> <p>Diesel Engine : OMNIEXPRESS, G-SERIES, R-SERIES, P,G,R,T SERIES, INTERLINK</p> <p><b>DC 09 108 EURO 5</b> <b>DC 13 111/112/113</b> <b>Euro 5</b> <b>DC 09</b> <b>108/111/112/113</b> <b>Euro 6</b></p>	<b>P678 303 000</b>	STD	STD	<b>R678 303 000</b>	<b>S678 303 000</b>	<b>L678 326 000</b>	STD	<b>K678 303 000</b>	
	<p>ST : 92,00</p> <p>TB : 143,50</p> <p>ØH : 74,01</p> <p>Hz : -20,80    -8,00</p> <p>Hx/y : 0,00    0,00</p> <p>ØV :</p> <p>Vz :</p> <p>T1 : 10,80</p>			<p><b>R16</b>  3,50 TR15°</p> <p><b>R06</b>  3,00 SR</p> <p><b>R35</b>  4,00 SR.R</p>			<p>Type : W</p> <p>Coating :</p> <p>Ø A : 139,50</p> <p>Ø C : 150,85</p> <p>H : 194,27</p> <p>L : 270,00</p> <p>F : 0,40</p>		
	 <p>58,00 x 104,00 x 26,00</p>					<p><b>C678 142 353</b>    1142,47353</p> <p><b>C678 147 400</b>    1x147,50*4,00</p>		<p>Montaj Yüksekliği</p>	

SISU		P710 001				Ø108,00		
 <p><b>Ø108</b></p>	<b>P710 001 000</b>	STD	STD	<b>R710 001 000</b>	<b>S710 001 000</b>			
	<p>ST : 63,65</p> <p>TB : 115,65</p> <p>ØH : 66,00</p> <p>Hz : -18,30    -10,40</p> <p>Hx/y : -3,50    -3,00</p> <p>ØV : 53,00    46,00</p> <p>Vz : -0,80    -0,08</p> <p>T1 : 11,10</p>			<p><b>R16</b>  3,00 TR15°</p> <p><b>R03</b>  2,50 SR</p> <p><b>R35</b>  4,00 SR.R</p>				
	 <p>40,00 x 89,00 x 19,00</p>							<p>Montaj Yüksekliği</p>





SISU		P710 002				Ø108,00	
 <b>Ø108</b>	<b>P710 002 000</b>	STD	STD	<b>R710 002 000</b>	<b>S710 002 000</b>		
	<b>ST :</b> 70,65 <b>TB :</b> 106,65 <b>ØH :</b> 64,50 <b>Hz :</b> -19,06    -11,65 <b>Hx/y :</b> -5,50    -2,50 <b>ØV :</b> 53,00    46,00 <b>Vz :</b> -0,80    -0,80 <b>T1 :</b> 14,00			<b>R16</b>  3,00 TR15° <b>R01</b>  2,50 SR <b>R35</b>  4,00 SR.R			
 40,00 x 89,00 x 19,00							Montaj Yüksekliği

SISU		P710 003				Ø108,00	
 <b>Ø108</b>	<b>P710 003 000</b>	STD	STD	<b>R710 003 000</b>	<b>S710 003 000</b>		
	<b>ST :</b> 63,74 <b>TB :</b> 115,72 <b>ØH :</b> 69,92 <b>Hz :</b> -17,68    -9,30 <b>Hx/y :</b> -3,25    -3,00 <b>ØV :</b> 54,50    46,00 <b>Vz :</b> -0,80    -0,80 <b>T1 :</b> 12,15			<b>R16</b>  3,00 TR15° <b>R03</b>  2,50 SR <b>R35</b>  4,00 SR			
 40,00 x 89,00 x 19,00							Montaj Yüksekliği

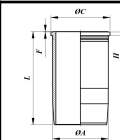
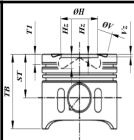
SKODA		P712 701						Ø75,50	
   	 <p><b>Ø75,5</b></p> <p>SP,S</p> <p>4</p> <p>Benzin Engine : 742.135 Felicia Favorit 135 4-Cyl. 1289cc</p>	P712 701 000	STD	STD	R712 701 000	S712 701 000	L712 701 000	STD	K712 701 000
	<p>ST : 34,35</p> <p>TB : 57,35</p> <p>ØH : 58,00</p> <p>Hz : -3,50</p> <p>Hx/y :</p> <p>ØV :</p> <p>Vz :</p> <p>T1 : 6,00</p>	<p>R01  1,50 SR</p> <p>R01  1,50 SR</p> <p>R38  3,00 SR</p>	<p>Type : W</p> <p>Coating :</p> <p>Ø A : 79,95</p> <p>Ø C : 95,10</p> <p>H : 87,95</p> <p>L : 135,00</p> <p>F :</p>	<p>Montaj Yüksekliği</p>					
	x	x							
SKODA		P712 702						Ø75,50	
   	 <p><b>Ø75,5</b></p> <p>SP</p> <p>4</p> <p>Benzin Engine : 742.135 Felicia 135 Favorit 4-Cyl. 1289cc 43kW 59-Ps</p>	P712 702 000	STD	STD	R712 702 000	S712 702 000	L712 701 000	STD	K712 702 000
	<p>ST : 34,35</p> <p>TB : 57,35</p> <p>ØH :</p> <p>Hz :</p> <p>Hx/y :</p> <p>ØV :</p> <p>Vz :</p> <p>T1 : 6,00</p>	<p>R01  1,50 SR</p> <p>R01  1,50 SR</p> <p>R38  3,00 SR</p>	<p>Type : W</p> <p>Coating :</p> <p>Ø A : 79,95</p> <p>Ø C : 95,10</p> <p>H : 87,95</p> <p>L : 135,00</p> <p>F :</p>	<p>Montaj Yüksekliği</p>					
	x	x							



SNAI		P717 001				Ø100,00			
 <b>Ø100</b>	<b>P717 001 000</b>	STD	STD	<b>R717 001 000</b>	<b>S717 001 000</b>				
	<b>ST :</b> 60,01 <b>TB :</b> 101,90 <b>ØH :</b> <b>H<sub>z</sub> :</b> -2,00 <b>Hx/y :</b> <b>ØV :</b> <b>V<sub>z</sub> :</b> <b>T1 :</b> 17,00				2,50 SR 2,50 SR 2,50 SR 5,00 SR				
	 35,00 x 80,00 x 18,00								Montaj Yüksekliği

SSANGYONG		P732 801				Ø86,20		
 <b>Ø86,2</b> RC,OCP,YP,T 4 Diesel Engine:	<b>P732 801 000</b>	STD	STD	<b>R732 801 000</b>	<b>S732 801 000</b>			
	<b>P732 801 050</b>	STD	+0,50	<b>R732 801 050</b>	<b>S732 801 050</b>			
	<b>ST :</b> 48,10 <b>TB :</b> 78,10 <b>ØH :</b> 42,00 <b>H<sub>z</sub> :</b> -17,00    -5,50 <b>Hx/y :</b> 0,00    0,00 <b>ØV :</b> 30,00    30,00 <b>V<sub>z</sub> :</b> -1,25    -1,25 <b>T1 :</b> 9,25			<b>R16</b>  2,50 TR6° <b>R07</b>  2,00 SR.R <b>R35</b>  3,00 SR.R				
 30,00 x 71,00 x 14,50								





SSANGYONG

P732 802

Ø86,20



Ø86,2

RC,OCP,YP,T

4

Diesel Engine: Actyon 2.0,  
Kyron 2.0

D20DT Euro5

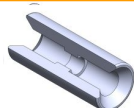
4 Cyl. 1998 cc. 104 kW-141 PS  
2012...

P732 802 000	STD	STD	R732 802 000	S732 802 000
P732 802 050	STD	+0,50	R732 802 050	S732 802 050
P732 802 300	-0,30	STD	R732 802 000	S732 802 300
P732 802 350	-0,30	+0,50	R732 802 050	S732 802 350

ST : 53,00  
TB : 80,00  
ØH : 47,20  
Hz : -15,30 -4,90  
Hx/y : 0,00 0,00  
ØV :  
Vz :  
T1 : 9,85

R16  2,50 ETR6°  
R07  2,00 SR  
R35  3,00 SR.R

Montaj Yüksekliği




33,00 x 70,00 x 14,50

STEYR

P735 001





Ø100,00




Ø100

P735 001 000	STD	STD	R735 001 000	S735 001 000
--------------	-----	-----	--------------	--------------

ST : 63,40  
TB : 103,90  
ØH : 53,75  
Hz : 19,40 12,80  
Hx/y : 4,50  
ØV :  
Vz :  
T1 : 17,20





R02  2,50 SR  
R02  2,50 SR  
R21  2,50 SR  
R35  5,00 SR






Montaj Yüksekliği



35,00 x 82,00 x 16,00








STEYR				P735 101				Ø110,00			
 <p><b>Ø110</b></p> <p>1/2/3/4</p> <p>Diesel Engine :                      WD 113 a,1330 ccm 1 Cyl.                      WD 113 u,1330 ccm 1 Cyl.                      WD 213,a/c/f/g/s 2661 ccm 2 Cyl.                      WD 318,t/h/u/s, 3991 ccm 3 Cyl.                      WD 413,s 5322 ccm 4 Cyl.</p>	P735 101 000	STD	STD	R735 101 000	S735 101 000	L735 101 000	STD	K735 101 000			
	<p>ST : 79,00</p> <p>TB : 155,00</p> <p>ØH : 4,00</p> <p>Hz : -12,20</p> <p>Hx/y :</p> <p>ØV :</p> <p>Vz :</p> <p>T1 : 124,90</p>	<p>R01  3,00 SR</p> <p>R06  3,00 SR</p> <p>R21  3,00 SR</p> <p>R32  6,00 SR</p> <p>R32  6,00 SR</p>			<p>Type : W</p> <p>Coating :</p> <p>Ø A : 127</p> <p>Ø C : 139</p> <p>H : 11</p> <p>L : 258</p> <p>F : 3,2</p>			Montaj Yüksekliği			
	 <p>40,00 x 93,00 x 23,00</p>										






STEYR				P735 201				Ø126,00			
 <p><b>Ø126</b></p> <p>RC,OCP</p> <p>6</p> <p>Diesel Engine :                      WD 615 E2-3A 9726 cm³                      HOWO</p>	P735 201 000	STD	STD	R735 201 000	S735 201 000	L735 202 000	STD	K735 201 000			
	<p>ST : 80,00</p> <p>TB : 123,00</p> <p>ØH : 75,15</p> <p>Hz : -19,50 -9,00</p> <p>Hx/y : 2,00 -2,50</p> <p>ØV : 55,50 60,50</p> <p>Vz : -0,65 -0,65</p> <p>T1 : 14,70</p>	<p>R19  3,50 TR15°</p> <p>R08  3,00 SR</p> <p>R35  4,00 SR.R</p>			<p>Type : DC</p> <p>Coating :</p> <p>Ø A : 130,01</p> <p>Ø C : 136,5</p> <p>H : 4,78</p> <p>L : 241</p> <p>F :</p>			Montaj Yüksekliği			
	 <p>50,00 x 105,00 x 25,00</p>										

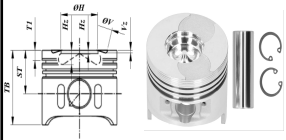



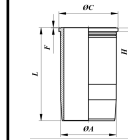








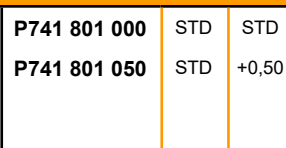
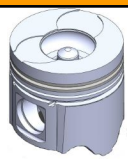






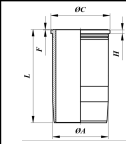
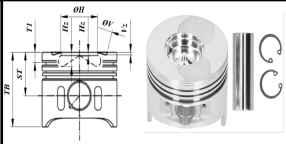
**STEYR P735 202 Ø126,00**

 <p><b>Ø126</b></p> <p>RC 6 Diesel Engine :</p>	<b>P735 202 000</b>	STD	STD	<b>R735 202 000</b>	<b>S735 202 000</b>	<b>L735 202 000</b>	STD	<b>K735 202 000</b>
	<p>ST : 80,00</p> <p>TB : 123,00</p> <p>ØH : 75,15</p> <p>H<sub>z</sub> : -19,50 -9,00</p> <p>H<sub>x/y</sub> : 2,00 -2,50</p> <p>ØV : 55,50 60,50</p> <p>V<sub>z</sub> : -0,65 -0,65</p> <p>T1 : 14,70</p>		<p><b>R16</b>  3,50 TR15°</p> <p><b>R06</b>  3,00 SR</p> <p><b>R35</b>  4,00 SR.R</p>		<p>Type : DC</p> <p>Coating :</p> <p>Ø A : 130,01</p> <p>Ø C : 136,5</p> <p>H : 4,78</p> <p>L : 241</p> <p>F :</p>		<p>Montaj Yüksekliği</p>	
	 <p>50,00 x 105,00 x 25,00</p>							

**SUZUKI P741 601 Ø65,50**

 <p><b>Ø65,5</b></p> <p>S 4 Benzin Engine: 1.0 Carry Van, SC100 Hatchback, Carry Bus, SJ410 Cabrio, Jimny, SC100 Coupe <b>F10A</b> 30-34 kW, 41-46 PS</p>	<b>P741 601 000</b>	STD	STD	<b>R741 601 000</b>	<b>S741 601 000</b>			
	<b>P741 601 050</b>	STD	+0,50	<b>R741 601 050</b>	<b>S741 601 050</b>			
	<b>P741 601 001</b>	STD	+1,00	<b>R741 601 001</b>	<b>S741 601 001</b>			
<p>ST : 24,65</p> <p>TB : 55,00</p> <p>ØH : 52,50</p> <p>H<sub>z</sub> : -2,00</p> <p>H<sub>x/y</sub> : 0,00 0,00</p> <p>ØV : 34,00 34,00</p> <p>V<sub>z</sub> : -4,20 -5,50</p> <p>T1 : 4,10</p>		<p><b>R01</b>  1,50 SR</p> <p><b>R26</b>  1,50 SR</p> <p><b>R35</b>  2,80 SR</p>		<p>Montaj Yüksekliği</p>				
 <p>16,00 x 53,50 x 11,00</p>								

SUZUKI		P741 701				Ø74,00		
       	 <p><b>Ø74</b></p> <p>4</p> <p><b>Benzin Engine: 1.3 (SJ 413, SF413) SWIFT I (AA) SJ413 (OS), SAMURAI Closed Off, SIERRA OPEN OFF-ROAD VEHICLE (SJ), VITARA (ET, TA, TD), SAMURAI CLOSED OFF-ROAD VEHICLE, SIERRA OPEN OFF-ROAD</b></p> <p><b>G13A</b> 44-54 kW, 60-73 PS</p>	<b>P741 701 000</b> STD STD <b>P741 701 050</b> STD +0,50	<b>R741 701 000</b> <b>R741 701 050</b>	<b>S741 701 000</b> <b>S741 701 050</b>				
	<p>ST : 28,30</p> <p>TB : 55,30</p> <p>ØH : 59,00</p> <p>Hz : -1,30</p> <p>Hx/y : 0,00 0,00</p> <p>ØV : 36,00 31,00</p> <p>Vz : -5,00 -3,70</p> <p>T1 : 5,60</p>	<p><b>R01</b>  1,20 SR</p> <p><b>R06</b>  1,50 SR</p> <p><b>R35</b>  2,80 SR</p>						
 <p>17,00 x 65,00 x 11,00</p>								Montaj Yüksekliği
SUZUKI		P741 801				Ø80,01		
  <p><b>Ø80,01</b></p> <p>RC,OCP</p> <p>4</p> <p><b>Diesel Engine: VITARA</b></p>	<b>P741 801 000</b> STD STD <b>P741 801 050</b> STD +0,50	<b>R741 801 000</b> <b>R741 801 050</b>	<b>S741 801 000</b> <b>S741 801 050</b>	<b>L645 808 000</b> STD <b>L645 808 001</b> Ø A : ,5	<b>K741 801 000</b> <b>K741 801 001</b>			
	<p>ST : 47,00</p> <p>TB : 77,00</p> <p>ØH : 40,00</p> <p>Hz : -17,80 -5,50</p> <p>Hx/y : -2,40 -1,40</p> <p>ØV : 34,00 37,00</p> <p>Vz : -0,75 -0,75</p> <p>T1 : 10,50</p>	<p><b>R02</b>  2,50 SR</p> <p><b>R08</b>  2,00 SR</p> <p><b>R35</b>  3,00 SR.R</p>			<p>Type : DS</p> <p>Coating :</p> <p>Ø A : 83,00</p> <p>Ø C : 85,00</p> <p>H : 5,00</p> <p>L : 155,00</p> <p>F :</p>			
 <p>28,00 x 64,00 x 13,00</p>								



TALBOT

P749 701




Ø74,00



Ø74

<b>P749 701 000</b>	STD	STD	<b>R749 701 000</b>	<b>S749 701 000</b>
<b>P749 701 040</b>	STD	+0,40	<b>R749 701 040</b>	<b>S749 701 040</b>
<b>P749 701 080</b>	STD	+0,80	<b>R749 701 080</b>	<b>S749 701 080</b>

ST : 37,50  
 TB : 64,80  
 ØH : 56,00  
 Hz : -3,35  
 Hx/y : 0,00 0,00  
 ØV : 32,00 32,00  
 Vz : -2,75 -2,75  
 T1 : 6,85

**R01**  1,75 SR  
**R06**  2,00 SR  
**R38**  4,00 SR



22,00 x 64,00 x 15,00

Montaj Yüksekliği

TALBOT

P749 702




Ø76,70



Ø76,7


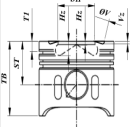



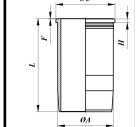












<b>P749 702 000</b>	STD	STD	<b>R749 702 000</b>	<b>S749 702 000</b>
<b>P749 702 040</b>	STD	+0,40	<b>R749 702 040</b>	<b>S749 702 040</b>
<b>P749 702 080</b>	STD	+0,80	<b>R749 702 080</b>	<b>S749 702 080</b>

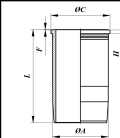
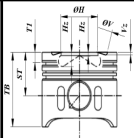
ST : 37,50  
 TB : 64,50  
 ØH : 62,00  
 Hz : -3,50 -0,70  
 Hx/y : 0,00 0,00  
 ØV : 32,00 32,00  
 Vz : -3,00 -3,00  
 T1 : 9,10

**R01**  1,75 SR  
**R06**  2,00 SR  
**R38**  4,00 SR



x x

Montaj Yüksekliği







TATA		P752 703				Ø75,00		
       	<b>P752 703 000</b>	STD	STD	<b>R752 703 000</b>	<b>S752 703 000</b>	<b>L752 701 000</b> <b>L752 701 001</b> <b>L752 701 002</b>	STD <b>Ø C :</b> -78,1	<b>K752 703 000</b> <b>K752 703 001</b> <b>K752 703 002</b>
	 <p><b>Ø75</b></p> <p>RC,YP,T 4</p> <p>Diesel Engine: Indica, Indigo, Marina <b>475 IDI TCIC Euro 3</b></p> <p>4 Cyl. 1405 cc 70 PS 21:1</p>	<b>ST :</b> 42,95 <b>TB :</b> 68,50 <b>ØH :</b> 22,50 <b>Hz :</b> -1,90    -3,00 <b>Hx/y :</b> <b>ØV :</b> <b>Vz :</b> <b>T1 :</b> 9,25	<b>R16</b>  2,50 TR6° <b>R06</b>  2,00 SR <b>R35</b>  3,00 SR.R	<b>Type :</b> DS <b>Coating :</b> <b>Ø A :</b> 78,10 <b>Ø C :</b> <b>H :</b> <b>L :</b> 136,50 <b>F :</b>	<b>Montaj Yüksekliği</b> 1. Kertik conta ile + 0,45 / + 0,55 2. Kertik conta ile + 0,55 / + 0,65 3. Kertik conta ile + 0,65 / + 0,75			
	 <p>25,00 x 60,00 x 12,50</p>							
TATA		P752 704				Ø75,00		
 <p><b>Ø75</b></p>	<b>P752 704 000</b>	STD	STD	<b>R752 704 000</b>	<b>S752 704 000</b>			
	<b>ST :</b> 42,95 <b>TB :</b> 68,50 <b>ØH :</b> 22,50 <b>Hz :</b> -1,90    -3,00 <b>Hx/y :</b> <b>ØV :</b> <b>Vz :</b> <b>T1 :</b> 9,00	<b>R16</b>  3,00 TR6° <b>R26</b>  1,95 SR <b>R35</b>  2,50 SR.R						<b>Montaj Yüksekliği</b>
	 <p>25,00 x 60,00 x 12,50</p>							

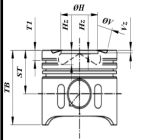



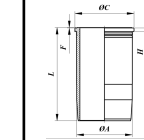








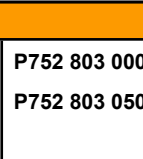
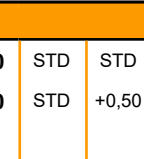

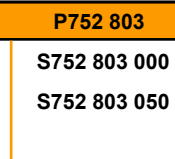











TATA P752 705 TATA Ø75,00


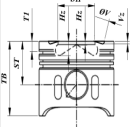



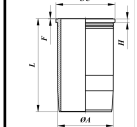








 <p>Ø75</p>	<b>P752 705 000</b> <b>P752 705 050</b> <b>P752 705 01</b>	STD STD +1,00	STD +0,50 +1,00	<b>R752 705 000</b> <b>R752 705 050</b> <b>R752 705 001</b>	<b>S752 705 000</b> <b>S752 705 050</b> <b>S752 705 01</b>				
	<b>ST :</b> 27,60 <b>TB :</b> 46,70 <b>ØH :</b> <b>Hz :</b> <b>Hx/y :</b> <b>ØV :</b> <b>Vz :</b> <b>T1 :</b> 3,95				1,50 SR 1,50 SR 2,50 SR.R				
	 <p>20,00 x 54,50 x 12,00</p>								Montaj Yüksekliği

TATA P752 801 TATA Ø83,00

 <p>Ø83</p> <p>RC,YP,T</p> <p>4</p> <p>Diesel Engine: Pick Up Telcoline</p> <p><b>4DLT TDI</b> 4 Cyl. 1948 cc 90 PS 21:1 Turbo</p>	<b>P752 801 000</b>	STD	STD	<b>R752 801 000</b>	<b>S752 801 000</b>	<b>L752 802 000</b> <b>L752 802 001</b> <b>L752 802 002</b> <b>L752 802 003</b>	STD Ø A : ,5 Ø A : ,5 Ø A : ,5	<b>K752 801 000</b> <b>K752 801 001</b> <b>K752 801 002</b> <b>K752 801 003</b>	
	<b>ST :</b> 47,00 <b>TB :</b> 72,90 <b>ØH :</b> 25,70 <b>Hz :</b> -3,20 <b>Hx/y :</b> <b>ØV :</b> <b>Vz :</b> <b>T1 :</b> 9,65				<b>R16</b>  2,50 TR6° <b>R06</b>  2,00 SR <b>R35</b>  3,00 SR.R		 <p><b>Type :</b> DS  <b>Coating :</b>          Ø A : 86,10          Ø C :          H :          L : 149,50          F :</p>		
	 <p>28,00 x 67,00 x 16,00</p>								1. Çentik conta ile + 0,42 / + 0,55 2. Çentik conta ile + 0,56 / + 0,65 3. Çentik conta ile + 0,66 / + 0,75

TATA		P752 802		P752 802		Ø83,00	
       	<b>P752 802 000</b> STD STD	<b>R752 802 000</b> STD STD	<b>S752 802 000</b>				
	<b>Ø83</b>  RC,OCP,YP,T 4 <b>Diesel Engine: Xenon XT SUV</b> <b>2.2 L DOHC VTT</b> <b>DICOR</b> 4 Cyl. 2179 cc 140 PS	<b>ST :</b> 47,00 <b>TB :</b> 72,90 <b>ØH :</b> 25,70 <b>Hz :</b> -3,20 <b>Hx/y :</b> <b>ØV :</b> <b>Vz :</b> <b>T1 :</b> 9,90	<b>R16</b>  2,00 TR6° <b>R06</b>  2,00 SR <b>R35</b>  3,00 SR.R				
							
	28,00 x 67,00 x 16,00						
TATA		P752 803		P752 803		Ø85,00	
       	<b>P752 803 000</b> STD STD	<b>R752 803 000</b> STD STD	<b>S752 803 000</b> STD STD	<b>L752 803 000</b> STD STD	<b>K752 803 000</b>		
	<b>P752 803 050</b> STD +0,50	<b>R752 803 050</b> STD STD	<b>S752 803 050</b>				
<b>Ø85</b>  RC,OCP,YP,T 4 <b>Diesel Engine: Xenon XT SUV</b> <b>2.2 L DOHC VTT</b> <b>DICOR</b> 4 Cyl. 2179 cc 140 PS	<b>ST :</b> 47,00 <b>TB :</b> 72,00 <b>ØH :</b> 45,80 <b>Hz :</b> -17,00 -5,50 <b>Hx/y :</b> 0,00 0,00 <b>ØV :</b> 29,50 29,50 <b>Vz :</b> -0,90 -0,90 <b>T1 :</b> 9,50	<b>R16</b>  2,50 TR6° <b>R06</b>  2,00 SR <b>R35</b>  3,00 SR.R		<b>Type :</b> DS <b>Coating :</b> <b>Ø A :</b> 88,00 <b>Ø C :</b> 89,50 <b>H :</b> 5,00 <b>L :</b> 156,00 <b>F :</b>			Montaj Yüksekliği
							
	31,00 x 69,00 x 15,00						



TATA		P752 804				Ø85,00			
       	 <b>Ø85</b>	<b>P752 804 000</b> <b>P752 804 050</b>	STD STD +0,50	<b>R752 804 000</b> <b>R752 804 050</b>	<b>S752 804 000</b> <b>S752 804 050</b>				
	ST : 47,00 TB : 72,00 ØH : 45,80 Hz : -17,00    -5,50 Hx/y : 0,00    0,00 ØV : 29,50    29,50 Vz : -0,90    -0,90 T1 : 9,50	<b>R16</b>  2,50 TR6° <b>R08</b>  2,00 SR <b>R35</b>  2,00 SR.R							
	 31,00 x 69,00 x 15,00								Montaj Yüksekliği
TOYOTA		P776 701				Ø71,00			
 <b>Ø71</b> EP,T 3 <b>Benzin Engine :</b> AYGO 1.0, AYGO 1.0 GPL, AYGO 1.0 VVTi, YARIS 1.0, YARIS 1.0 VVTi, YARIS II 1.0 GPL, YARIS III 1.0, AYGO 1.0 VVTi <b>1KR-FE</b> 3 Cyl. 998cc 50 Kw-68 PS <b>Citroen, Daihatsu, Subaru,</b> <b>Peugeot</b>	<b>P776 701 000</b> <b>P776 701 025</b> <b>P776 701 050</b>	STD STD +0,25 STD +0,50	STD +0,25 +0,50	<b>R776 701 000</b> <b>R776 701 025</b> <b>R776 701 050</b>	<b>S776 701 000</b> <b>S776 701 025</b> <b>S776 701 050</b>				
	ST : 29,25 TB : 47,05 ØH : Hz : -6,30 Hx/y : 0,00    0,00 ØV : Vz : T1 :				1,00 1,00 1,50				Montaj Yüksekliği
	x                    x								

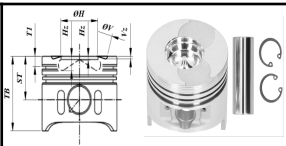



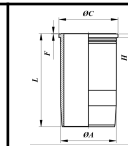








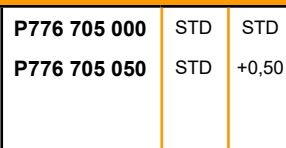


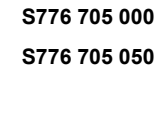





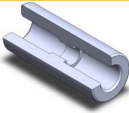


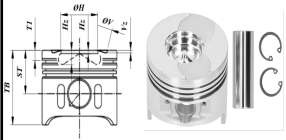



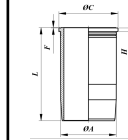










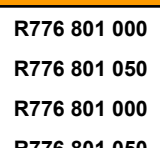










TOYOTA P776 702 Ø72,50

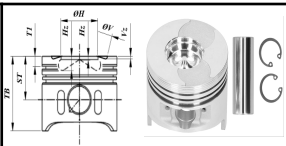



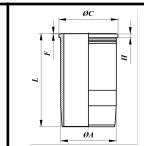








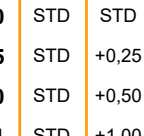




<p><b>Ø72,5</b></p> <p>BSG,T</p> <p><b>Benzin Engine :</b> Auris, Corolla Verso, Yaris  <b>1NR - FE</b>          4-Cyl. 1329 cc 70-KW - 101 PS 2005-...</p>	<b>P776 702 000</b> STD STD <b>P776 702 050</b> STD +0,50	<b>R776 702 000</b> <b>R776 702 050</b>	<b>S776 702 000</b> <b>S776 702 050</b>				
	<b>ST :</b> 30,20 <b>TB :</b> 47,80 <b>ØH :</b> 57,16 <b>Hz :</b> -7,50 3,50 <b>Hx/y :</b> 0,00 0,00 <b>ØV :</b> 26,00 26,00 <b>Vz :</b> -7,10 -7,10 <b>T1 :</b> 37,40	<b>R01</b> 1,00 SR <b>R26</b> 1,00 SR <b>R38</b> 2,00 SR.R					
	<p>18,00 x 53,00 x 11,50</p>						Montaj Yüksekliği

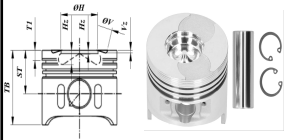





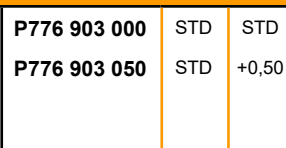
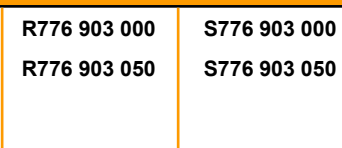




TOYOTA P776 703 Ø73,00



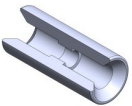





<p><b>Ø73</b></p>	<b>P776 703 000</b> STD STD <b>P776 703 050</b> STD +0,50 <b>P776 703 200</b> -0,20 STD <b>P776 703 250</b> -0,20 +0,50	<b>R776 703 000</b> <b>R776 703 050</b> <b>R776 703 000</b> <b>R776 703 050</b>	<b>S776 703 000</b> <b>S776 703 050</b> <b>S776 703 200</b> <b>S776 703 250</b>				
	<b>ST :</b> 41,95 <b>TB :</b> 64,35 <b>ØH :</b> 36,50 <b>Hz :</b> -14,70 -7,35 <b>Hx/y :</b> 2,00 0,25 <b>ØV :</b> 32,00 32,00 <b>Vz :</b> -0,90 -0,90 <b>T1 :</b> 7,25	<b>R01</b> 1,50 SR <b>R06</b> 1,50 SR <b>R35</b> 3,00 SR					
	<p>27,00 x 59,30 x 14,00</p>						Montaj Yüksekliği

TOYOTA		P776 704				Ø73,02		
       	 <p><b>Ø73,02</b></p> <p>RC,OCP,EP.T</p> <p>4</p> <p>Diesel Engine : 1ND-TV 1364cc 4-Cyl. 55 KW 75 PS YARIS 1.4 D-4D - YARIS VERSO 1.4 D-4D</p>	<b>P776 704 000</b> STD STD <b>P776 704 050</b> STD +0,50 <b>P776 704 100</b> +0,05 STD <b>P776 704 150</b> +0,05 +0,50	<b>R776 704 000</b> <b>R776 704 050</b> <b>R776 704 000</b> <b>R776 704 050</b>	<b>S776 704 000</b> <b>S776 704 050</b> <b>S776 704 100</b> <b>S776 704 150</b>				
	<p>ST : 41,70</p> <p>TB : 64,10</p> <p>ØH : 36,00</p> <p>Hz : -14,50 -7,00</p> <p>Hx/y : 2,15 0,50</p> <p>ØV : 32,00 30,00</p> <p>Vz : -0,90 -0,90</p> <p>T1 : 7,10</p>	<p><b>R01</b>  1,50 SR</p> <p><b>R06</b>  1,50 SR</p> <p><b>R35</b>  3,00 SR</p>						
 <p>27,00 x 59,00 x 16,00</p>								<p><b>Montaj Yüksekliği</b></p> <p>1. Kertik 0,375 / 0,425 mm  2. Kertik 0,425 / 0,475 mm  3. Kertik 0,475 / 0,525 mm  4. Kertik 0,525 / 0,575 mm  5. Kertik 0,575 / 0,625 mm</p>
TOYOTA		P776 705				Ø75,00		
       	 <p><b>Ø75</b></p> <p>Benzin Engine : 2NZ 2NZFE Toyota Echo Yaris, Verso Altis, Corolla Altis 1299 cc 1.3 L</p>	<b>P776 705 000</b> STD STD <b>P776 705 050</b> STD +0,50	<b>R776 705 000</b> <b>R776 705 050</b>	<b>S776 705 000</b> <b>S776 705 050</b>				
	<p>ST : 30,00</p> <p>TB : 47,50</p> <p>ØH : 57,30</p> <p>Hz : -4,00 -3,80</p> <p>Hx/y : 0,00 0,00</p> <p>ØV : 34,00 34,00</p> <p>Vz : -6,20 -6,20</p> <p>T1 : 37,70</p>	<p>1,20 SR</p> <p>1,20 SR</p> <p>3,00 SR.R</p>						
 <p>18,00 x 53,00 x 11,50</p>								<p><b>Montaj Yüksekliği</b></p>

TOYOTA		P776 706				Ø79,00		
       	<b>P776 706 000</b> <b>P776 706 025</b> <b>P776 706 050</b>	STD STD STD	STD +0,25 +0,50	<b>R776 706 000</b> <b>R776 706 025</b> <b>R776 706 050</b>	<b>S776 706 000</b> <b>S776 706 025</b> <b>S776 706 050</b>	<b>L776 701 001</b> <b>L776 701 002</b>	STD Ø A : ,5	<b>K776 706 000</b> <b>K776 706 001</b>
	 <p><b>Ø79</b></p> <p>EP</p> <p><b>Benzin Engine :</b> ALLION 1.8,            AVENSIS 1.8, OPA 1.8, RAV 4            1.8, WISH 1.8            1ZZ-FE            4-Cyl. 1794cc 89-107 KW, 121            -146 PS,</p>	ST : 32,10 TB : 51,60 ØH : 66,91 Hz : 235,00 -655,00 Hx/y : ØV : 38,00 38,00 Vz : -5,75 -5,75 T1 : 41,80	<b>R01</b>  1,20 SR <b>R26</b>  1,20 SR <b>R38</b>  3,00 SR	<b>Type :</b> DS <b>Coating :</b> Ø A : 82,00 Ø C : 83,00 H : 5,00 L : 140,00 F :	Montaj Yüksekliği			
 <p>20,00 x 50,00 x 13,00</p>								
TOYOTA		P776 801				Ø81,00		
       	<b>P776 801 000</b> <b>P776 801 050</b> <b>P776 801 300</b> <b>P776 801 350</b>	STD STD -0,30 -0,30	STD +0,50 STD +0,50	<b>R776 801 000</b> <b>R776 801 050</b> <b>R776 801 000</b> <b>R776 801 050</b>	<b>S776 801 000</b> <b>S776 801 050</b> <b>S776 801 300</b> <b>S776 801 350</b>			
	 <p><b>Ø81</b></p> <p>EP,BSG,S</p> <p><b>Benzin Engine :</b> Corolla 1,6 Lt  <b>4 AF</b>            4-Cyl. 1600 cc Karbüratörlü</p>	ST : 30,50 TB : 61,00 ØH : 66,00 Hz : -2,80 Hx/y : 0,00 0,00 ØV : Vz : T1 : 6,65	<b>R01</b>  1,50 SR <b>R26</b>  1,50 SR <b>R38</b>  3,00 SR	<b>Type :</b> DS <b>Coating :</b>	Montaj Yüksekliği			
 <p>18,00 x 61,00 x 11,00</p>								




TOYOTA		P776 802				Ø86,00			
       	<b>Ø86</b> SP Benzin Engine :	<b>P776 802 000</b> STD STD <b>P776 802 050</b> STD +0,50 <b>P776 802 001</b> STD +1,00	<b>R776 802 000</b> <b>R776 802 050</b> <b>R776 802 001</b>	<b>S776 802 000</b> <b>S776 802 050</b> <b>S776 802 001</b>					
	ST : 47,00 TB : 77,00 ØH : 24,00 Hz : -1,80 Hx/y : -13,00 0,00 ØV : Vz : T1 : 8,30	<b>R11</b>  2,00 ETR7° <b>R06</b>  2,00 SR <b>R35</b>  3,00 SR							
	 27,00 x 58,00 x 16,00								Montaj Yüksekliği
TOYOTA		P776 901				Ø92,00			
 	<b>Ø92</b> RC,OCP 4 Diesel Engine : Dyna 150 2.5 D, HIACE IV Bus 2.5 D, HILUX II Pickup 2.5 D, <b>2KD-FTV</b> 4 Cyl. 88-PS	<b>P776 901 000</b> STD STD <b>P776 901 025</b> STD +0,25 <b>P776 901 050</b> STD +0,50 <b>P776 901 001</b> STD +1,00	<b>R776 901 000</b> <b>R776 901 025</b> <b>R776 901 050</b> <b>R776 901 001</b>	<b>S776 901 000</b> <b>S776 901 025</b> <b>S776 901 050</b> <b>S776 901 001</b>	<b>L776 902 000</b>	STD	<b>K776 901 000</b>		
	ST : 54,30 TB : 82,30 ØH : 39,60 Hz : -19,50 -6,75 Hx/y : 0,00 0,00 ØV : 31,00 31,00 Vz : -0,50 -0,50 T1 : 9,00	<b>R02</b>  2,00 SR <b>R06</b>  1,50 SR.R <b>R35</b>  3,00 SR.T				Type : DS Coating : Ø A : 96,00 Ø C : 101,00 H : 4,50 L : 170 F :			Montaj Yüksekliği
	 34,00 x 65,00 x 17,00								

TOYOTA		P776 902				Ø95,00		
   	 <p><b>Ø95</b></p> <p>S</p> <p>Benzin Engine :</p>	<b>P776 902 000</b> STD STD <b>P776 902 025</b> STD +0,25 <b>P776 902 050</b> STD +0,50	<b>R776 902 000</b> <b>R776 902 025</b> <b>R776 902 050</b>	<b>S776 902 000</b> <b>S776 902 025</b> <b>S776 902 050</b>				
	<p>ST : 52,70</p> <p>TB : 101,30</p> <p>ØH : 33,00</p> <p>Hz : -2,50</p> <p>Hx/y : -11,00 -19,00</p> <p>ØV :</p> <p>Vz :</p> <p>T1 : 15,35</p>	<p>2,50 ETR7°</p> <p>2,50 SR</p> <p>4,50 SR.R</p>						
 <p>29,00 x 79,00 x 17,00</p>								Montaj Yüksekliği
TOYOTA		P776 903				Ø95,00		
   	 <p><b>Ø95</b></p> <p>RC,SP,T</p> <p>Benzin Engine :</p>	<b>P776 903 000</b> STD STD <b>P776 903 050</b> STD +0,50	<b>R776 903 000</b> <b>R776 903 050</b>	<b>S776 903 000</b> <b>S776 903 050</b>				
	<p>ST : 63,45</p> <p>TB : 98,30</p> <p>ØH : 45,00</p> <p>Hz : -18,60</p> <p>Hx/y : -4,50 -2,00</p> <p>ØV :</p> <p>Vz :</p> <p>T1 : 17,80</p>	<p>2,50 SR</p> <p>2,50 SR</p> <p>4,50 SR</p>						
 <p>34,00 x 76,00 x 18,00</p>								




TOYOTA		P776 904				Ø99,50			
 <p><b>Ø99,5</b></p> <p>RC, OCP</p> <p>4</p> <p>Diesel Engine : 5L 65 KW 88 PS 4-Cyl. 2986cc Crown Comfort 3.0 D, Hilux / 4-Runner 3.0 D, Hilux 3.0 D, Land Cruiser Prado 3.0D</p>	<b>P776 904 000</b> <b>P776 904 050</b>	STD STD	STD +0,50	<b>R776 904 000</b> <b>R776 904 050</b>	<b>S776 904 000</b> <b>S776 904 050</b>				
	ST : 42,30 TB : 80,30 ØH : 35,00 Hz : -2,40    -2,20 Hx/y : ØV : 39,15    45,75 Vz : -0,90    -0,90 T1 : 9,30	<b>R11</b>  2,00 ETR7° 1,50 SR 4,00 SR.R							Montaj Yüksekliği
	 <p>29,00 x 74,00 x 15,00</p>								
UTB		P794 905				Ø95,00			
 <p><b>Ø95</b></p>	<b>P794 905 000</b> <b>P794 905 010</b> <b>P794 905 020</b> <b>P794 905 040</b> <b>P794 905 060</b> <b>P794 905 080</b> <b>P794 905 001</b>	STD STD STD STD STD STD STD	STD +0,10 +0,20 +0,40 +0,60 +0,80 +1,00	<b>R794 905 000</b> <b>R794 905 010</b> <b>R794 905 020</b> <b>R794 905 040</b> <b>R794 905 060</b> <b>R794 905 080</b> <b>R794 905 001</b>	<b>S794 905 000</b> <b>S794 905 010</b> <b>S794 905 020</b> <b>S794 905 040</b> <b>S794 905 060</b> <b>S794 905 080</b>  <b>S794 905 001</b>				
	ST : 59,65 TB : 101,15 ØH : 42,50 Hz : -23,50    14,00 Hx/y : -5,00    0,00 ØV : Vz : T1 : 19,50	<b>R02</b>  2,50 SR <b>R07</b>  2,50 SR <b>R35</b>  5,50 SR						Montaj Yüksekliği	
	 <p>32,00 x 82,00 x 18,00</p>								



**UTB P794 001 Ø102,00**








 <p><b>Ø102</b></p> <p>S</p> <p>3/4</p> <p><b>Diesel Engine :</b>                  D115,050, 2996 cc 39kW (53 PS) Universal 533 DT                  D115, 2300 cc 33,1 kW (45 PS) Universal 453                  D121 0,50 3595 cc 47 kW (64 PS) Universal 643 DT                  D171,050 3595 cc 47 kW (64 PS) Universal 643                  D2404,062 3759 cc 61 kW (83 PS) Universal 833 DT</p>	<p><b>P794 001 000</b> STD STD</p>	<p><b>R794 001 000</b></p>	<p><b>S794 001 000</b></p>	<p><b>L794 001 000</b></p> 	<p>STD</p>	<p><b>K794 001 000</b></p>
 <p>32,00 x 84,00 x 18,00</p>						

**UTB P794 002 Ø102,00**

 <p><b>Ø102</b></p> <p>RC</p> <p><b>Diesel Engine :</b></p>	<p><b>P794 002 000</b> STD STD</p>	<p><b>R794 002 000</b></p>	<p><b>S794 002 000</b></p>	<p><b>L794 002 000</b></p> 	<p>STD</p>	<p><b>K794 002 000</b></p>
 <p>34,00 x 88,00 x 18,00</p>						







UTB		P794 003				Ø108,00		
 <p><b>Ø108</b></p> <p>4</p> <p>Diesel Engine :  <b>D 110</b>, R 4, 4760 cm<sup>3</sup>, 48 kW                      (65 PS), 17:1                      U 50                      U 500                      U 650 M                      U 651 M</p>	<b>P794 003 000</b> <b>P794 003 050</b> <b>P794 003 001</b>	STD STD STD	STD +0,50 +1,00	<b>R794 003 000</b> <b>R794 003 050</b> <b>R794 003 001</b>	<b>S794 003 000</b> <b>S794 003 050</b> <b>S794 003 001</b>	<b>L794 003 000</b>	STD	<b>K794 003 000</b>
	ST : 87,00 TB : 141,00 ØH : 62,00 Hz : -23,50    -12,30 Hx/y : 3,50    0,00 ØV : Vz : T1 : 19,60	<b>R01</b>  3,00 SR <b>R01</b>  3,00 SR <b>R01</b>  3,00 SR <b>R34</b>  6,00 SR <b>R31</b>  6,00 SR	Type : W Coating : Ø A : 125 Ø C : 132 H : 10,11 L : 258 F : 1,3	Montaj Yüksekliği				
 <p>40,00 x 88,00 x 22,00</p>								

UTB		P794 004				Ø108,00	
 <p><b>Ø108</b></p>	<b>P794 004 000</b>	STD	STD	<b>R794 004 000</b>	<b>S794 004 000</b>		
	ST : 87,00 TB : 141,00 ØH : 62,00 Hz : -23,50 Hx/y : ØV : Vz : T1 :	<b>R01</b>  3,00 <b>R01</b>  3,00 <b>R01</b>  3,00 <b>R35</b>  6,00 <b>R32</b>  6,00	Montaj Yüksekliği				
x	x						






UTB

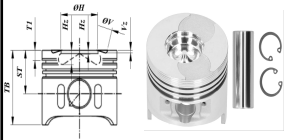








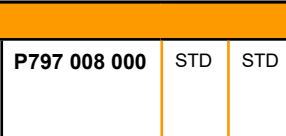
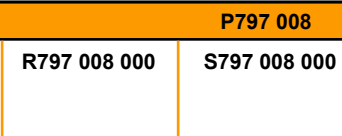









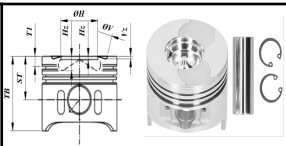



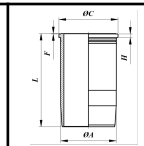







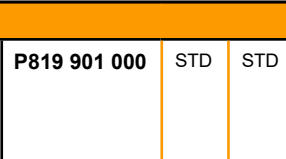


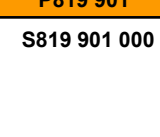



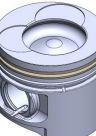




**UTB** **P794 005** **Ø108,00**

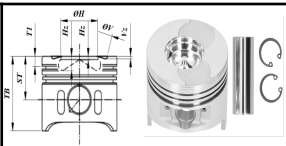



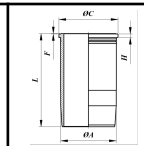







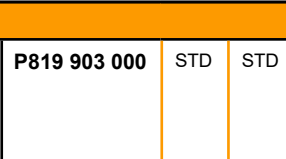

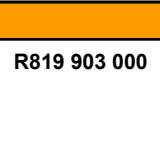
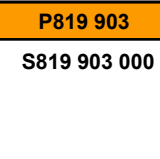


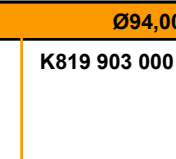





 <b>Ø108</b>	<b>P794 005 000</b> STD STD <b>R794 005 000</b> <b>S794 005 000</b> <b>P794 005 050</b> STD +0,50 <b>R794 005 050</b> <b>S794 005 050</b> <b>P794 005 001</b> STD +1,00 <b>R794 005 001</b> <b>S794 005 001</b>						
	ST : 87,00 TB : 141,00 ØH : 62,00 Hz : -23,50 -12,30 Hx/y : 3,50 0,00 ØV : Vz : T1 : 19,60	R02  3,00 SR R06  3,00 SR R21  3,00 SR R35  6,00 SR R32  6,00 SR					
 40,00 x 88,00 x 22,00							

**VALMET** **P797 006** **Ø108,00**

 <b>Ø108</b> RC Diesel Engine: 612-DS	<b>P797 006 000</b> STD STD <b>R797 006 000</b> <b>S797 006 000</b>						
	ST : 80,40 TB : 132,30 ØH : 63,50 Hz : -22,50 -11,00 Hx/y : -6,50 0,00 ØV : Vz : T1 : 17,70	R01  2,50 SR R01  3,00 SR R35  5,00 SR.R					
 44,00 x 90,00 x 20,00							






VALMET		P797 007				Ø108,00			
   	 <p>Ø108</p>	P797 007 000	STD	STD	R797 007 000	S797 007 000			
	ST : 63,65 TB : 115,65 ØH : 66,00 Hz : -18,30    -10,40 Hx/y : -3,50    -3,00 ØV : 53,00    46,00 Vz : -0,80    -0,80 T1 : 11,10	R16  3,00 TR15° R03  2,50 SR R35  4,00 SR.R							
	 <p>40,00 x 89,00 x 19,00</p>								Montaj Yüksekliği
VALMET		P797 008				Ø108,00			
   	 <p>Ø108</p>	P797 008 000	STD	STD	R797 008 000	S797 008 000			
	ST : 70,65 TB : 106,65 ØH : 64,50 Hz : -19,06    -11,65 Hx/y : -5,50    -2,50 ØV : 53,00    46,00 Vz : -0,80    -0,80 T1 : 14,00	R16  3,00 TR15° R01  2,50 SR R35  4,00 SR.R							
	 <p>40,00 x 89,00 x 19,00</p>								Montaj Yüksekliği

VALMET		P797 009				Ø108,00			
      	 <p><b>Ø108</b></p> <p>RC,T</p> <p>Diesel Engine: 8260 SISU 634D - 634DS - 634DSBE 8350 - 6900 - 8000 - 8050 - 8100 - 8150 - 8200 - 8350 - 8400 - 8450 - 8550 - 8750 - 8950</p>	P797 009 000	STD	STD	R797 009 000	S797 009 000			
	<p>ST : 63,65</p> <p>TB : 115,65</p> <p>ØH : 69,92</p> <p>Hz : -17,68    -9,30</p> <p>Hx/y : -3,00    -3,00</p> <p>ØV : 53,00    46,00</p> <p>Vz : -0,80    -0,80</p> <p>T1 : 11,10</p>	<p>R16  3,00 TR15°</p> <p>R03  2,50 SR</p> <p>R35  4,00 SR.R</p>							
 <p>40,00 x 89,00 x 19,00</p>									Montaj Yüksekliği
VM		P819 901				Ø94,00			
      	 <p><b>Ø94</b></p> <p>RC</p> <p>4 / 6</p> <p>Diesel Engine: D 754 - 756 TE 3</p>	P819 901 000	STD	STD	R819 901 000	S819 901 000	L819 901 000	STD	K819 901 000
	<p>ST : 44,70</p> <p>TB : 81,75</p> <p>ØH : 54,50</p> <p>Hz : -15,90    -6,10</p> <p>Hx/y : 4,50    0,00</p> <p>ØV : 42,50    39,50</p> <p>Vz : -1,00    -1,00</p> <p>T1 : 9,25</p>	<p>R16  3,00 TR15°</p> <p>R21  2,00 SR</p> <p>R35  4,00 SR.R</p>	<p>Type : W</p> <p>Coating :</p> <p>Ø A : 103,00</p> <p>Ø C : 110,00</p> <p>H : 103,50</p> <p>L : 167,50</p> <p>F : 8,90</p>						
 <p>30,00 x 75,50 x 13,00</p>									






VM		P819 902						Ø94,00	
      	 <p><b>Ø94</b></p> <p>RC,BB 4 / 6</p> <p>Diesel Engine: MD 704 - 706 LH</p>	P819 902 000	STD	STD	R819 902 000	S819 902 000	L819 901 000	STD	K819 902 000
	<p>ST : 52,25</p> <p>TB : 84,25</p> <p>ØH : 52,70</p> <p>Hz : -16,00    -7,00</p> <p>Hx/y : -5,50    0,25</p> <p>ØV : 42,50    39,50</p> <p>Vz : -1,00    -1,00</p> <p>T1 : 10,40</p>	<p><b>R19</b>  3,00 TR15°</p> <p><b>R08</b>  2,00 SR</p> <p><b>R35</b>  3,00 SR.R</p>	<p>Type : W</p> <p>Coating :</p> <p>Ø A : 103,00</p> <p>Ø C : 110,00</p> <p>H : 103,50</p> <p>L : 167,50</p> <p>F : 8,90</p>	<p>Montaj Yüksekliği</p>					
 <p>32,00 x 71,10 x 17,00</p>									
VM		P819 903						Ø94,00	
      	 <p><b>Ø94</b></p> <p>RC,BB 4 / 6</p> <p>Diesel Engine: R 754 EU 4</p>	P819 903 000	STD	STD	R819 903 000	S819 903 000	L819 902 000	STD	K819 903 000
	<p>ST : 44,75</p> <p>TB : 81,75</p> <p>ØH : 54,50</p> <p>Hz : -15,90    -6,00</p> <p>Hx/y : 4,50    0,00</p> <p>ØV : 42,50    39,50</p> <p>Vz : -1,00    -1,00</p> <p>T1 : 8,75</p>	<p><b>R19</b>  3,00 TR11°</p> <p><b>R08</b>  2,00 SR</p> <p><b>R35</b>  3,00 SR.R</p>	<p>Type : W</p> <p>Coating :</p> <p>Ø A : 103,00</p> <p>Ø C : 110,00</p> <p>H : 103,50</p> <p>L : 167,50</p> <p>F : 8,90-1,2</p>	<p>Montaj Yüksekliği</p>					
 <p>30,00 x 75,50 x 13,00</p>									


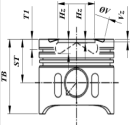



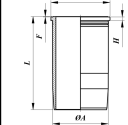









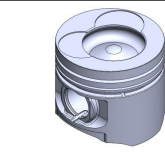

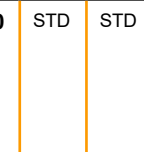
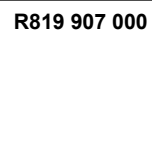













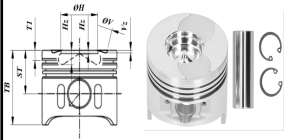


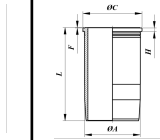







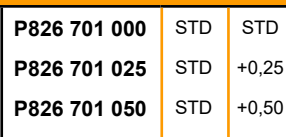
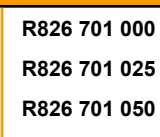




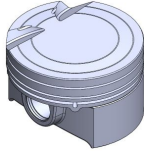




VM **P819 904** Ø94,00

 <b>Ø94</b>	<b>P819 904 000</b>	STD	STD	<b>R819 904 000</b>	<b>S819 904 000</b>				
	<b>ST :</b> 44,75 <b>TB :</b> 81,75 <b>ØH :</b> 54,50 <b>H<sub>z</sub> :</b> -15,90    -6,00 <b>H<sub>x/y</sub> :</b> 4,50    0,00 <b>ØV :</b> 42,50    39,50 <b>V<sub>z</sub> :</b> -1,00    -1,00 <b>T1 :</b> 8,75			<b>R19</b>  3,00 TR11° <b>R08</b>  2,00 SR <b>R35</b>  4,00 SR.R					
	 30,00 x 75,50 x 13,00								Montaj Yüksekliği

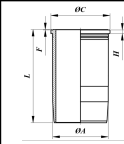
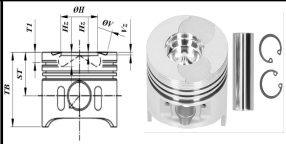
VM **P819 905** Ø94,00

 <b>Ø94</b>	<b>P819 905 000</b>	STD	STD	<b>R819 905 000</b>	<b>S819 905 000</b>				
	<b>ST :</b> 44,75 <b>TB :</b> 81,75 <b>ØH :</b> 54,50 <b>H<sub>z</sub> :</b> -15,90    -6,00 <b>H<sub>x/y</sub> :</b> 4,50    0,00 <b>ØV :</b> 42,50    39,50 <b>V<sub>z</sub> :</b> -1,00    -1,00 <b>T1 :</b> 8,75			<b>R19</b>  3,00 TR11° <b>R08</b>  2,00 SR <b>R35</b>  4,00 SR.R					
	 30,00 x 75,50 x 13,00								Montaj Yüksekliği

VM		P819 906				Ø94,00			
         	 <p>Ø94</p>	P819 906 000	STD	STD	R819 906 000	S819 906 000			
	ST : 44,70 TB : 81,75 ØH : 64,50 Hz : -17,26    -12,60 Hx/y : 1,70    0,00 ØV : 42,00    39,00 Vz : -1,00    -1,10 T1 : 8,75	R19  3,00 TR11° R08  2,00 SR R35  4,00 SR.R							
	 <p>30,00 x 75,50 x 15,00</p>								
VM		P819 907				Ø94,00			
         	 <p>Ø94</p> <p>RC 3</p> <p>Diesel Engine: D703L/LT - D703LE/LTE D704L/LT - D704LE/LTE D706L - D706LTE</p>	P819 907 000	STD	STD	R819 907 000	S819 907 000	L819 902 000 L819 903 000	STD L : ,5	K819 907 000 K819 907 001
	ST : 48,25 TB : 85,25 ØH : 52,70 Hz : -15,15    -6,00 Hx/y : 5,50    0,00 ØV : 42,50    39,50 Vz : -1,00    -1,00 T1 : 13,50	R16  3,00 TR15° R28  2,00 SR R35  4,00 SR.R						Type : W Coating : Ø A : 103,00 Ø C : 110,00 H : 103,50 L : 167,50 F : 8,90-1,2	
	 <p>30,00 x 75,50 x 13,00</p>								

VOLKSWAGEN		P826 601				Ø67,10		
     	 <b>Ø67,1</b>  4 <b>Benzin Engine :</b> <b>ALL,</b> 8 Valves 10.7:1 999 cc / 37 kW (50 PS) / Lupo 1.0i 10/1998...05/2000 / Polo 1.0i / 08/1997...12/1999 <b>AER,</b> 8 Valves / 10.5:1 999 cc / 37 kW (50 PS) / ENGINE 02/1999...05/2000 / Lupo 1.0i / 01/1999...05/2000 / Polo 1.0i / 07/1996...12/1999  <b>Seat</b>	<b>P826 601 000</b> STD STD <b>P826 601 050</b> STD +0,50 <b>P826 601 250</b> -0,25 +0,50	<b>R826 601 000</b> <b>R826 601 050</b> <b>R826 601 050</b>	<b>S826 601 000</b> <b>S826 601 050</b> <b>S826 601 250</b>				
	<b>ST :</b> 31,27 <b>TB :</b> 56,27 <b>ØH :</b> 51,00 <b>Hz :</b> -5,65 <b>Hx/y :</b> 1,00 -2,50 <b>ØV :</b> <b>Vz :</b> <b>T1 :</b> 5,60	<b>R01</b>  1,00 SR <b>R06</b>  1,20 SR <b>R34</b>  2,00 SR.R						
 17,00 x 45,00 x 10,00								Montaj Yüksekliği
VOLKSWAGEN		P826 701				Ø71,00		
     	 <b>Ø71</b>  EP,T 4 <b>Benzin Engine :</b> 1.2 TSI Caddy IV, Golf VII, Polo, Touran 1.2 TSI <b>CYVC, CJZB,</b> <b>CYVB, CJZA,</b> <b>CJZD</b> 4-Cyl. 1197 cc 62-81 KW - 84 -110 PS  <b>Audi, Seat, Skoda</b>	<b>P826 701 000</b> STD STD <b>P826 701 025</b> STD +0,25 <b>P826 701 050</b> STD +0,50 <b>P826 701 300</b> -0,30 STD <b>P826 701 350</b> -0,30 +0,50	<b>R826 701 000</b> <b>R826 701 025</b> <b>R826 701 050</b> <b>R826 701 000</b> <b>R826 701 050</b>	<b>S826 701 000</b> <b>S826 701 025</b> <b>S826 701 050</b> <b>S826 701 300</b> <b>S826 701 350</b>				
	<b>ST :</b> 28,00 <b>TB :</b> 45,20 <b>ØH :</b> 41,01 <b>Hz :</b> 0,70 <b>Hx/y :</b> 0,00 0,00 <b>ØV :</b> 36,00 36,00 <b>Vz :</b> -3,52 -3,52 <b>T1 :</b> 5,90	<b>R01</b>  1,20 SR.R <b>R26</b>  1,20 SR.R <b>R35</b>  2,00 SR.R						
 17,00 x 49,00 x 9,00								

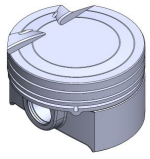




## VOLKSWAGEN

## P826 702

Ø71,00



Ø71

EP,T

4

Benzin Engine : 1.2 TSI Caddy IV, Golf VII, Polo, Touran 1.2 TSI

DIFFERENT RING GROOVE(732 K07400) !

CYVC, CJZB, CYVB, CJZA, CJZD

4-Cyl. 1197 cc 62-81 KW - 84 -110 PS

Audi, Seat, Skoda




P826 702 000 STD STD  
P826 702 025 STD +0,25  
P826 702 050 STD +0,50  
P826 702 300 -0,30 STD  
P826 702 350 -0,30 +0,50


STD STD  
+0,25  
+0,50  
STD  
STD

R826 702 000  
R826 702 025  
R826 702 050  
R826 702 000  
R826 702 050

S826 702 000  
S826 702 025  
S826 702 050  
S826 702 300  
S826 702 350

ST : 28,00  
TB : 45,20  
ØH : 41,01  
Hz : 0,70  
Hx/y : 0,00 0,00  
ØV : 36,00 36,00  
Vz : -3,52 -3,52  
T1 : 5,90

R01  1,00 SR.R  
R26  1,20 SR.R  
R35  2,00 SR.R



17,00 x 49,00 x 9,00

Montaj Yüksekliği

## VOLKSWAGEN

## P826 703

Ø74,50



Ø74,5

RC,T

4

Benzin Engine : 1.5 TSI

DACA - DPPA

1495 cc 96 kW (131 PS) PS 12,5  
GOLF VII, TIGUAN 2017...

P826 703 000 STD STD  
P826 703 025 STD +0,25  
P826 703 050 STD +0,50

STD STD  
+0,25  
+0,50

R826 703 000  
R826 703 025  
R826 703 050

S826 703 000  
S826 703 025  
S826 703 050

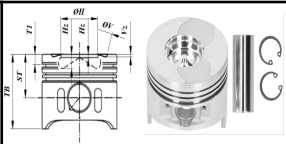

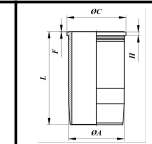







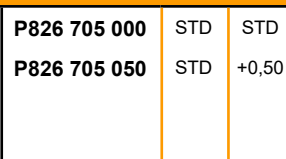
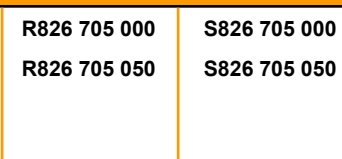








ST : 30,80  
TB : 48,30  
ØH : 59,91  
Hz : -2,80  
Hx/y : 0,00 0,00  
ØV : 26,00 26,00  
Vz : -2,50 -2,50  
T1 : 6,00

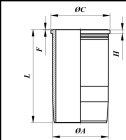
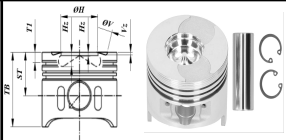
R01  1,20 SR  
R26  1,20 SR  
R35  2,00 SR.R



19,00 x 47,00 x 11,00

Montaj Yüksekliği

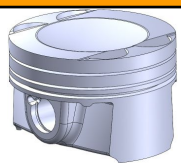
VOLKSWAGEN		P826 704				Ø74,50		
    	 <b>Ø74,5</b> EP,T 3 Benzin Engine: 1.0 TSI CHZA - CHZB - CHZC - CHZD - CHZG - CHZJ - CHZE - CHZK - CHZL DKLA - DKLD - DKRF - DBYA - DKLA - DKLD - DKRC - DKLA - DKRB - DKRD - DKRF - DBYA 3 Cyl. 999 cc. 66 kW - 90 PS Polo - Golf VII - Caddy IV - Seat 2015 - ...	<b>P826 704 000</b> STD STD <b>P826 704 050</b> STD +0,50	<b>R826 704 000</b> <b>R826 704 050</b>	<b>S826 704 000</b> <b>S826 704 050</b>				
	ST : 32,39 TB : 50,09 ØH : 55,00 Hz : 0,20 Hx/y : ØV : 26,00 26,00 Vz : -2,45 -2,45 T1 : 5,75	<b>R01</b>  1,20 SR <b>R06</b>  1,20 SR <b>R37</b>  2,00 SR.R						
 19,00 x 47,00 x 11,00								Montaj Yüksekliği
VOLKSWAGEN		P826 705				Ø74,50		
    	 <b>Ø74,5</b> RC,OCP,T 4 Benzin Engine : 1.0 <b>DLAA</b> T-ROC MK1 Engine 2018-2022	<b>P826 705 000</b> STD STD <b>P826 705 050</b> STD +0,50	<b>R826 705 000</b> <b>R826 705 050</b>	<b>S826 705 000</b> <b>S826 705 050</b>				
	ST : 30,60 TB : 49,10 ØH : 52,00 Hz : -2,10 Hx/y : 1,50 0,00 ØV : 27,00 27,00 Vz : -2,60 -2,60 T1 : 7,00	<b>R01</b>  1,20 SR <b>R06</b>  1,20 SR <b>R37</b>  2,00 SR.R						
 19,00 x 47,00 x 11,00								



## VOLKSWAGEN

## P826 706

## Ø74,51



Ø74,51

EP,T

4

Benzin Engine: BEETLE 1.4 TSI, CC 1.4 TSI, GOLF SPORTSVAN 1.4 TSI, JETTA IV 1.4 TSI, SCIROCCO 1.4 TSI, SHARAN 1.4 TSI, TIGUAN 1.4 TSI, TOURAN 1.4 TSI

## CZDA

4-Cyl. 1395 cc 110 KW - 150 PS

Audi, Skoda


P826 706 000  
P826 706 025  
P826 706 050

STD STD  
STD +0,25  
STD +0,50




R826 706 000  
R826 706 025  
R826 706 050

S826 706 000  
S826 706 025  
S826 706 050

ST : 30,80  
TB : 48,30  
ØH : 60,00  
Hz : 2,70  
Hx/y : 0,00 0,00  
ØV : 26,00 26,00  
Vz : -2,70 -2,70  
T1 : 6,00



19,00 x 50,00 x 11,00

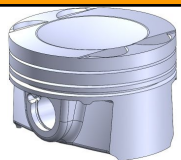
R01  1,20 SR  
R06  1,20 SR  
R37  2,00 SR.R

Montaj Yüksekliği

## VOLKSWAGEN

## P826 707

## Ø74,51



Ø74,51

EP,T

4

Benzin Engine: GOLF VII 1.4 TSI, SCIROCCO III 1.4 TSI, GOLF VI Cabriolet 1.4 TSI, POLO V 1.4 TSI, TIGUAN 1.4 TSI, CADDY IV 1.4 TSI

CXSA, CMBA,  
CXSB, CZCA,  
CZCA, CZDD,  
CZCB

4-Cyl. 1395 cc 92 KW - 125 PS

Audi, Skoda


P826 707 000  
P826 707 025  
P826 707 050

STD STD  
STD +0,25  
STD +0,50




R826 707 000  
R826 707 025  
R826 707 050

S826 707 000  
S826 707 025  
S826 707 050

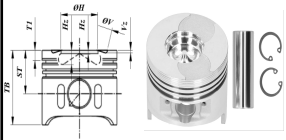



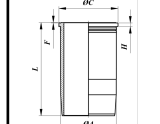




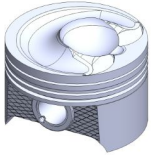





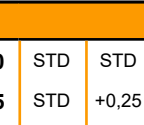

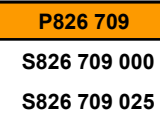










ST : 31,00  
TB : 48,50  
ØH : 51,00  
Hz : -1,50  
Hx/y : 0,00 0,00  
ØV : 26,00 26,00  
Vz : -2,70 -2,70  
T1 : 6,25

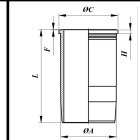
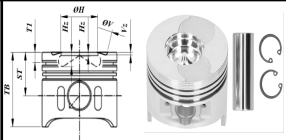


19,00 x 50,00 x 11,00

R01  1,20 SR  
R06  1,20 SR  
R37  2,00 SR.R

Montaj Yüksekliği


VOLKSWAGEN		P826 708				Ø76,50		
        	 <p><b>Ø76,5</b></p> <p>EP,T</p> <p>4</p> <p><b>Benzin Engine :</b> EOS 1,6 FSI, GOLF V 1,6 FSI, GOLF PLUS 1,6 FSI, JETTA III 1,6 FSI, PASSAT 1,6 FSI, TOURAN I 1,6 FSI</p> <p><b>BAG, BLF, BLP,</b> 4 Cyl. 1598 cm<sup>3</sup>, 85 kW (115 PS) 4 Ventile Golf V 2004 / Touran 2003/2004 / Jetta 2005/2008 Passat 2005/2009 / Touran 2005/2007</p> <p><b>Audi, Skoda</b></p>	<b>P826 708 000</b> STD STD <b>P826 708 025</b> STD +0,25 <b>P826 708 050</b> STD +0,50	<b>R826 708 000</b> <b>R826 708 025</b> <b>R826 708 050</b>	<b>S826 708 000</b> <b>S826 708 025</b> <b>S826 708 050</b>				
	<p>ST : 29,30</p> <p>TB : 49,30</p> <p>ØH : 36,60</p> <p>Hz : 4,50 -6,00</p> <p>Hx/y : 9,50 0,00</p> <p>ØV : 31,00 31,00</p> <p>Vz : -2,80 -2,80</p> <p>T1 : 43,00</p>	<p><b>R01</b>  1,20 SR</p> <p><b>R06</b>  1,20 SR</p> <p><b>R37</b>  2,00 SR.R</p>						
 <p>17,00 x 47,00 x 10,00</p>								Montaj Yüksekliği
VOLKSWAGEN		P826 709				Ø76,50		
        	 <p><b>Ø76,5</b></p> <p>RC,T</p> <p>4</p> <p><b>Benzin Engine :</b> Beetle 1.4 TSI, CC 1.4 TSI, Eos 1.4 TSI 16V, Golf 1.4 TSI 16V, Golf 1.4 TSI 16V, Golf Plus 1.4 TSI 16V, Jetta 1.4 TSI 16V, Passat 1.4 TSI 16V, Passat CC 1.4 TSI, Polo 1.4 TSI GTI, Scirocco 1.4 TSI 16V, Sharan 1.4 TSI, Tiguan 1.4 TSI 16V, Touran 1.4 FSI 16V,</p> <p><b>BMY, BLG, CAVD, CAVB, CAVC, CAVA, BWK, CTHA, CTKA, CNWA, CAVE, BMK, CTHC, CTHD, CTHE, CTKA</b> 4 Cyl. 1390 cm<sup>3</sup>, 103 kW (170 PS)</p> <p><b>Audi, Seat, Skoda</b></p>	<b>P826 709 000</b> STD STD <b>P826 709 025</b> STD +0,25 <b>P826 709 050</b> STD +0,50 <b>P826 709 300</b> -0,30 STD <b>P826 709 300</b> -0,30 STD	<b>R826 709 000</b> <b>R826 709 025</b> <b>R826 709 050</b> <b>R826 709 000</b> <b>R826 709 000</b>	<b>S826 709 000</b> <b>S826 709 025</b> <b>S826 709 050</b> <b>S826 709 300</b> <b>S826 709 300</b>				
	<p>ST : 28,70</p> <p>TB : 47,70</p> <p>ØH :</p> <p>Hz : 1,85 -4,55</p> <p>Hx/y :</p> <p>ØV : 30,00 30,00</p> <p>Vz : -3,80 -3,80</p> <p>T1 : 40,40</p>	<p><b>R01</b>  1,20 SR.R</p> <p><b>R06</b>  1,50 SR.R</p> <p><b>R38</b>  2,00 SR.R</p>						
 <p>19,00 x 52,00 x 10,00</p>								



## VOLKSWAGEN

## P826 710

## Ø76,50



Ø76,5

EP

Benzin Engine : 1,4 FSI 90 PS  
GOLF 5BKG  
BLN

P826 710 000  
P826 710 025  
P826 710 050

STD STD  
STD +0,25  
STD +0,50

R826 710 000  
R826 710 025  
R826 710 050

S826 710 000  
S826 710 025  
S826 710 050

ST : 28,70  
TB : 54,55  
ØH :  
Hz : 4,85 -7,50  
Hx/y : 21,50 43,00  
ØV : 32,00 32,00  
Vz : -1,20 -1,20  
T1 : 44,60

R01  1,20 SR.R  
R06  1,50 SR.R  
R37  2,50 SR.R



17,00 x 48,00 x 10,00

Montaj Yüksekliği

## VOLKSWAGEN

## P826 711

## Ø76,51



Ø76,51

RC,SP,S

4/6

Diesel Engine :

ACT, ADK, CP,  
CR, CS, DW, JK,  
JP, ME, 1S, 68D,  
685, 751, 761Caddy 08/1982...07/1990 /  
Passat 08/1980...08/1982 /  
Jetta 08/1980...02/1984 / Golf I  
08/1980...07/1982  
CS, R 4, 1588 cm<sup>3</sup>, 37 kW (50  
PS), 23,5:1

Audi, Volvo

P826 711 000  
P826 711 050  
P826 711 001  
P826 711 250  
P826 711 201

STD STD  
STD +0,50  
STD +1,00  
-0,25 +0,50  
-0,25 +1,00

R826 711 000  
R826 711 050  
R826 711 001  
R826 711 050  
R826 711 001

S826 711 000  
S826 711 050  
S826 711 001  
S826 711 250  
S826 711 201

ST : 41,70  
TB : 71,70  
ØH : 26,30  
Hz : -1,60  
Hx/y : -11,80 -13,80  
ØV :  
Vz :  
T1 : 12,75

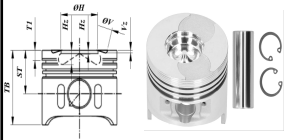


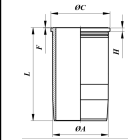


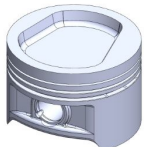




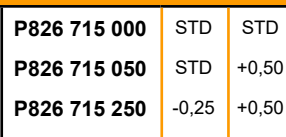
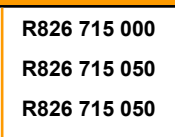
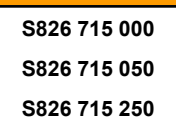








R01  1,75 SR  
R06  2,00 SR  
R35  3,00 SR.R

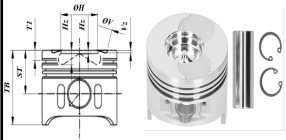


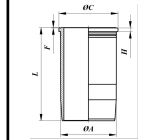













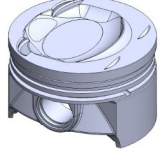




x x

Montaj Yüksekliği

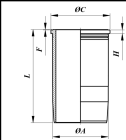
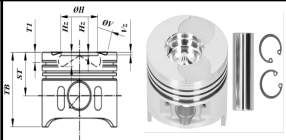
1 çentik 1,40 mm  
conta ile + 0,67 /  
+0,80  
2 çentik 1,50 mm  
conta ile + 0,81 /  
+0,90  
3 çentik 1,60 mm  
conta ile + 0,91 /  
+1,02



VOLKSWAGEN		P826 714				Ø76,51		
     	 <b>Ø76,51</b>  S 4 <b>Benzin Engine :</b> <b>AHS</b> , 1598 cm <sup>3</sup> ,55 kW (75 PS) 9,8:1 / Polo 03/1996...12/1999 <b>ALM</b> , 1598 cm <sup>3</sup> ,55 kW (75 PS) 9,8:1 / Polo 07/1998...09/2001 <b>AEA</b> , R 4 Benzin, 1598 cm <sup>3</sup> Golf, Polo, Vento, <b>AEE</b> , R 4 Benzin, 1598 cm <sup>3</sup> Caddy, Golf, Polo, Vento <b>Seat, Skoda</b>	<b>P826 714 000</b> STD STD <b>P826 714 025</b> STD +0,25 <b>P826 714 050</b> STD +0,50 <b>P826 714 225</b> -0,25 +0,25 <b>P826 714 275</b> -0,25 +0,75	<b>R826 714 000</b> <b>R826 714 025</b> <b>R826 714 050</b> <b>R826 714 025</b> <b>R826 714 075</b>	<b>S826 714 000</b> <b>S826 714 025</b> <b>S826 714 050</b> <b>S826 714 225</b> <b>S826 714 275</b>				
	<b>ST :</b> 30,85 <b>TB :</b> 52,85 <b>ØH :</b> 64,00 <b>Hz :</b> -7,80 <b>Hx/y :</b> 0,00 0,00 <b>ØV :</b> <b>Vz :</b> <b>T1 :</b> 7,00	<b>R01</b>  1,20 SR <b>R26</b>  1,50 SR <b>R38</b>  2,50 SR.R						
 17,00 x 52,00 x 10,00								Montaj Yüksekliği
VOLKSWAGEN		P826 715				Ø76,51		
     	 <b>Ø76,51</b>  3 <b>Benzin Engine:</b> <b>AZQ</b> R 3 Benzin, 1198 cm <sup>3</sup> , 47 kW (64 PS), 10,5:1 4 Ventile Polo 11/2001 <b>BME</b> R 3 Benzin, 1198 cm <sup>3</sup> , 47 kW (64 PS), 10,5:1 4 Ventile Polo 11/2004 <b>Seat, Skoda</b>	<b>P826 715 000</b> STD STD <b>P826 715 050</b> STD +0,50 <b>P826 715 250</b> -0,25 +0,50	<b>R826 715 000</b> <b>R826 715 050</b> <b>R826 715 050</b>	<b>S826 715 000</b> <b>S826 715 050</b> <b>S826 715 250</b>				
	<b>ST :</b> 29,27 <b>TB :</b> 50,27 <b>ØH :</b> 61,40 <b>Hz :</b> -4,00 <b>Hx/y :</b> 0,00 0,00 <b>ØV :</b> <b>Vz :</b> -1,20 -1,20 <b>T1 :</b> 5,80	<b>R01</b>  1,20 SR <b>R01</b>  1,50 SR.R <b>R35</b>  2,50 SR.R						
 17,00 x 46,00 x 10,00								

VOLKSWAGEN		P826 716				Ø76,51		
     	 <b>Ø76,51</b> EP 4 <b>Benzin Engine :</b> Beetle 1.4 TSI, CC 1.4 TSI, Eos 1.4 TSI 16V, Golf 1.4 TSI 16V, Golf 1.4 TSI 16V, Golf Plus 1.4 TSI 16V, Jetta 1.4 TSI 16V, Passat 1.4 TSI 16V, Passat CC 1.4 TSI, Polo 1.4 TSI GTI, Scirocco 1.4 TSI 16V, Sharan 1.4 TSI, Tiguan 1.4 TSI 16V, Touran 1.4 FSI 16V, <b>BMY, BLG, CAVD, CAVB, CTHD, CAVC, CAVA, BWK, CTHA, CTKA, CNWA, CTHE, CAVE, CTKA, BMK, CTHC,</b> 4 Cyl. 1390 cm <sup>3</sup> , 103 kW (170 PS) <b>Audi, Seat, Skoda</b>	<b>P826 716 000</b> STD STD <b>P826 716 025</b> STD +0,25 <b>P826 716 050</b> STD +0,50 <b>P826 716 300</b> -0,30 STD <b>P826 716 300</b> -0,30 STD	<b>R826 716 000</b> <b>R826 716 025</b> <b>R826 716 050</b> <b>R826 716 000</b> <b>R826 716 000</b>	<b>S826 716 000</b> <b>S826 716 025</b> <b>S826 716 050</b> <b>S826 716 300</b> <b>S826 716 300</b>				
	<b>ST :</b> 28,70 <b>TB :</b> 47,90 <b>ØH :</b> <b>Hz :</b> 1,85 -5,90 <b>Hx/y :</b> <b>ØV :</b> <b>Vz :</b> -1,00 -1,00 <b>T1 :</b> 5,50	<b>R01</b>  1,20 SR.R <b>R06</b>  1,50 SR.R <b>R38</b>  2,00 SR.R						
 19,00 x 52,00 x 10,00								Montaj Yüksekliği
VOLKSWAGEN		P826 717				Ø76,51		
     	 <b>Ø76,51</b> EP,T 4 <b>Benzin Engine :</b> <b>CAX, CAXA, CMSA, CAXC</b> 4 Cyl. 1390 cm <sup>3</sup> , 90-92 kW (122 -125 BG) VW EOS 1.4 FSI 16V, VW Golf Plus 1.4 FSI 16V, Golf V 1.4 FSI 16V, Golf V 1.4 TSI 16V, Golf V 1.4 TFSI 16V, Jetta 1.4 FSI 16V, Passat 1.4 FSI 16V, Scirocco 1.4 TSI 16V <b>Audi, Seat, Skoda</b>	<b>P826 717 000</b> STD STD <b>P826 717 025</b> STD +0,25 <b>P826 717 050</b> STD +0,50	<b>R826 717 000</b> <b>R826 717 025</b> <b>R826 717 050</b>	<b>S826 717 000</b> <b>S826 717 025</b> <b>S826 717 050</b>				
	<b>ST :</b> 28,90 <b>TB :</b> 47,90 <b>ØH :</b> <b>Hz :</b> 180,00 -4,50 <b>Hx/y :</b> <b>ØV :</b> 30,00 30,00 <b>Vz :</b> -3,50 -3,50 <b>T1 :</b> 5,45	<b>R01</b>  1,20 SR.R <b>R01</b>  1,20 SR.R <b>R38</b>  2,00 SR.R						
 19,00 x 52,00 x 10,00								





## VOLKSWAGEN

P826 718

Ø76,51



Ø76,51

4

Benzin Engine :

**AWY**R3 Benzin. 1200cm<sup>3</sup> 40 kW (54 PS), 10,8:1 / Polo 02/2002...05/2004**BMD**R3 Benzin. 1198cm<sup>3</sup> 40 kW (54 PS), 10,3:1 / Polo 06/2004...**Skoda**




P826 718 000  
P826 718 025  
P826 718 050

STD STD  
STD +0,25  
STD +0,50

R826 718 000  
R826 718 025  
R826 718 050

S826 718 000  
S826 718 025  
S826 718 050

ST : 28,70  
TB : 48,70  
ØH : 61,60  
Hz : -7,30 -7,50  
Hx/y : 0,00 0,00  
ØV :  
Vz :  
T1 : 5,00

R01  1,20 SR  
R06  1,50 SR  
R38  2,50 SR.R



17,00 x 46,00 x 10,00

Montaj Yüksekliği

## VOLKSWAGEN

P826 719

Ø76,51



Ø76,51

EP

4

Benzin Engine : 1,4 16V

**POLO**BXW, CGGB  
BUD, CDDA, CGGA, CGGB,  
CLPA

CADDY III Box (2KA, 2KH, 2CH). CADDY III Estate (2KB, 2KJ, 2CB, 2CJ). GOLF PLUS (5M1, 521). GOLF V (1K1). GOLF V Variant (1K5) GOLF VI (5K1). POLO (6R\_). POLO (9N\_). POLO Saloon (9A4)




P826 719 000  
P826 719 050

STD STD  
STD +0,50

R826 719 000  
R826 719 050

S826 719 000  
S826 719 050

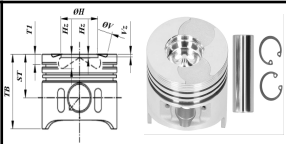



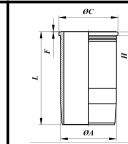








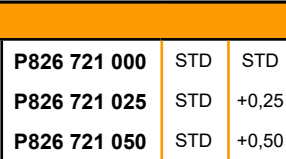





ST : 28,92  
TB : 46,92  
ØH : 61,14  
Hz : -2,28  
Hx/y : 0,00 0,00  
ØV : 30,00 30,00  
Vz : -1,07 -1,07  
T1 : 3,90

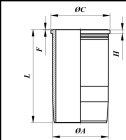
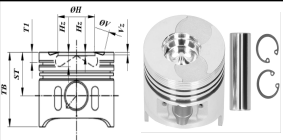
R01  1,20 SR.R  
R01  1,20 SR  
R37  2,00 SR.R



17,00 x 46,00 x 10,00

Montaj Yüksekliği

VOLKSWAGEN		P826 720				Ø76,51		
       	 <b>Ø76,51</b> EP 5 Diesel Engine : 1,6 <b>CWVA Euro 5</b> GOLF VII Variant (BA5, BV5), POLO V (6R1, 6C1), GOLF SPORTSVAN VII (AM1, AN1), CADDY IV MPV (SAB, SAJ), CADDY IV Box Body/MPV (SAA, SAH), JETTA IV (162, 163, AV3, AV2), POLO V Saloon (602,604,612,614), POLO V Saloon, JETTA IV, POLO VI (AW1, BZ1) Seat, Skoda, Volkswagen	<b>P826 720 000</b> STD STD <b>P826 720 025</b> STD +0,25 <b>P826 720 050</b> STD +0,50	<b>R826 720 000</b> <b>R826 720 025</b> <b>R826 720 050</b>	<b>S826 720 000</b> <b>S826 720 025</b> <b>S826 720 050</b>				
	ST : 26,75 TB : 45,75 ØH : 63,50 Hz : -2,64 Hx/y : 0,00 0,00 ØV : Vz : T1 : 4,05	<b>R01</b>  1,20 SR <b>R06</b>  1,20 SR <b>R38</b>  2,00 SR.R						
 19,00 x 40,50 x 11,50								Montaj Yüksekliği
VOLKSWAGEN		P826 721				Ø79,50		
  <b>Ø79,5</b> RC,OCP,YP,T 4 Diesel Engine: Golf VII 1.6 TDI <b>CLHA - CLHB -</b> <b>CRKB</b> 4 Cyl. 1598 cc 77 KW - 105 HP 2010-...	<b>P826 721 000</b> STD STD <b>P826 721 025</b> STD +0,25 <b>P826 721 050</b> STD +0,50	<b>R826 721 000</b> <b>R826 721 025</b> <b>R826 721 050</b>	<b>S826 721 000</b> <b>S826 721 025</b> <b>S826 721 050</b>					
	ST : 45,30 TB : 68,30 ØH : 49,00 Hz : -11,00 -5,00 Hx/y : 0,00 1,75 ØV : Vz : T1 : 11,50	<b>R01</b>  1,75 SR <b>R08</b>  2,00 SR <b>R35</b>  2,00 SR.R						
 26,00 x 66,00 x 12,00								



## VOLKSWAGEN

## P826 722

## Ø79,51



Ø79,51

RC,SP,EP,YP,S

4

Diesel Engine :

AAZ / ABL / ADE

1896 cm<sup>3</sup>,55 kW (75 PS) 22,5:1  
Turbocharged  
Passat 03/1991...12/1996 /  
Golf 11/1991...08/1998 / Vento  
01/1992...12/1997  
1896 cm<sup>3</sup>,50 kW (68 PS) 22,5:1  
Turbocharged / T4 10/1992...

Audi, Seat

P826 722 000 STD STD  
P826 722 025 STD +0,25  
P826 722 050 STD +0,50  
P826 722 001 STD +1,00  
P826 722 250 -0,25 +0,50  
P826 722 201 -0,25 +1,00  
P826 722 200 -0,25 STD

STD STD  
+0,25  
+0,50  
+1,00  
+0,50  
+1,00  
STD

R826 722 000  
R826 722 025  
R826 722 050  
R826 722 001  
R826 722 050  
R826 722 001  
R826 722 000

S826 722 000  
S826 722 025  
S826 722 050  
S826 722 001  
S826 722 250  
S826 722 201  
S826 722 200

ST : 45,65

TB : 71,70

ØH :

Hz : -1,90

Hx/y :

ØV :

Vz :

T1 : 13,25

x

x

R01  1,75 SR  
R08  2,00 SR  
R35  3,00 SR.R

Montaj Yüksekliği

1. çentik 1,53mm  
+0,66 / +0,86  
2. çentik 1,57mm  
+0,87 / +0,90  
3. çentik 1,61mm  
+0,91 / +1,02

## VOLKSWAGEN

## P826 723

## Ø79,51



Ø79,51

T

4

Diesel Engine :

AGP, R4 1896 cm<sup>3</sup>, 50 kW  
(68 PS),22,50:1 / Bora  
05/1999...04/2001 / Golf IV  
10/1997...04/2001 / Polo  
10/1999...09/2001

AQM, R4 1896 cm<sup>3</sup>, 50 kW  
(68 PS),19,50:1 / Bora  
11/1998...05/2005 / Golf IV  
11/1998... / Polo  
11/1999...09/2001

ASX, R4 1896 cm<sup>3</sup>, 47 kW  
(64 PS),22,50:1 / Polo  
10/1999...09/2001

ASY / AYQ, R4 1896  
cm<sup>3</sup>, 47 kW (64 PS),19,50:1 /  
Polo 11/2001...

Seat, Skoda

P826 723 000 STD STD  
P826 723 025 STD +0,25  
P826 723 050 STD +0,50  
P826 723 250 -0,25 +0,50  
P826 723 201 -0,25 +1,00

STD STD  
+0,25  
+0,50  
+0,50  
+1,00

R826 723 000  
R826 723 025  
R826 723 050  
R826 723 050  
R826 723 001

S826 723 000  
S826 723 025  
S826 723 050  
S826 723 250  
S826 723 201

ST : 39,80

TB : 60,70

ØH : 38,00


Hz : -17,75 -10,40

Hx/y : -7,00 1,70

ØV : 34,50 38,50

Vz : -1,00 -1,00

T1 : 6,00



24,00 x 58,00 x 13,00






R01  1,75 SR  
R08  2,00 SR  
R35  3,00 SR.R

Montaj Yüksekliği






1 Çentik conta ile  
0,91 / 1,00  
2 Çentik conta ile  
1,01 / 1,10  
3 Çentik conta ile  
1,11 / 1,20

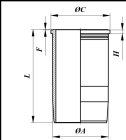
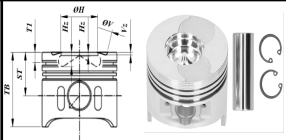


## VOLKSWAGEN P826 724 Ø79,51

 <p><b>Ø79,51</b></p> <p>T 4</p> <p><b>Diesel Engine :</b>  <b>AGP</b>, R4 1896 cm³, 50 kW (68 PS), 22,50:1 / Bora 05/1999...04/2001 / Golf IV 10/1997...04/2001 / Polo 10/1999...09/2001  <b>AQM</b>, R4 1896 cm³, 50 kW (68 PS), 19,50:1 / Bora 11/1998...05/2005 / Golf IV 11/1998... / Polo 11/1999...09/2001  <b>ASX</b>, R4 1896 cm³, 47 kW (64 PS), 22,50:1 / Polo 10/1999...09/2001  <b>ASY / AYQ</b>, R4 1896 cm³, 47 kW (64 PS), 19,50:1 / Polo 11/2001...  <b>Seat, Skoda</b></p>	<b>P826 724 000</b> STD STD <b>R826 724 000</b> <b>S826 724 000</b> <b>P826 724 025</b> STD +0,25 <b>R826 724 025</b> <b>S826 724 025</b> <b>P826 724 050</b> STD +0,50 <b>R826 724 050</b> <b>S826 724 050</b> <b>P826 724 250</b> -0,25 +0,50 <b>R826 724 050</b> <b>S826 724 250</b> <b>P826 724 201</b> -0,25 +1,00 <b>R826 724 001</b> <b>S826 724 201</b>							
	<p><b>ST :</b> 39,80 <b>R01</b>  1,75 SR</p> <p><b>TB :</b> 60,70 <b>R08</b>  2,00 SR</p> <p><b>ØH :</b> 38,00 <b>R35</b>  3,00 SR.R</p> <p><b>Hz :</b> -17,75 -10,40</p> <p><b>Hx/y :</b> -7,00 -1,70</p> <p><b>ØV :</b> 38,50 34,50</p> <p><b>Vz :</b> -1,00 -1,00</p> <p><b>T1 :</b> 6,00</p>							
 <p>24,00 x 58,00 x 13,00</p>								Montaj Yüksekliği

## VOLKSWAGEN P826 725 Ø79,51

 <p><b>Ø79,51</b></p> <p>RC,BB,YP,T 3</p> <p><b>Diesel Engine :</b>  <b>AMF</b>, R 3 Diesel 1422 cm³ 55 kW (75 PS) 19.5:1 / Lupo, Polo 1999 / <b>BAY</b>, R 3 Diesel 1422 cm³ 55 kW (75 PS) 19.5:1 / Polo 2001 2005  <b>BMS</b>, R 3 Diesel 1422 cm³ 55 kW (75 PS) 19.5:1 Turbo / Polo 2005 / <b>BNM</b>, R 3 Diesel 1422 cm³ 55 kW (75 PS) 19.5:1 Turbo / <b>BNV</b>, R 3 Diesel 1422 cm³ 55 kW (75 PS) 19.5:1 Turbo / Polo 2005  <b>Audi, Seat, Skoda</b></p>	<b>P826 725 000</b> STD STD <b>R826 725 000</b> <b>S826 725 000</b> <b>P826 725 025</b> STD +0,25 <b>R826 725 025</b> <b>S826 725 025</b> <b>P826 725 050</b> STD +0,50 <b>R826 725 050</b> <b>S826 725 050</b> <b>P826 725 250</b> -0,25 +0,50 <b>R826 725 050</b> <b>S826 725 250</b> <b>P826 725 201</b> -0,25 +1,00 <b>R826 725 001</b> <b>S826 725 201</b>							
	<p><b>ST :</b> 45,80 <b>R01</b>  1,75 SR</p> <p><b>TB :</b> 69,80 <b>R08</b>  2,00 SR</p> <p><b>ØH :</b> 37,90 <b>R35</b>  3,00 SR.R</p> <p><b>Hz :</b> -17,65 -9,00</p> <p><b>Hx/y :</b> -7,00 -1,70</p> <p><b>ØV :</b> 38,50 34,50</p> <p><b>Vz :</b> -1,10 -1,10</p> <p><b>T1 :</b> 8,40</p>							
 <p>26,00 x 63,00 x 12,50</p>								Montaj Yüksekliği 1,53mm conta ile +0,81 / +0,96 1,57mm conta ile +0,96 / +1,01 1,61mm conta ile +1,01 / + 1,03



## VOLKSWAGEN

## P826 726

Ø79,51



Ø79,51

RC,BB,YP,T

3

## Diesel Engine :

**AMF**, R 3 Diesel 1422 cm<sup>3</sup>  
55 kW (75 PS) 19.5:1 / Lupo,

Polo 1999 / **BAY**, R 3  
Diesel 1422 cm<sup>3</sup> 55 kW (75 PS)  
19.5:1 / Polo 2001 2005

**BMS**, R 3 Diesel 1422 cm<sup>3</sup>  
55 kW (75 PS) 19.5:1 Turbo /

Polo 2005 / **BNM**, R 3  
Diesel 1422 cm<sup>3</sup> 55 kW (75 PS)  
19.5:1 Turbo /

**BNV**, R 3 Diesel 1422 cm<sup>3</sup>  
55 kW (75 PS) 19.5:1 Turbo /  
Polo 2005

Audi, Seat, Skoda

**P826 726 000** STD STD  
**P826 726 025** STD +0,25  
**P826 726 050** STD +0,50  
**P826 726 250** -0,25 +0,50  
**P826 726 201** -0,25 +1,00

**R826 726 000**  
**R826 726 025**  
**R826 726 050**  
**R826 726 050**  
**R826 726 001**

**S826 726 000**  
**S826 726 025**  
**S826 726 050**  
**S826 726 250**  
**S826 726 201**

**ST** : 45,80  
**TB** : 69,80  
**ØH** : 37,90  
**Hz** : -17,65 -9,00  
**Hx/y** : -7,00 1,70  
**ØV** : 34,50 38,50  
**Vz** : -1,10 -1,10  
**T1** : 8,40



26,00 x 63,00 x 12,50

**R01**  1,75 SR  
**R08**  2,00 SR  
**R35**  3,00 SR.R

## Montaj Yüksekliği

1,53mm conta ile  
+0,81 / +0,96  
1,57mm conta ile  
+0,96 / +1,01  
1,61mm conta ile  
+1,01 / + 1,03

## VOLKSWAGEN

## P826 727

Ø79,51



Ø79,51

RC,BB,YP,S

4

## Diesel Engine :

**AEY, AFD, AFN,**  
**AGD, AGR, AHF,**  
**AHH, AHU, ALE,**  
**ALH, ARD, ASV,**  
**ASX, AVG, AVM,**  
**BEU, BJC, BXT,**  
**1Z**

R 4 Diesel, 1896 cm<sup>3</sup>, 47  
kW (64 PS)19,5:1

Audi, Seat, Skoda,  
Ford

**P826 727 000** STD STD  
**P826 727 025** STD +0,25  
**P826 727 050** STD +0,50  
**P826 727 001** STD +1,00  
**P826 727 250** -0,25 +0,50  
**P826 727 201** -0,25 +1,00

**R826 727 000**  
**R826 727 025**  
**R826 727 050**  
**R826 727 001**  
**R826 727 050**  
**R826 727 001**

**S826 727 000**  
**S826 727 025**  
**S826 727 050**  
**S826 727 001**  
**S826 727 250**  
**S826 727 201**










**ST** : 45,80  
**TB** : 71,80  
**ØH** : 37,90  
**Hz** : -17,65 -8,70  
**Hx/y** : -7,00 1,70  
**ØV** : 34,50 38,50  
**Vz** : -1,10 -1,10  
**T1** : 9,25

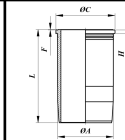
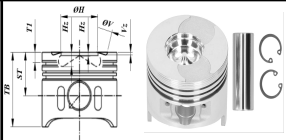
x x

**R01**  1,75 SR  
**R08**  2,00 SR  
**R35**  3,00 SR.R

## Montaj Yüksekliği

1. çentik 1,45 mm  
conta ile + 0,91 / +  
1,00  
2. çentik 1,53 mm  
conta ile + 1,00 / +  
1,10  
3. çentik 1,61 mm  
conta ile + 1,10 / +  
1,20

VOLKSWAGEN		P826 728				Ø79,51		
 <p><b>Ø79,51</b></p> <p>RC,BB,YP,S</p> <p>4</p> <p>Diesel Engine :</p> <p><b>AEY, AFD, AFN, AGD, AGR, AHF, AHH, AHU, ALE, ALH, ARD, ASV, ASX, AVG, AVM, BEU, BJC, BXT, 1Z</b></p> <p>R 4 Diesel, 1896 cm<sup>3</sup>, 47 kW (64 PS)19,5:1 / Caddy 1995-2000 / Golf III 1995-1996 / Golf IV 1997-1999 / Polo 1995 / Vento 1995-1997</p> <p><b>Audi, Seat, Skoda, Ford</b></p>	<p><b>P826 728 000</b> STD STD <b>R826 728 000</b> <b>S826 728 000</b></p> <p><b>P826 728 025</b> STD +0,25 <b>R826 728 025</b> <b>S826 728 025</b></p> <p><b>P826 728 050</b> STD +0,50 <b>R826 728 050</b> <b>S826 728 050</b></p> <p><b>P826 728 001</b> STD +1,00 <b>R826 728 001</b> <b>S826 728 001</b></p> <p><b>P826 728 250</b> -0,25 +0,50 <b>R826 728 050</b> <b>S826 728 250</b></p> <p><b>P826 728 201</b> -0,25 +1,00 <b>R826 728 001</b> <b>S826 728 201</b></p>	<p>ST : 45,80</p> <p>TB : 71,80</p> <p>ØH : 37,90</p> <p>Hz : -17,65 -8,70</p> <p>Hx/y : -7,00 -1,70</p> <p>ØV : 38,50 34,50</p> <p>Vz : -1,10 -1,10</p> <p>T1 : 9,25</p>	<p><b>R01</b>  1,75 SR</p> <p><b>R08</b>  2,00 SR</p> <p><b>R35</b>  3,00 SR.R</p>					
	<p>x x</p>							
VOLKSWAGEN		P826 729				Ø79,51		
 <p><b>Ø79,51</b></p>	<p><b>P826 729 000</b> STD STD <b>R826 729 000</b> <b>S826 729 000</b></p> <p><b>P826 729 025</b> STD +0,25 <b>R826 729 025</b> <b>S826 729 025</b></p> <p><b>P826 729 050</b> STD +0,50 <b>R826 729 050</b> <b>S826 729 050</b></p> <p><b>P826 729 250</b> -0,25 +0,50 <b>R826 729 050</b> <b>S826 729 250</b></p>	<p>ST : 45,80</p> <p>TB : 69,80</p> <p>ØH : 38,00</p> <p>Hz : -17,75 -10,50</p> <p>Hx/y : -7,00 1,50</p> <p>ØV : 36,00 40,00</p> <p>Vz : -1,15 -1,15</p> <p>T1 : 9,10</p>	<p><b>R01</b>  1,75 SR</p> <p><b>R08</b>  2,00 SR</p> <p><b>R35</b>  3,00 SR.R</p>					
	<p>26,00 x 66,00 x 12,00</p> 							<p><b>Montaj Yüksekliği</b></p>



## VOLKSWAGEN

## P826 730

## Ø79,51



Ø79,51

<b>P826 730 000</b>	STD	STD	<b>R826 730 000</b>	<b>S826 730 000</b>
<b>P826 730 025</b>	STD	+0,25	<b>R826 730 025</b>	<b>S826 730 025</b>
<b>P826 730 050</b>	STD	+0,50	<b>R826 730 050</b>	<b>S826 730 050</b>
<b>P826 730 250</b>	-0,25	+0,50	<b>R826 730 050</b>	<b>S826 730 250</b>

<b>ST :</b>	45,80
<b>TB :</b>	69,80
<b>ØH :</b>	38,00
<b>Hz :</b>	-17,75 -10,50
<b>Hx/y :</b>	-7,00 -1,50
<b>ØV :</b>	40,00 36,00
<b>Vz :</b>	-1,15 -1,15
<b>T1 :</b>	9,10

<b>R01</b>		1,75	SR
<b>R08</b>		2,00	SR
<b>R35</b>		3,00	SR.R

Montaj Yüksekliği



26,00 x 66,00 x 12,00

## VOLKSWAGEN

## P826 731

## Ø79,51



Ø79,51

RC,OCP,BB

4

## Diesel Engine :

**AJM** 1896 cm<sup>3</sup>, 85 kW (115 PS),19,5:1 Turbo, LLK / Bora 1998/2001 / Golf IV 1999/2001 / Passat 1999/1999

**ATJ**, 1896 cm<sup>3</sup>, 85 kW (115 PS),19:1 Turbo, LLK / Bora, Golf IV 1998 / Passat 1999

**AUY** 1896 cm<sup>3</sup>, 85 kW (115 PS),19:1 Turbo, LLK / Bora 2000/2001 / Golf IV 2000/2001 / Sharan 2000/2005

## Audi, Seat, Ford

<b>P826 731 000</b>	STD	STD	<b>R826 731 000</b>	<b>S826 731 000</b>
<b>P826 731 025</b>	STD	+0,25	<b>R826 731 025</b>	<b>S826 731 025</b>
<b>P826 731 050</b>	STD	+0,50	<b>R826 731 050</b>	<b>S826 731 050</b>
<b>P826 731 001</b>	STD	+1,00	<b>R826 731 001</b>	<b>S826 731 001</b>
<b>P826 731 250</b>	-0,25	+0,50	<b>R826 731 050</b>	<b>S826 731 250</b>
<b>P826 731 201</b>	-0,25	+1,00	<b>R826 731 001</b>	<b>S826 731 201</b>

<b>ST :</b>	45,80
<b>TB :</b>	68,80
<b>ØH :</b>	38,00
<b>Hz :</b>	-17,80 -10,40
<b>Hx/y :</b>	-7,00 1,70
<b>ØV :</b>	35,00 39,00
<b>Vz :</b>	-1,30 -1,30
<b>T1 :</b>	8,60

<b>R01</b>		1,75	SR
<b>R05</b>		2,00	SR
<b>R35</b>		3,00	SR.R






Montaj Yüksekliği







26,00 x 66,00 x 12,00



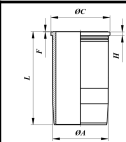
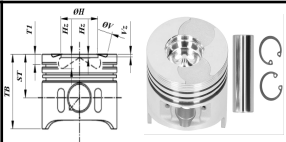
## VOLKSWAGEN P826 732 Ø79,51

 <p><b>Ø79,51</b></p> <p>RC,OCP,BB</p> <p>4</p> <p>Diesel Engine :</p> <p><b>AJM</b> 1896 cm³, 85 kW (115 PS),19,5:1 Turbo, LLK / Bora 1998/2001 / Golf IV 1999/2001 / Passat 1999/1999</p> <p><b>ATJ</b>, 1896 cm³, 85 kW (115 PS),19:1 Turbo, LLK / Bora, Golf IV 1998 / Passat 1999</p> <p><b>AUY</b>, 1896 cm³, 85 kW (115 PS),19:1 Turbo, LLK / Bora 2000/2001 / Golf IV 2000/2001 / Sharan 2000/2005</p> <p><b>Audi, Seat, Ford</b></p>	<p><b>P826 732 000</b> STD STD <b>R826 732 000</b> <b>S826 732 000</b></p> <p><b>P826 732 025</b> STD +0,25 <b>R826 732 025</b> <b>S826 732 025</b></p> <p><b>P826 732 050</b> STD +0,50 <b>R826 732 050</b> <b>S826 732 050</b></p> <p><b>P826 732 001</b> STD +1,00 <b>R826 732 001</b> <b>S826 732 001</b></p> <p><b>P826 732 250</b> -0,25 +0,50 <b>R826 732 050</b> <b>S826 732 250</b></p> <p><b>P826 732 201</b> -0,25 +1,00 <b>R826 732 001</b> <b>S826 732 201</b></p>							
	<p>ST : 45,80</p> <p>TB : 68,80</p> <p>ØH : 38,00</p> <p>Hz : -17,80 -10,40</p> <p>Hx/y : -7,00 -1,70</p> <p>ØV : 39,00 35,00</p> <p>Vz : -1,30 -1,30</p> <p>T1 : 8,60</p>	<p><b>R01</b>  1,75 SR</p> <p><b>R05</b>  2,00 SR</p> <p><b>R35</b>  3,00 SR.R</p>						
	 <p>26,00 x 66,00 x 12,00</p>							
								Montaj Yüksekliği

## VOLKSWAGEN P826 733 Ø79,51

 <p><b>Ø79,51</b></p> <p>RC</p> <p>4</p> <p>Diesel Engine :</p> <p><b>AEY, AFD, AFN, AGD, AGR, AHF, AHH, AHU, ALE, ALH, ARD, ASV, ASX, AVG, AVM, BEU, BJC, BXT, 1Z</b></p> <p>R 4 Diesel, 1896 cm³, 47 kW (64 PS)19,5:1</p> <p>Caddy 1995-2000</p> <p>Golf III 1995-1996 /</p> <p>Golf IV 1997-1999 /</p> <p>Polo 1995 / Vento 1995-1997</p> <p><b>Audi, Seat, Skoda, Ford</b></p>	<p><b>P826 733 000</b> STD STD <b>R826 733 000</b> <b>S826 733 000</b></p> <p><b>P826 733 025</b> STD +0,25 <b>R826 733 025</b> <b>S826 733 025</b></p> <p><b>P826 733 050</b> STD +0,50 <b>R826 733 050</b> <b>S826 733 050</b></p> <p><b>P826 733 001</b> STD +1,00 <b>R826 733 001</b> <b>S826 733 001</b></p> <p><b>P826 733 250</b> -0,25 +0,50 <b>R826 733 050</b> <b>S826 733 250</b></p> <p><b>P826 733 201</b> -0,25 +1,00 <b>R826 733 001</b> <b>S826 733 201</b></p>							
	<p>ST : 45,80</p> <p>TB : 71,80</p> <p>ØH : 37,95</p> <p>Hz : -17,75 -10,30</p> <p>Hx/y : -7,00 1,70</p> <p>ØV : 34,50 38,50</p> <p>Vz : -1,00 -1,00</p> <p>T1 : 9,25</p>	<p><b>R01</b>  1,75 SR</p> <p><b>R06</b>  2,00 SR</p> <p><b>R35</b>  3,00 SR.R</p>						
	<p>x x</p>							
								Montaj Yüksekliği





## VOLKSWAGEN

## P826 734

## Ø79,51



Ø79,51

RC

4

Diesel Engine :

**AEY, AFD, AFN,  
AGD, AGR, AHF,  
AHH, AHU, ALE,  
ALH, ARD, ASV,  
ASX, AVG, AVM,  
BEU, BJC, BXT,  
1Z**

R 4 Diesel, 1896 cm<sup>3</sup>, 47  
kW (64 PS)19,5:1  
Caddy 1995-2000  
Golf III 1995-1996 /  
Golf IV 1997-1999 /  
Polo 1995 / Vento  
1995-1997

**Audi, Seat, Skoda,  
Ford**

**P826 734 000** STD STD  
**P826 734 025** STD +0,25  
**P826 734 050** STD +0,50  
**P826 734 001** STD +1,00  
**P826 734 250** -0,25 +0,50  
**P826 734 201** -0,25 +1,00

STD STD  
+0,25  
+0,50  
+1,00  
+0,50  
+1,00

**R826 734 000**  
**R826 734 025**  
**R826 734 050**  
**R826 734 001**  
**R826 734 050**  
**R826 734 001**

**S826 734 000**  
**S826 734 025**  
**S826 734 050**  
**S826 734 001**  
**S826 734 250**  
**S826 734 201**

ST : 45,80  
TB : 71,80  
ØH : 37,95  
Hz : -17,75 -10,30  
Hx/y : -7,00 -1,70  
ØV : 34,50 38,50  
Vz : -1,00 -1,00  
T1 : 9,25

**R01**  1,75 SR  
**R06**  2,00 SR  
**R35**  3,00 SR.R

x x

Montaj Yüksekliği

## VOLKSWAGEN

## P826 735

## Ø79,51



Ø79,51

RC,OCP,BB,YP,T

4

Diesel Engine :

**ANU, ATD, AVB,  
BJB, AVQ, AXR,  
BEW, BKC, BRU,  
BSW, BMT, BSU,  
BXE, BXF, BXJ**

1896 cm<sup>3</sup>,66 kW (90 PS)  
Turbo  
Sharan  
01/1999...05/2005 / Golf  
IV 03/2000... / Polo  
11/2001... / Bora  
05/2001.../2005 / New  
Beetle 07/2003... /  
Polocross  
05/2006...05/2008  
Caddy ...05/2008 /  
1889 cm<sup>3</sup>,77 kW (105  
PS) / Golf IV 10/2003...  
/ Golf V 05/2004... /  
Touran 07/2003...

**Audi. Ford. Seat.**

**P826 735 000** STD STD  
**P826 735 025** STD +0,25  
**P826 735 050** STD +0,50  
**P826 735 250** -0,25 +0,50

STD STD  
+0,25  
+0,50  
+0,50

**R826 735 000**  
**R826 735 025**  
**R826 735 050**  
**R826 735 050**

**S826 735 000**  
**S826 735 025**  
**S826 735 050**  
**S826 735 250**

ST : 45,80  
TB : 68,80  
ØH : 38,00  
Hz : -17,20 -9,70  
Hx/y : -7,00 1,50  
ØV : 34,00 38,00  
Vz : -1,10 -1,10  
T1 : 9,25

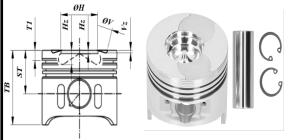


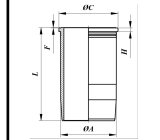














**R01**  1,75 SR  
**R08**  2,00 SR  
**R35**  3,00 SR.R

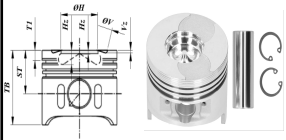


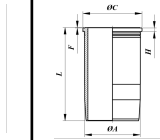







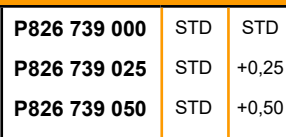
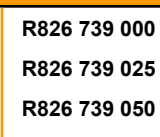










26,00 x 66,00 x 12,00





Montaj Yüksekliği





1,45 mm conta ile  
0,91 / 1,00  
1,53 mm conta ile  
1,01 / 1,10  
1,61 mm conta ile  
1,11 / 1,10

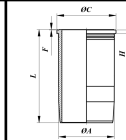
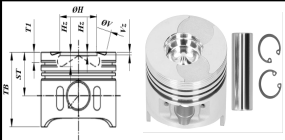
VOLKSWAGEN		P826 736				Ø79,51	
     	<b>P826 736 000</b> <b>P826 736 025</b> <b>P826 736 050</b> <b>P826 736 250</b>	STD STD STD -0,25	STD +0,25 +0,50 +0,50	<b>R826 736 000</b> <b>R826 736 025</b> <b>R826 736 050</b> <b>R826 736 050</b>	<b>S826 736 000</b> <b>S826 736 025</b> <b>S826 736 050</b> <b>S826 736 250</b>		
	 <p><b>Ø79,51</b></p> <p>RC,OCP,BB,YP,T</p> <p>4</p> <p>Diesel Engine :</p> <p><b>ANU, ATD, AVB, BJB, AVQ, AXR, BEW, BKC, BRU, BSW, BMT, BSU, BXE, BXF, BXJ</b></p> <p>1896 cm³,66 kW (90 PS)</p> <p>Turbo</p> <p>Sharan</p> <p>01/1999...05/2005 / Golf IV 03/2000... / Polo 11/2001... / Bora 05/2001.../2005 / New Beetle 07/2003... / Polocross 05/2006...05/2008 Caddy ...05/2008 / 1889 cm³,77 kW (105 PS) / Golf IV 10/2003... / Golf V 05/2004... / Touran 07/2003...</p>	ST : 45,80 TB : 68,80 ØH : 38,00 Hz : -17,20 -9,70 Hx/y : -7,00 -1,50 ØV : 38,00 34,00 Vz : -1,10 -1,10 T1 : 9,25	 1,75 SR  2,00 SR  3,00 SR.R				
 <p><b>Ø79,51</b></p> <p>RC,OCP,BB,YP,T</p> <p>4</p> <p>Diesel Engine : Bora 1.9 TDI, GOLF IV 1.9 TDI, PASSAT 1.9 TDI, POLO 1.9 TDI, SHARAN I 1.9 TDI, T5 1.9 TDI</p> <p><b>ARL</b> R 4 Diesel, 1896 cm³, 110 kW (150 PS), 18,5:1 Turbo, LLK / Bora, Golf IV 09/2000...</p> <p><b>ASZ</b> R 4 Diesel, 1896 cm³, 96 kW (130 PS), 18,5:1 Turbo, LLK / Bora, Golf IV, Polo, Sharan</p> <p><b>AVF, AWX</b> R 4 Diesel, 1896 cm³, 96 kW (131 PS) Turbo / Passat 10/2000...</p> <p><b>AXB, AXC</b> R 4 Diesel, 1898 cm³, 77 kW (105 PS) / Campmobil 01/2004... / Transporter 04/2003</p>	ST : 45,80 TB : 68,80 ØH : 38,00 Hz : -17,90 -9,80 Hx/y : -7,00 1,50 ØV : 38,00 34,00 Vz : -1,10 -1,10 T1 : 12,00	 1,75 SR  2,00 SR  3,00 SR				<b>Montaj Yüksekliği</b> 1,45 mm conta ile 0,91 / 1,00 1,53 mm conta ile 1,01 / 1,10 1,61 mm conta ile 1,11 / 1,10	
 <p><b>Ø79,51</b></p> <p>RC,OCP,BB,YP,T</p> <p>4</p> <p>Diesel Engine : Bora 1.9 TDI, GOLF IV 1.9 TDI, PASSAT 1.9 TDI, POLO 1.9 TDI, SHARAN I 1.9 TDI, T5 1.9 TDI</p> <p><b>ARL</b> R 4 Diesel, 1896 cm³, 110 kW (150 PS), 18,5:1 Turbo, LLK / Bora, Golf IV 09/2000...</p> <p><b>ASZ</b> R 4 Diesel, 1896 cm³, 96 kW (130 PS), 18,5:1 Turbo, LLK / Bora, Golf IV, Polo, Sharan</p> <p><b>AVF, AWX</b> R 4 Diesel, 1896 cm³, 96 kW (131 PS) Turbo / Passat 10/2000...</p> <p><b>AXB, AXC</b> R 4 Diesel, 1898 cm³, 77 kW (105 PS) / Campmobil 01/2004... / Transporter 04/2003</p>	ST : 45,80 TB : 68,80 ØH : 38,00 Hz : -17,90 -9,80 Hx/y : -7,00 1,50 ØV : 38,00 34,00 Vz : -1,10 -1,10 T1 : 12,00	 1,75 SR  2,00 SR  3,00 SR				<b>Montaj Yüksekliği</b> 1,45 mm conta ile + 0,91 / + 1,00 1,53 mm conta ile + 1,01 / + 1,10 1,61 mm conta ile + 1,11 / +1,20	

VOLKSWAGEN		P826 738				Ø79,51		
     	 <b>Ø79,51</b> RC, OCP, BB, YP, T 4 Diesel Engine : Bora 1.9 TDI, GOLF IV 1.9 TDI, PASSAT 1.9 TDI, POLO 1.9 TDI, SHARAN I 1.9 TDI, T5 1.9 TDI <b>ARL</b> R 4 Diesel, 1896 cm <sup>3</sup> , 110 kW (150 PS), 18,5:1 Turbo, LLK / Bora, Golf IV 09/2000... <b>ASZ</b> R 4 Diesel, 1896 cm <sup>3</sup> , 96 kW (130 PS), 18,5:1 Turbo, LLK / Bora, Golf IV, Polo, Sharan <b>AVF, AWX</b> R 4 Diesel, 1896 cm <sup>3</sup> , 96 kW (131 PS) Turbo / Passat 10/2000... <b>AXB, AXC</b> R 4 Diesel, 1898 cm <sup>3</sup> , 77 kW (105 PS) / Campmobil 01/2004... / Transporter 04/2003	<b>P826 738 000</b> STD STD <b>P826 738 025</b> STD +0,25 <b>P826 738 050</b> STD +0,50 <b>P826 738 250</b> -0,25 +0,50	<b>R826 738 000</b> <b>R826 738 025</b> <b>R826 738 050</b> <b>R826 738 050</b>	<b>S826 738 000</b> <b>S826 738 025</b> <b>S826 738 050</b> <b>S826 738 250</b>				
	ST : 45,80 TB : 68,80 ØH : 38,00 Hz : -17,90 -9,80 Hx/y : -7,00 -1,50 ØV : 34,00 38,00 Vz : -1,10 -1,10 T1 : 12,00	<b>R01</b>  1,75 SR <b>R03</b>  2,00 SR <b>R35</b>  3,00 SR						
 26,00 x 66,00 x 12,00							<b>Montaj Yüksekliği</b> 1,45 mm conta ile + 0,91 / + 1,00 1,53 mm conta ile + 1,01 / + 1,10 1,61 mm conta ile + 1,11 / +1,20	
VOLKSWAGEN		P826 739				Ø79,51		
     	 <b>Ø79,51</b> RC, OCP, BB 4 Diesel Engine : <b>AVG, ASV, 1Z, AEY, AFN, AGD, AGR, AHF, AHH, AHU, ALE, ALH,</b> R 4 Diesel, 1896 cm <sup>3</sup> , 81kW (110 PS) 19,5:1 / Turbo Intercooled TD14988 Golf IV Cabriolet 1.9 TDI / Passat 1.9 TDI, / Passat 1.9 TDI Syncro/4motion Passat Variant 1.9 TDI, / Passat Variant 1.9 TDI Syncro/4motion / Sharan 1.9 TDI <b>Audi, Ford, Seat, Skoda</b>	<b>P826 739 000</b> STD STD <b>P826 739 025</b> STD +0,25 <b>P826 739 050</b> STD +0,50 <b>P826 739 001</b> STD +1,00 <b>P826 739 250</b> -0,25 +0,50 <b>P826 739 201</b> -0,25 +1,00	<b>R826 739 000</b> <b>R826 739 025</b> <b>R826 739 050</b> <b>R826 739 001</b> <b>R826 739 050</b> <b>R826 739 001</b>	<b>S826 739 000</b> <b>S826 739 025</b> <b>S826 739 050</b> <b>S826 739 001</b> <b>S826 739 250</b> <b>S826 739 201</b>				
	ST : 45,80 TB : 68,80 ØH : 38,00 Hz : -17,65 -8,70 Hx/y : -7,00 1,60 ØV : 34,50 38,50 Vz : -1,10 -1,10 T1 : 9,10	<b>R01</b>  1,75 SR <b>R06</b>  2,00 SR <b>R35</b>  3,00 SR.R						<b>Montaj Yüksekliği</b>
		x	x					



VOLKSWAGEN		P826 740				Ø79,51	
 <p><b>Ø79,51</b></p> <p>RC,OCP,BB</p> <p>4</p> <p>Diesel Engine :</p> <p><b>AVG, ASV, 1Z,</b></p> <p><b>AEY, AFN, AGD,</b></p> <p><b>AGR, AHF, AHH,</b></p> <p><b>AHU, ALE, ALH,</b></p> <p>R 4 Diesel, 1896 cm<sup>3</sup>, 81kW (110 PS)19,5:1 / Turbo Intercooled TD14988</p> <p>Golf IV Cabriolet 1.9 TDI / Passat 1.9 TDI, / Passat 1.9 TDI Syncro/4motion Passat Variant 1.9 TDI, / Passat Variant 1.9 TDI Syncro/4motion / Sharan 1.9 TDI</p> <p><b>Audi</b></p>	<b>P826 740 000</b>	STD	STD	<b>R826 740 000</b>	<b>S826 740 000</b>		
	<b>P826 740 025</b>	STD	+0,25	<b>R826 740 025</b>	<b>S826 740 025</b>		
	<b>P826 740 050</b>	STD	+0,50	<b>R826 740 050</b>	<b>S826 740 050</b>		
	<b>P826 740 001</b>	STD	+1,00	<b>R826 740 001</b>	<b>S826 740 001</b>		
	<b>P826 740 250</b>	-0,25	+0,50	<b>R826 740 050</b>	<b>S826 740 250</b>		
	<b>P826 740 201</b>	-0,25	+1,00	<b>R826 740 001</b>	<b>S826 740 201</b>		
	<b>ST :</b> 45,80 <b>TB :</b> 68,80 <b>ØH :</b> 38,00 <b>Hx/y :</b> -17,65 -8,70 <b>Hx/y :</b> -7,00 -1,60 <b>ØV :</b> 38,50 34,50 <b>Vz :</b> -1,10 -1,10 <b>T1 :</b> 9,10		<b>R01</b>  1,75 SR <b>R06</b>  2,00 SR <b>R35</b>  3,00 SR.R				
	x	x					Montaj Yüksekliği

VOLKSWAGEN		P826 741				Ø79,51	
 <p><b>Ø79,51</b></p> <p>RC,BB,EP</p> <p>4</p> <p>Diesel Engine :</p> <p><b>1Z</b></p> <p>R 4 Diesel 1896cc 66 kW (90 PS), 19,5:1 Turbocharged 80 TDI 09/1991...02/1994</p> <p><b>Audi, Ford, Seat</b></p>	<b>P826 741 000</b>	STD	STD	<b>R826 741 000</b>	<b>S826 741 000</b>		
	<b>P826 741 025</b>	STD	+0,25	<b>R826 741 025</b>	<b>S826 741 025</b>		
	<b>P826 741 050</b>	STD	+0,50	<b>R826 741 050</b>	<b>S826 741 050</b>		
	<b>P826 741 001</b>	STD	+1,00	<b>R826 741 001</b>	<b>S826 741 001</b>		
	<b>P826 741 250</b>	-0,25	+0,50	<b>R826 741 050</b>	<b>S826 741 250</b>		
	<b>P826 741 201</b>	-0,25	+1,00	<b>R826 741 001</b>	<b>S826 741 201</b>		
	<b>ST :</b> 45,70 <b>TB :</b> 71,70 <b>ØH :</b> 37,90 <b>Hx/y :</b> -17,75 -10,40 <b>Hx/y :</b> -7,00 1,70 <b>ØV :</b> 35,00 38,80 <b>Vz :</b> -1,35 -1,55 <b>T1 :</b> 8,90		<b>R01</b>  1,75 SR <b>R03</b>  2,00 SR <b>R35</b>  3,00 SR.R				
	x	x					Montaj Yüksekliği



## VOLKSWAGEN

## P826 742

## Ø79,51



Ø79,51

RC,BB,EP

4

Diesel Engine :

**1Z**

R 4 Diesel 1896cc 66

kW (90 PS), 19,5:1

Turbocharged

80 TDI

09/1991...02/1994

Audi, Ford, Seat

P826 742 000 STD STD  
P826 742 025 STD +0,25  
P826 742 050 STD +0,50  
P826 742 001 STD +1,00  
P826 742 250 -0,25 +0,50  
P826 742 201 -0,25 +1,00

STD STD  
+0,25  
+0,50  
+1,00  
+0,50  
+1,00

R826 742 000  
R826 742 025  
R826 742 050  
R826 742 001  
R826 742 050  
R826 742 001

S826 742 000  
S826 742 025  
S826 742 050  
S826 742 001  
S826 742 250  
S826 742 201

ST : 45,70  
TB : 71,70  
ØH : 37,90  
Hz : -17,75 -10,40  
Hx/y : -7,00 -1,70  
ØV : 38,80 35,00  
Vz : -1,55 -1,35  
T1 : 8,90

R01  1,75 SR  
R03  2,00 SR  
R35  3,00 SR.R

x x

Montaj Yüksekliği

## VOLKSWAGEN

## P826 743

## Ø79,51



Ø79,51

RC,SP,YP,T

4/5

Diesel Engine : T4 2.4 D, T4 2.4

D, CARAVELLE T4, CADDY II

1.9 D

4 Cyl. 1896cc 50 Kw

(68 PS) 22.5:1

PASSAT 1989...

**1X / 1Y** 4 Cyl.

1896cc 44 Kw (60

PS) 22.5:1 T4 1990

- 1996

**ABB** 5 Cyl.

2370cc 57Kw (78 PS)

22.5:1 T4 1990 -

1998

**AJA** 5 Cyl. 2370cc

55 Kw (75 PS) 23.5:1

T4, TRANSPORTER

1997 - 2002

P826 743 000 STD STD  
P826 743 025 STD +0,25  
P826 743 050 STD +0,50  
P826 743 001 STD +1,00  
P826 743 200 -0,25 STD  
P826 743 250 -0,25 +0,50  
P826 743 201 -0,25 +1,00

STD STD  
+0,25  
+0,50  
+1,00  
STD  
+0,50  
+1,00

R826 743 000  
R826 743 025  
R826 743 050  
R826 743 001  
R826 743 000  
R826 743 050  
R826 743 001

S826 743 000  
S826 743 025  
S826 743 050  
S826 743 001  
S826 743 200  
S826 743 250  
S826 743 201

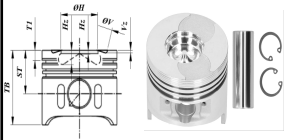


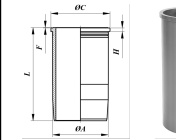







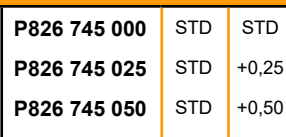
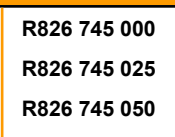
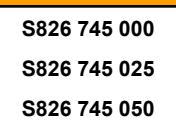








ST : 39,65  
TB : 65,70  
ØH : 26,50  
Hz : -1,90  
Hx/y :  
ØV :  
Vz :  
T1 : 11,20

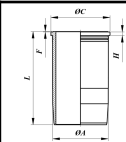
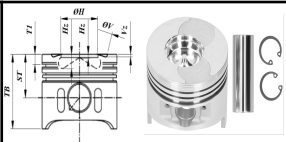
R01  1,75 SR  
R08  2,00 SR  
R35  3,00 SR.R

x x

Montaj Yüksekliği

1. çentik 1,53mm  
+0,66 / +0,86  
2. çentik 1,57mm  
+0,87 / +0,90  
3. çentik 1,61mm  
+0,91 / +1,02

VOLKSWAGEN		P826 744				Ø79,51		
     	 <b>Ø79,51</b>	<b>P826 744 000</b> STD STD <b>P826 744 025</b> STD +0,25 <b>P826 744 050</b> STD +0,50 <b>P826 744 001</b> STD +1,00	<b>R826 744 000</b> <b>R826 744 025</b> <b>R826 744 050</b> <b>R826 744 001</b>	<b>S826 744 000</b> <b>S826 744 025</b> <b>S826 744 050</b> <b>S826 744 001</b>				
	ST : 42,50 TB : 68,50 ØH : 58,10 Hz : -14,80 Hx/y : 5,60 ØV : Vz : T1 : 12,35	<b>R01</b>  1,75 SR <b>R08</b>  2,00 SR <b>R35</b>  3,00 SR						
	 22,00 x 67,50 x 15,00							Montaj Yüksekliği
VOLKSWAGEN		P826 745				Ø79,51		
     	 <b>Ø79,51</b> RC,BB 4 <b>Diesel Engine:</b> <b>BJB</b> 4 Cyl. Diesel, 1896 cm³, 77 kW (105 PS) 19:1 & <b>BXE</b> 4 Diesel, 1896 cm³, 77 kW (105 PS) 19:1 <b>BXF</b> 4 Diesel, 1896 cm³, 66 kW (90 PS) 19,5:1 & <b>BJJ</b> 4 Diesel, 1896 cm³, 66 kW (90 PS) 19,5:1 <b>Audi, Seat, Skoda</b>	<b>P826 745 000</b> STD STD <b>P826 745 025</b> STD +0,25 <b>P826 745 050</b> STD +0,50 <b>P826 745 250</b> -0,25 +0,50	<b>R826 745 000</b> <b>R826 745 025</b> <b>R826 745 050</b> <b>R826 745 050</b>	<b>S826 745 000</b> <b>S826 745 025</b> <b>S826 745 050</b> <b>S826 745 250</b>				
	ST : 45,80 TB : 69,80 ØH : 38,00 Hz : -17,34 -10,00 Hx/y : -7,00 1,70 ØV : 34,50 38,50 Vz : -0,70 -0,70 T1 : 9,00	<b>R01</b>  1,75 SR <b>R08</b>  2,00 SR <b>R35</b>  3,00 SR.R						
	 26,00 x 66,00 x 12,00							



## VOLKSWAGEN

## P826 746

## Ø79,51



Ø79,51

RC,BB

4

## Diesel Engine:

**BJB** 4 Cyl. Diesel, 1896 cm<sup>3</sup>,  
77 kW (105 PS) 19:1 &

**BXE** 4 Diesel, 1896 cm<sup>3</sup>, 77  
kW (105 PS) 19:1

**BXF** 4 Diesel, 1896  
cm<sup>3</sup>, 66 kW (90 PS)

19,5:1 & **BXJ**  
4 Diesel, 1896 cm<sup>3</sup>, 66  
kW (90 PS) 19,5:1

Audi, Seat, Skoda

**P826 746 000** STD STD  
**P826 746 025** STD +0,25  
**P826 746 050** STD +0,50  
**P826 746 250** -0,25 +0,50

**R826 746 000**  
**R826 746 025**  
**R826 746 050**  
**R826 746 050**

**S826 746 000**  
**S826 746 025**  
**S826 746 050**  
**S826 746 250**

**ST** : 45,80  
**TB** : 69,80  
**ØH** : 38,00  
**Hz** : -17,34 -10,00  
**Hx/y** : -7,00 -1,70  
**ØV** : 38,50 34,50  
**Vz** : -0,70 -0,70  
**T1** : 9,00

**R01**  1,75 SR  
**R08**  2,00 SR  
**R35**  3,00 SR.R



26,00 x 66,00 x 12,00

Montaj Yüksekliği

## VOLKSWAGEN

## P826 747

## Ø79,51



Ø79,51

RC,OCP,YP,T

3

## Diesel Engine : POLO 1,4

TDI 2014...

CUSA, CUSB, CUTA, CYZA,  
CYZB3 Cyl. 1422cc 55Kw, 75  
PS


**P826 747 000** STD STD  
**P826 747 050** STD +0,50

**R826 747 000**  
**R826 747 050**

**S826 747 000**  
**S826 747 050**

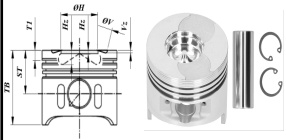



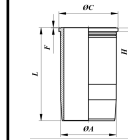









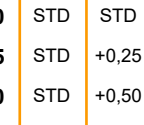











**ST** : 45,80  
**TB** : 68,80  
**ØH** : 49,00  
**Hz** : -13,60 -7,20  
**Hx/y** : 0,00 0,00  
**ØV** :  
**Vz** :  
**T1** : 12,00

**R01**  1,75 SR  
**R08**  2,00 SR  
**R35**  2,00 SR.R

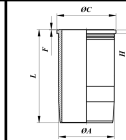
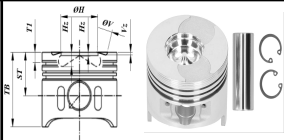


26,00 x 66,00 x 12,00

Montaj Yüksekliği

VOLKSWAGEN		P826 801				Ø81,00		
       	 <p><b>Ø81</b></p> <p>RC,OCP,BB,T</p> <p>4</p> <p><b>Diesel Engine:</b> 2,0 TDI Transporter T7 16, Multivan (SGF, SGM, SGN, SHM, SHN), Transporter VI Van (SGA, SGH, SHA, SHH), Transporter VI (SFD, SFE, SFL, SFZ, SJD, SJ) <b>CXEB / CXEC Euro6</b> 146-150 KW, 199-204 PS 4-Cyl.</p>	<b>P826 801 000</b> STD STD <b>P826 801 025</b> STD +0,25 <b>P826 801 050</b> STD +0,50 <b>P826 801 200</b> -0,25 STD <b>P826 801 225</b> -0,25 +0,25 <b>P826 801 250</b> -0,25 +0,50	<b>R826 801 000</b> <b>R826 801 025</b> <b>R826 801 050</b> <b>R826 801 000</b> <b>R826 801 025</b> <b>R826 801 050</b>	<b>S826 801 000</b> <b>S826 801 025</b> <b>S826 801 050</b> <b>S826 801 200</b> <b>S826 801 225</b> <b>S826 801 250</b>				
	<p>ST : 45,80</p> <p>TB : 70,30</p> <p>ØH : 50,90</p> <p>Hz : -13,10 -8,90</p> <p>Hx/y : 0,00 0,00</p> <p>ØV :</p> <p>Vz :</p> <p>T1 : 12,00</p>	<p><b>R01</b>  1,75 SR</p> <p><b>R08</b>  2,00 SR</p> <p><b>R35</b>  2,00 SR</p>						
 <p>29,00 x 63,00 x 14,50</p>								Montaj Yüksekliği
VOLKSWAGEN		P826 802				Ø81,00		
       	 <p><b>Ø81</b></p>	<b>P826 802 000</b> STD STD <b>P826 802 025</b> STD +0,25 <b>P826 802 050</b> STD +0,50	<b>R826 802 000</b> <b>R826 802 025</b> <b>R826 802 050</b>	<b>S826 802 000</b> <b>S826 802 025</b> <b>S826 802 050</b>				
	<p>ST : 45,80</p> <p>TB : 70,30</p> <p>ØH : 50,90</p> <p>Hz : -13,10 -8,90</p> <p>Hx/y : 0,00 0,00</p> <p>ØV :</p> <p>Vz :</p> <p>T1 : 12,00</p>	<p><b>R02</b>  2,00 SR</p> <p><b>R08</b>  2,00 SR</p> <p><b>R35</b>  2,00 SR</p>						
 <p>29,00 x 63,00 x 14,50</p>								





## VOLKSWAGEN

## P826 803

## Ø81,01



Ø81,01

RC,OCP,BB,YP,T

5

Diesel Engine : T5 2,5 TDI

AXD Euro 3 /

AXE Euro 3 /

BLJ Euro 3,

5 cyl.2460 cm<sup>3</sup> 96-128 kW (130 PS)18:1 TRANSPORTER T5 2004...

BAC Euro 3 /

BLK Euro 3, BLJ

R 5 Diesel 2498 cm<sup>3</sup> 128 kW (174 PS) / Touareg 02/2003...


<b>P826 803 000</b>	STD	STD
<b>P826 803 050</b>	STD	+0,50
<b>P826 803 250</b>	-0,25	+0,50

<b>R826 803 000</b>
<b>R826 803 050</b>
<b>R826 803 050</b>

<b>S826 803 000</b>
<b>S826 803 050</b>
<b>S826 803 250</b>

ST :	45,75
TB :	69,75
ØH :	37,80
Hz :	-18,20    -8,70
Hx/y :	-6,50    1,90
ØV :	33,80    38,30
Vz :	-1,40    -1,40
T1 :	9,60

<b>R01</b>		2,50	SR
<b>R06</b>		2,00	SR.R
<b>R35</b>		3,00	SR.R



26,00 x 66,00 x 12,00

## Montaj Yüksekliği

1 Kertik conta ile + 0,80 / + 0,90  
 2 Kertik conta ile + 0,90 / + 1,00  
 3 Kertik conta ile + 1,00 / + 1,10

## VOLKSWAGEN

## P826 804

## Ø81,01



Ø81,01

RC,OCP,BB,YP,T

5

Diesel Engine : T5 2,5 TDI

AXD Euro 3 /

AXE Euro 3 /

BLJ Euro 3,

5 cyl.2460 cm<sup>3</sup> 96-128 kW (130 PS)18:1 TRANSPORTER T5 2004...

BAC Euro 3 /

BLK Euro 3, BLJ

R 5 Diesel 2498 cm<sup>3</sup> 128 kW (174 PS) / Touareg 02/2003...

<b>P826 804 000</b>	STD	STD
<b>P826 804 050</b>	STD	+0,50
<b>P826 804 250</b>	-0,25	+0,50

<b>R826 804 000</b>
<b>R826 804 050</b>
<b>R826 804 050</b>

<b>S826 804 000</b>
<b>S826 804 050</b>
<b>S826 804 250</b>

ST :	45,75
TB :	69,75
ØH :	37,80
Hz :	-18,20    -8,70
Hx/y :	-6,50    -1,90
ØV :	38,30    33,80
Vz :	-1,40    -1,40
T1 :	9,60

<b>R01</b>		2,50	SR
<b>R06</b>		2,00	SR.R
<b>R35</b>		3,00	SR.R













26,00 x 66,00 x 12,00

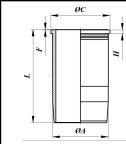
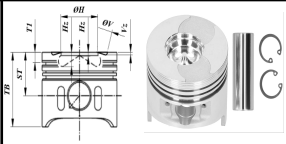
## Montaj Yüksekliği

1 Kertik conta ile + 0,80 / + 0,90  
 2 Kertik conta ile + 0,90 / + 1,00  
 3 Kertik conta ile + 1,00 / + 1,10



VOLKSWAGEN		P826 805				Ø81,01	
 <p><b>Ø81,01</b></p> <p>T 4</p> <p><b>Benzin Engine :</b>  <b>AHL</b>, R 4 1595 cm<sup>3</sup>,74 kW (101 PS),10,3:1 / Passat 1997... / Fahrgestell-Nr.3B-Y-150 001...  <b>ALZ</b>, 1598 cm<sup>3</sup>,75 kW (102 PS) / Passat 10/2000...05/2005 /  <b>ANA</b>, 1595 cm<sup>3</sup> 74 kW (101 PS) 10,3:1 / Passat 07/1999...08/2000  <b>ARM</b>, 1595 cm<sup>3</sup>,74 kW (100 PS) 10,3:1 / Passat 01/1999...08/2000 /  <b>AVU</b>, 1598 cm<sup>3</sup>,75 kW (102 PS) / Bora,Golf IV 09/2000..04/2002  <b>AYD, BFQ, BSF, BGU, BSE, BSF</b> 1598cm<sup>3</sup>,75 kW (102 PS) / New Beetle 09/2000...</p>	<b>P826 805 000</b>	STD	STD	<b>R826 805 000</b>	<b>S826 805 000</b>		
	<b>P826 805 050</b>	STD	+0,50	<b>R826 805 050</b>	<b>S826 805 050</b>		
	<b>P826 805 001</b>	STD	+1,00	<b>R826 805 001</b>	<b>S826 805 001</b>		
	<b>P826 805 350</b>	-0,30	+0,50	<b>R826 805 050</b>	<b>S826 805 350</b>		
	<b>P826 805 301</b>	-0,30	+1,00	<b>R826 805 001</b>	<b>S826 805 301</b>		
	<b>P826 805 300</b>	-0,30	STD	<b>R826 805 000</b>	<b>S826 805 300</b>		
	<b>ST :</b> 29,70			<b>R01</b>  1,00 SR.R			
	<b>TB :</b> 50,70			<b>R26</b>  1,20 SR			
	<b>ØH :</b> 61,41			<b>R35</b>  2,00 SR.R			
	<b>Hz :</b> -0,70 -2,70						
	<b>Hx/y :</b> 0,00 0,00						
	<b>ØV :</b>						
	<b>Vz :</b>						
	<b>T1 :</b> 5,70						
							
	19,00 x 42,00 x 11,00						
						<b>Montaj Yüksekliği</b> + 0,60 / + 0,65	

VOLKSWAGEN		P826 806				Ø81,01	
 <p><b>Ø81,01</b></p> <p>RC,OCP,BB,YP,T 4</p> <p><b>Diesel Engine :</b>  <b>AZV / BMA / BRD / BKP</b> 2000 cc 140 Ps / Passat 2.0 TDI 2005-... /  <b>BVE</b> 2000 cc 122 Ps / Passat 2.0 TDI 2005 - 2007  <b>BWV</b> 2000 cc 120 Ps / Passat 2.0 TDI 2005 - 2007 /  <b>BMA</b> 2000 cc 136 Ps / Passat 2.0 TDI 2005-...  <b>BKD</b> 2000 cc 140 Ps / Jetta 2.0 TDI 2003 - 2008 /  <b>BMN</b> 2000 cc 170 Ps /Jetta 2.0 TDI 2005 - 2008 /  <b>Audi, Mitsubishi, Seat, Skoda</b></p>	<b>P826 806 000</b>	STD	STD	<b>R826 806 000</b>	<b>S826 806 000</b>		
	<b>P826 806 025</b>	STD	+0,25	<b>R826 806 025</b>	<b>S826 806 025</b>		
	<b>P826 806 050</b>	STD	+0,50	<b>R826 806 050</b>	<b>S826 806 050</b>		
	<b>P826 806 250</b>	-0,25	+0,50	<b>R826 806 050</b>	<b>S826 806 250</b>		
		<b>ST :</b> 45,80			<b>R01</b>  1,75 SR		
	<b>TB :</b> 68,80			<b>R06</b>  2,00 SR			
	<b>ØH :</b> 38,00			<b>R35</b>  3,00 SR.R			
	<b>Hz :</b> -17,80 -10,20						
	<b>Hx/y :</b> 0,00 -1,20						
	<b>ØV :</b>						
	<b>Vz :</b>						
	<b>T1 :</b> 9,50						
							
	26,00 x 66,00 x 12,00						
						<b>Montaj Yüksekliği</b> 1,55 mm conta ile 0,91 / 1,00 1,63 mm conta ile 1,01 / 1,10 1,71 mm conta ile 1,11 / 1,20	



## VOLKSWAGEN

## P826 807

## Ø81,01



Ø81,01

RC,BB,EP,YP,S

5

Diesel Engine : LT 2.5 SDI, LT 2.5 TDI, T4 2.5 TDI

ACV, AHD, AGX,

AHY, ANJ, AJT,

APA, AUF, BBF,

AVV, BBE

2461 cm<sup>3</sup>, 75 kW (102 PS),

19,5:1 Turbocharged / T4,

Caravella TDI

09/1995...06/1997

2461 cm<sup>3</sup>, 55 kW (75 PS) 19,5:1

/ LT 28 SDI 05/1996...

<b>P826 807 000</b>	STD	STD
<b>P826 807 025</b>	STD	+0,25
<b>P826 807 050</b>	STD	+0,50
<b>P826 807 001</b>	STD	+1,00
<b>P826 807 225</b>	-0,25	+0,25
<b>P826 807 250</b>	-0,25	+0,50

<b>R826 807 000</b>	
<b>R826 807 025</b>	
<b>R826 807 050</b>	
<b>R826 807 001</b>	
<b>R826 807 025</b>	
<b>R826 807 050</b>	

<b>S826 807 000</b>	
<b>S826 807 025</b>	
<b>S826 807 050</b>	
<b>S826 807 001</b>	
<b>S826 807 225</b>	
<b>S826 807 250</b>	

ST : 45,75

TB : 69,75

ØH : 39,60

Hz : -17,20 -6,90

Hx/y : -6,50 1,90




ØV : 33,00 38,00

Vz : -1,35 -1,35

T1 : 9,00



26,00 x 68,00 x 13,00

<b>R01</b>		2,50	SR
<b>R06</b>		2,00	SR
<b>R35</b>		3,00	SR.R

## Montaj Yüksekliği

1 çentik 1,53 mm  
conta ile + 0,80 / + 0,902 çentik 1,57 mm  
conta ile + 0,90 / + 1,003 çentik 1,61 mm  
conta ile + 1,00 / + 1,10

## VOLKSWAGEN

## P826 808

## Ø81,01



Ø81,01

<b>P826 808 000</b>	STD	STD
<b>P826 808 025</b>	STD	+0,25
<b>P826 808 050</b>	STD	+0,50
<b>P826 808 001</b>	STD	+1,00
<b>P826 808 225</b>	-0,25	+0,25
<b>P826 808 250</b>	-0,25	+0,50

<b>R826 808 000</b>	
<b>R826 808 025</b>	
<b>R826 808 050</b>	
<b>R826 808 001</b>	
<b>R826 808 025</b>	
<b>R826 808 050</b>	

<b>S826 808 000</b>	
<b>S826 808 025</b>	
<b>S826 808 050</b>	
<b>S826 808 001</b>	
<b>S826 808 225</b>	
<b>S826 808 250</b>	

ST : 45,75

TB : 69,75

ØH : 39,60


Hz : -17,20 -6,90

Hx/y : 1,90 -6,50

ØV : 33,50 38,00

Vz : -1,35 -1,35

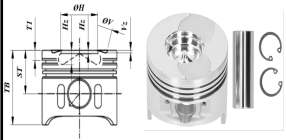


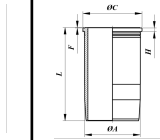







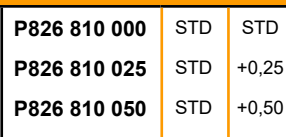
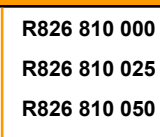









T1 : 9,00

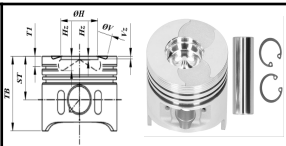


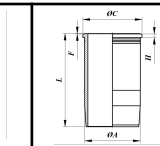








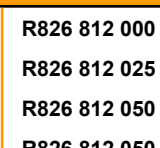











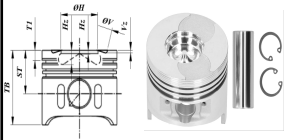



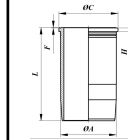








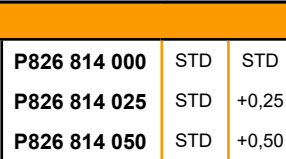
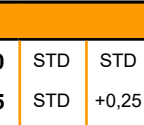

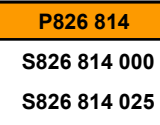









26,00 x 68,00 x 13,00

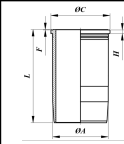
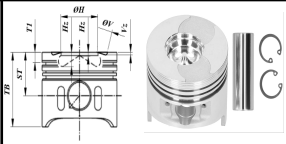
<b>R04</b>		2,50	SR
<b>R08</b>		2,00	SR
<b>R35</b>		3,00	SR.R

## Montaj Yüksekliği

VOLKSWAGEN		P826 809				Ø81,01	
     	 <p><b>Ø81,01</b></p> <p>RC,BB,EP,YP,S</p> <p>5</p> <p>Diesel Engine : LT 2.5 SDI, LT 2.5 TDI, Transporter T4 2.5 TDI</p> <p><b>ACV, AHD, AGX, AHY, ANJ, AJT, APA, AUF, BBF, AVV, BBE</b></p> <p>2461 cm<sup>3</sup>, 75 kW (102 PS), 19,5:1 Turbocharged / T4, Caravella TDI 09/1995...06/1997</p> <p>2461 cm<sup>3</sup>, 55 kW (75 PS) 19,5:1 / LT 28 SDI 05/1996...</p>	<b>P826 809 000</b> STD STD <b>P826 809 025</b> STD +0,25 <b>P826 809 050</b> STD +0,50 <b>P826 809 001</b> STD +1,00 <b>P826 809 225</b> -0,25 +0,25 <b>P826 809 250</b> -0,25 +0,50	<b>R826 809 000</b> <b>R826 809 025</b> <b>R826 809 050</b> <b>R826 809 001</b> <b>R826 809 025</b> <b>R826 809 050</b>	<b>S826 809 000</b> <b>S826 809 025</b> <b>S826 809 050</b> <b>S826 809 001</b> <b>S826 809 225</b> <b>S826 809 250</b>			
	<p>ST : 45,75</p> <p>TB : 69,75</p> <p>ØH : 39,60</p> <p>Hz : -17,20 -6,90</p> <p>Hx/y : -1,90 -6,50</p> <p>ØV : 38,00 33,00</p> <p>Vz : -1,35 -1,35</p> <p>T1 : 9,00</p>	<p>R04  2,50 SR</p> <p>R06  2,00 SR</p> <p>R35  3,00 SR.R</p>					
 <p>26,00 x 68,00 x 13,00</p>							<p><b>Montaj Yüksekliği</b></p> <p>1 çentik 1,53 mm conta ile + 0,80 / + 0,90</p> <p>2 çentik 1,57 mm conta ile + 0,90 / + 1,00</p> <p>3 çentik 1,61 mm conta ile + 1,00 / + 1,10</p>
VOLKSWAGEN		P826 810				Ø81,01	
     	 <p><b>Ø81,01</b></p>	<b>P826 810 000</b> STD STD <b>P826 810 025</b> STD +0,25 <b>P826 810 050</b> STD +0,50 <b>P826 810 001</b> STD +1,00 <b>P826 810 225</b> -0,25 +0,25 <b>P826 810 250</b> -0,25 +0,50	<b>R826 810 000</b> <b>R826 810 025</b> <b>R826 810 050</b> <b>R826 810 001</b> <b>R826 810 025</b> <b>R826 810 050</b>	<b>S826 810 000</b> <b>S826 810 025</b> <b>S826 810 050</b> <b>S826 810 001</b> <b>S826 810 225</b> <b>S826 810 250</b>			
	<p>ST : 45,75</p> <p>TB : 69,75</p> <p>ØH : 39,60</p> <p>Hz : -17,20 -6,90</p> <p>Hx/y : -6,50 -1,90</p> <p>ØV : 38,00 33,50</p> <p>Vz : -1,35 -1,35</p> <p>T1 : 9,00</p>	<p>R04  2,50 SR</p> <p>R08  2,00 SR</p> <p>R35  3,00 SR.R</p>					
 <p>26,00 x 68,00 x 13,00</p>							

VOLKSWAGEN		P826 811				Ø81,01		
     	 <b>Ø81,01</b> S 4 <b>Benzin Engine :</b> <b>ADP, AEH, AEK,</b> <b>AFT, AHL, AKL,</b> <b>AKS, APF, ARM,</b> <b>AUR, AWH, AFV</b> 1595cm <sup>3</sup> 2V 74 kW (101 PS) 1996 - 1997 / 1994 - 1995 / 1994 - 1999 <b>Audi, Seat, Skoda</b>	<b>P826 811 000</b> STD STD <b>P826 811 050</b> STD +0,50 <b>P826 811 325</b> -0,30 +0,25 <b>P826 811 350</b> -0,30 +0,50 <b>P826 811 301</b> -0,30 +1,00 <b>P826 811 300</b> -0,30 STD	<b>R826 811 000</b> <b>R826 811 050</b> <b>R826 811 025</b> <b>R826 811 050</b> <b>R826 811 001</b> <b>R826 811 000</b>	<b>S826 811 000</b> <b>S826 811 050</b> <b>S826 811 325</b> <b>S826 811 350</b> <b>S826 811 301</b> <b>S826 811 300</b>				
	ST : 32,00 TB : 53,70 ØH : 61,40 Hz : -2,30 -0,70 Hx/y : 0,00 0,00 ØV : Vz : T1 : 8,00	<b>R01</b>  1,20 SR.R <b>R26</b>  1,50 SR <b>R38</b>  2,00 SR.R						
 20,00 x 57,00 x 12,00								
VOLKSWAGEN		P826 812				Ø81,01		
     	 <b>Ø81,01</b> RC,BB,YP,S 5 <b>Diesel Engine :</b> <b>AVR, BBR</b> 5 Cyl. 2461 cm <sup>3</sup> 80 kW (109 PS) 19,5:1 Turbo VGT Intercooler LT, LT 35 D, Volt 2004-...	<b>P826 812 000</b> STD STD <b>P826 812 025</b> STD +0,25 <b>P826 812 050</b> STD +0,50 <b>P826 812 250</b> -0,25 +0,50	<b>R826 812 000</b> <b>R826 812 025</b> <b>R826 812 050</b> <b>R826 812 050</b>	<b>S826 812 000</b> <b>S826 812 025</b> <b>S826 812 050</b> <b>S826 812 250</b>				
	ST : 45,80 TB : 69,80 ØH : 46,00 Hz : -16,80 -6,00 Hx/y : -4,70 0,00 ØV : 38,10 38,10 Vz : -1,35 -1,35 T1 : 9,00	<b>R02</b>  2,50 SR <b>R08</b>  2,00 SR <b>R35</b>  3,00 SR.R						
 26,00 x 68,00 x 13,00								<b>Montaj Yüksekliği</b> 0 / + 0,75 1 kertil conta ile +0,87 / +0,96 2 kertil conta ile +0,97 / +1,01 3 kertil conta ile +1,02 / +1,10

VOLKSWAGEN		P826 813				Ø81,01			
       	 <b>Ø81,01</b>	<b>P826 813 000</b> STD STD <b>P826 813 025</b> STD +0,25 <b>P826 813 050</b> STD +0,50 <b>P826 813 250</b> -0,25 +0,50	<b>R826 813 000</b> <b>R826 813 025</b> <b>R826 813 050</b> <b>R826 813 050</b>	<b>S826 813 000</b> <b>S826 813 025</b> <b>S826 813 050</b> <b>S826 813 250</b>					
	<b>ST :</b> 45,80 <b>TB :</b> 68,80 <b>ØH :</b> 50,88 <b>Hz :</b> -12,70 -7,90 <b>Hx/y :</b> 0,00 0,00 <b>ØV :</b> <b>Vz :</b> <b>T1 :</b> 9,50	<b>R01</b>  1,75 SR <b>R08</b>  2,00 SR <b>R35</b>  3,00 SR.R							
	 26,00 x 66,00 x 12,00								Montaj Yüksekliği
VOLKSWAGEN		P826 814				Ø81,01			
       	 <b>Ø81,01</b> RC,OCP,BB,YP,T 4/5 Diesel Engine : <b>BJL Euro 4 / BJM Euro 4</b> Crafter 2,5 TDI / LT 28 D, LT 35 D, LT 46 D 2006... / 04/2006 <b>CECA Euro 5 / CECB Euro 5</b> <b>Crafter</b> LT 28, LT 35, LT 46 2009... / 05/2009 <b>BJM - CECB</b>	<b>P826 814 000</b> STD STD <b>P826 814 025</b> STD +0,25 <b>P826 814 050</b> STD +0,50 <b>P826 814 250</b> -0,25 +0,50	<b>R826 814 000</b> <b>R826 814 025</b> <b>R826 814 050</b> <b>R826 814 050</b>	<b>S826 814 000</b> <b>S826 814 025</b> <b>S826 814 050</b> <b>S826 814 250</b>					
	<b>ST :</b> 45,75 <b>TB :</b> 69,75 <b>ØH :</b> 45,90 <b>Hz :</b> -16,60 -5,85 <b>Hx/y :</b> -4,80 0,00 <b>ØV :</b> 38,10 38,10 <b>Vz :</b> -1,35 -1,35 <b>T1 :</b> 11,50	<b>R01</b>  2,50 SR <b>R06</b>  2,00 SR <b>R35</b>  3,00 SR.R							
	 26,00 x 66,00 x 12,00								Montaj Yüksekliği



VOLKSWAGEN

P826 815

Ø81,01






Ø81,01

<b>P826 815 000</b>	STD	STD	<b>R826 815 000</b>	<b>S826 815 000</b>
<b>P826 815 025</b>	STD	+0,25	<b>R826 815 025</b>	<b>S826 815 025</b>
<b>P826 815 050</b>	STD	+0,50	<b>R826 815 050</b>	<b>S826 815 050</b>
<b>P826 815 225</b>	-0,25	+0,25	<b>R826 815 025</b>	<b>S826 815 225</b>
<b>P826 815 250</b>	-0,25	+0,50	<b>R826 815 050</b>	<b>S826 815 250</b>

**ST :** 45,75  
**TB :** 69,75  
**ØH :** 39,60  
**Hz :** -17,20 -700,00  
**Hx/y :** -6,50 1,90  
**ØV :** 33,50 38,00  
**Vz :** -1,35 -1,35  
**T1 :** 9,00



26,00 x 68,00 x 13,00

**R01**  2,50 SR  
**R06**  2,00 SR  
**R35**  3,00 SR.R

Montaj Yüksekliği

VOLKSWAGEN

P826 816


Ø81,01




Ø81,01

<b>P826 816 000</b>	STD	STD	<b>R826 816 000</b>	<b>S826 816 000</b>
<b>P826 816 025</b>	STD	+0,25	<b>R826 816 025</b>	<b>S826 816 025</b>
<b>P826 816 050</b>	STD	+0,50	<b>R826 816 050</b>	<b>S826 816 050</b>
<b>P826 816 225</b>	-0,25	+0,25	<b>R826 816 025</b>	<b>S826 816 225</b>
<b>P826 816 250</b>	-0,25	+0,50	<b>R826 816 050</b>	<b>S826 816 250</b>

**ST :** 45,75  
**TB :** 69,75  
**ØH :** 39,60  
**Hz :** -17,20 -7,00  
**Hx/y :** -6,50 -1,90  
**ØV :** 38,00 33,50  
**Vz :** -1,35 -1,35  
**T1 :** 9,00








26,00 x 68,00 x 13,00

**R01**  2,50 SR  
**R06**  2,00 SR  
**R35**  3,00 SR.R






Montaj Yüksekliği



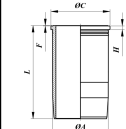
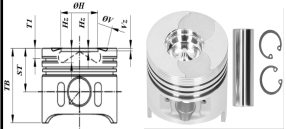
## VOLKSWAGEN P826 817 Ø81,01

 <b>Ø81,01</b> RC,OCP,BB 10 Diesel Engine : <b>AYH, BLE, BWF</b> V-10 TDI 5.0lt 230-Kw 313 Hp 2002...2015 Touareg - Phaeton	<b>P826 817 000</b> STD STD <b>R826 817 000</b> <b>S826 817 000</b>						
	<b>P826 817 050</b> STD +0,50 <b>R826 817 050</b> <b>S826 817 050</b>						
	<b>P826 817 250</b> -0,25 +0,50 <b>R826 817 050</b> <b>S826 817 250</b>						
	ST : 45,80 TB : 69,80 ØH : 37,80 Hz : -17,60 -8,70 Hx/y : -6,50 1,90 ØV : 33,80 38,30 Vz : -1,40 -1,40 T1 : 8,65	<b>R01</b>  2,50 SR <b>R06</b>  2,00 SR <b>R35</b>  3,00 SR.R					
	 26,00 x 63,00 x 12,50						Montaj Yüksekliği

## VOLKSWAGEN P826 818 Ø81,01

 <b>Ø81,01</b> RC,OCP,BB 10 Diesel Engine : <b>AYH, BLE, BWF</b> V-10 TDI 5lt 230-Kw 313 Hp 2002...2015 Touareg - Phaeton	<b>P826 818 000</b> STD STD <b>R826 818 000</b> <b>S826 818 000</b>						
	<b>P826 818 050</b> STD +0,50 <b>R826 818 050</b> <b>S826 818 050</b>						
	<b>P826 818 250</b> -0,25 +0,50 <b>R826 818 050</b> <b>S826 818 250</b>						
	ST : 45,80 TB : 69,80 ØH : 37,80 Hz : -17,60 -8,70 Hx/y : -6,50 -1,90 ØV : 38,30 33,80 Vz : -1,40 -1,40 T1 : 8,65	<b>R01</b>  2,50 SR <b>R06</b>  2,00 SR <b>R35</b>  3,00 SR.R					
	 26,00 x 63,00 x 12,50						Montaj Yüksekliği





## VOLKSWAGEN

## P826 819

## Ø81,01



Ø81,01

RC,OCP,BB,YP,T

4

Diesel Engine :

**BMM, BGW R 4**  
Diesel, 1968 cm<sup>3</sup>, 103 kW (140 PS) Turbo, LLK, 2 Ventile / Caddy 09/2007, Caddy Maxi 11/2007, Eos 05/2006, Golf Plus 05/2007, Golf V 01/2005, Jetta 10/2005, Maxi 11/2007, Touran 12/2005

**BMP, BHW, BRT, BSS, BVH, BWW**  
R 4 Diesel, 1968 cm<sup>3</sup>, 103 kW (140 PS), 18,5:1 Turbo, LLK, 2 Ventile  
Passat 03/2005

Audi, Seat, Skoda

**P826 819 000** STD STD  
**P826 819 025** STD +0,25  
**P826 819 050** STD +0,50  
**P826 819 250** -0,25 +0,50

**R826 819 000**  
**R826 819 025**  
**R826 819 050**  
**R826 819 050**

**S826 819 000**  
**S826 819 025**  
**S826 819 050**  
**S826 819 250**

**ST :** 45,80  
**TB :** 68,80  
**ØH :** 38,00  
**H<sub>z</sub> :** -17,50 -10,30  
**H<sub>x/y</sub> :** -7,00 1,50  
**ØV :** 34,00 38,00  
**V<sub>z</sub> :** -0,70 -0,70  
**T1 :** 9,00



26,00 x 66,00 x 12,00

**R01**  1,75 SR  
**R08**  2,00 SR  
**R35**  3,00 SR.R

Montaj Yüksekliği

## VOLKSWAGEN

## P826 820

## Ø81,01



Ø81,01

RC,OCP,BB,YP,T

4

Diesel Engine :

**BMM, BGW R 4**  
Diesel, 1968 cm<sup>3</sup>, 103 kW (140 PS) Turbo, LLK, 2 Ventile / Caddy 09/2007, Caddy Maxi 11/2007, Eos 05/2006, Golf Plus 05/2007, Golf V 01/2005, Jetta 10/2005, Maxi 11/2007, Touran 12/2005

**BMP, BHW, BRT, BSS, BVH, BWW**  
R 4 Diesel, 1968 cm<sup>3</sup>, 103 kW (140 PS), 18,5:1 Turbo, LLK, 2 Ventile  
Passat 03/2005

Audi, Seat, Skoda

**P826 820 000** STD STD  
**P826 820 025** STD +0,25  
**P826 820 050** STD +0,50  
**P826 820 250** -0,25 +0,50

**R826 820 000**  
**R826 820 025**  
**R826 820 050**  
**R826 820 050**

**S826 820 000**  
**S826 820 025**  
**S826 820 050**  
**S826 820 250**

**ST :** 45,80  
**TB :** 68,80  
**ØH :** 38,00  
**H<sub>z</sub> :** -17,50 -10,30  
**H<sub>x/y</sub> :** -7,00 -1,50  
**ØV :** 38,00 34,00  
**V<sub>z</sub> :** -0,70 -0,70  
**T1 :** 9,00







26,00 x 66,00 x 12,00

**R01**  1,75 SR  
**R08**  2,00 SR  
**R35**  3,00 SR.R






Montaj Yüksekliği

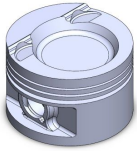











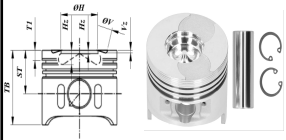



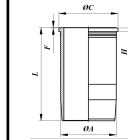









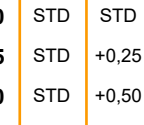











## VOLKSWAGEN P826 821 Ø81,01

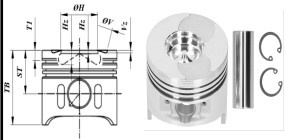



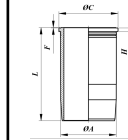








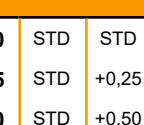










 <p><b>Ø81,01</b></p> <p>RC,T</p> <p>4</p> <p>Diesel Engine : Caddy 2.0 SDI</p> <p><b>BDJ Euro 3</b></p> <p>R 4 Diesel, 1968 cm<sup>3</sup>, 51kW (70 PS) 19:1 / Caddy 02/2004...</p> <p><b>BDK</b></p> <p>R 4 Diesel, 1968 cm<sup>3</sup>, 55kW (75 PS) 19:1 / Golf V 01/2004...01/2009</p>	<p><b>P826 821 000</b> STD STD <b>R826 821 000</b> <b>S826 821 000</b></p> <p><b>P826 821 025</b> STD +0,25 <b>R826 821 025</b> <b>S826 821 025</b></p> <p><b>P826 821 050</b> STD +0,50 <b>R826 821 050</b> <b>S826 821 050</b></p> <p><b>P826 821 250</b> -0,25 +0,50 <b>R826 821 050</b> <b>S826 821 250</b></p>						
	<p>ST : 37,80</p> <p>TB : 58,80</p> <p>ØH : 38,00</p> <p>Hx : -17,35 -11,25</p> <p>Hx/y : -7,00 1,80</p> <p>ØV : 34,50 38,50</p> <p>Vz : -0,70 -0,70</p> <p>T1 : 6,00</p>	<p><b>R01</b>  1,75 SR</p> <p><b>R06</b>  2,00 SR</p> <p><b>R35</b>  3,00 SR.R</p>					
 <p>22,00 x 60,00 x 12,00</p>							<p><b>Montaj Yüksekliği</b></p> <p>1 Çentik conta ile + 0,91 / + 1,00</p> <p>2 Çentik conta ile + 1,01 / + 1,10</p> <p>3 Çentik conta ile + 1,11 / + 1,20</p>

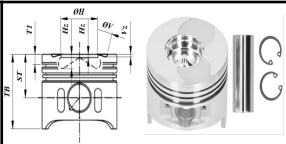



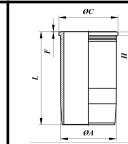








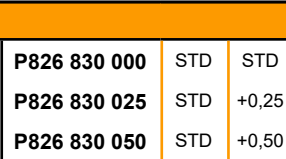
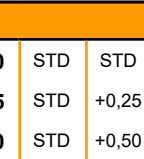

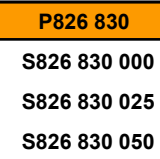




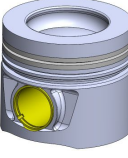




## VOLKSWAGEN P826 822 Ø81,01

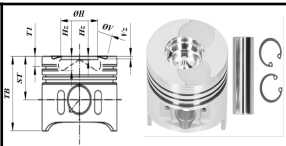


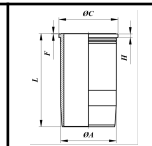






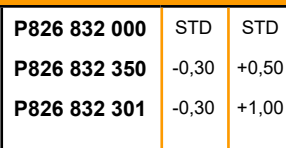
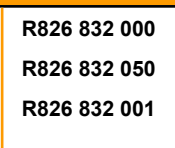
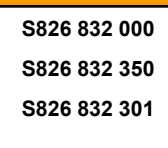







 <p><b>Ø81,01</b></p> <p>RC</p> <p>4</p> <p>Diesel Engine :</p> <p><b>BDJ Euro 3</b></p> <p>R 4 Diesel, 1968 cm<sup>3</sup>, 51kW (70 PS) 19:1 / Caddy 02/2004...</p> <p><b>BDK</b></p> <p>R 4 Diesel, 1968 cm<sup>3</sup>, 55kW (75 PS) 19:1 / Golf V 01/2004...01/2009</p>	<p><b>P826 822 000</b> STD STD <b>R826 822 000</b> <b>S826 822 000</b></p> <p><b>P826 822 025</b> STD +0,25 <b>R826 822 025</b> <b>S826 822 025</b></p> <p><b>P826 822 050</b> STD +0,50 <b>R826 822 050</b> <b>S826 822 050</b></p> <p><b>P826 822 250</b> -0,25 +0,50 <b>R826 822 050</b> <b>S826 822 250</b></p>						
	<p>ST : 37,80</p> <p>TB : 58,80</p> <p>ØH : 38,00</p> <p>Hx : -17,35 -11,25</p> <p>Hx/y : -7,00 -1,80</p> <p>ØV : 38,50 34,50</p> <p>Vz : -0,70 -0,70</p> <p>T1 : 6,00</p>	<p><b>R01</b>  1,75 SR</p> <p><b>R06</b>  2,00 SR</p> <p><b>R35</b>  3,00 SR.R</p>					
 <p>22,00 x 60,00 x 12,00</p>							<p><b>Montaj Yüksekliği</b></p>

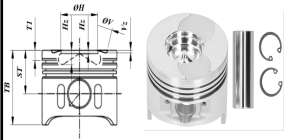


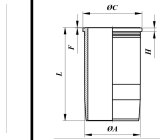


















VOLKSWAGEN		P826 823				Ø81,01		
 <p><b>Ø81,01</b></p> <p>SP 5/6</p> <p>Benzin Engine : <b>Golf III 2.8 VR6, Golf IV 2.8, Passat 2.8 VR6, Transporter IV Box 2.8 VR6, Bora 2.3 V5, Bora 2.3 V5 4motion, Bora Estate 2.3 V5, Golf IV 2.3 V5, Sharan 2.8 VR6 AAA, V6 2792 cm³, 128 kW (174 PS) 01/92 -09/97 AES, V6, 2792 cm³, 103 kW (140 PS) 05/96 -05/00 AGZ, V5, 2324 cm³, 110 kW (150 PS) / AMY, V6, 2792 cm³, 128 kW (174 PS) Ford, Mercedes, Seat</b></p>	<b>P826 823 000</b> <b>P826 823 050</b> <b>P826 823 001</b> <b>P826 823 002</b> <b>P826 823 250</b> <b>P826 823 201</b> <b>P826 823 202</b>	STD STD STD STD -0,25 -0,25 -0,25	STD +0,50 +1,00 +1,50 +0,50 +1,00 +1,50	<b>R826 823 000</b> <b>R826 823 050</b> <b>R826 823 001</b> <b>R826 823 002</b> <b>R826 823 050</b> <b>R826 823 001</b> <b>R826 823 002</b>	<b>S826 823 000</b> <b>S826 823 050</b> <b>S826 823 001</b> <b>S826 823 002</b> <b>S826 823 250</b> <b>S826 823 201</b>  <b>S826 823 202</b>			
	ST : 34,78 TB : 55,78 ØH : 57,00 Hz : -6,22 1,98 Hx/y : 4,50 0,00 ØV : 41,00 41,00 Vz : -5,20 -5,20 T1 : 44,35	 1,50 SR  1,75 SR  3,00 SR.R						
 <p>20,00 x 57,00 x 12,00</p>								Montaj Yüksekliği
VOLKSWAGEN		P826 824				Ø81,01		
 <p><b>Ø81,01</b></p> <p>RC,OCP,BB 5</p> <p>Diesel Engine : <b>BPC, Euro4</b> 5 cyl. 2461 cm³ 128 kW (174 PS), 18,3:1 Turbo, LLK T 5 California, T 5 Multivan, T 5 Transporter 01/2006...05/2010 <b>BPD, Euro4</b> R 5 Diesel 2461 cm³ 120 kW (163 PS), 18:1 Turbo, LLK Touareg 01/2006...05/2010</p>	<b>P826 824 000</b> <b>P826 824 050</b>	STD STD	STD +0,50	<b>R826 824 000</b> <b>R826 824 050</b>	<b>S826 824 000</b> <b>S826 824 050</b>			
	ST : 45,75 TB : 69,75 ØH : 37,90 Hz : -17,60 -8,70 Hx/y : -6,50 1,90 ØV : 33,80 38,30 Vz : -0,80 -0,80 T1 : 9,60	 2,50 SR.R  2,00 SR.R  3,00 SR.R						
 <p>26,00 x 66,00 x 12,00</p>								

VOLKSWAGEN		P826 825				Ø81,01		
       	<b>P826 825 000</b> <b>P826 825 050</b>	STD STD	STD +0,50	<b>R826 825 000</b> <b>R826 825 050</b>	<b>S826 825 000</b> <b>S826 825 050</b>			
	 <p><b>Ø81,01</b></p> <p>RC,OCP,BB</p> <p>5</p> <p>Diesel Engine :</p> <p><b>BPC, Euro4</b>            5 cyl. 2461 cm<sup>3</sup> 128 kW (174 PS), 18,3:1 Turbo, LLK T 5 California, T 5 Multivan, T 5 Transporter 01/2006...05/2010</p> <p><b>BPD, Euro4</b>            R 5 Diesel 2461 cm<sup>3</sup> 120 kW (163 PS), 18:1 Turbo, LLK Touareg 01/2006...05/2010</p>	ST : 45,75 TB : 69,75 ØH : 37,90 Hz : -17,65 -8,70 Hx/y : -6,50 -1,90 ØV : 38,30 33,80 Vz : -0,80 -0,80 T1 : 9,60	<b>R04</b>  2,50 SR.R <b>R08</b>  2,00 SR.R <b>R35</b>  3,00 SR.R					
	 <p>26,00 x 66,00 x 12,00</p>							Montaj Yüksekliği
VOLKSWAGEN		P826 826				Ø81,01		
       	<b>P826 826 000</b> <b>P826 826 025</b> <b>P826 826 050</b>	STD STD STD	STD +0,25 +0,50	<b>R826 826 000</b> <b>R826 826 025</b> <b>R826 826 050</b>	<b>S826 826 000</b> <b>S826 826 025</b> <b>S826 826 050</b>			
	 <p><b>Ø81,01</b></p> <p>RC,BB,T</p> <p>5</p> <p>Diesel Engine : T5 2,5 TDI</p> <p><b>BNZ</b>            2460 cm 2V 96 kW (130 PS)            18:1 03.2004...</p>	ST : 45,75 TB : 68,00 ØH : 37,80 Hz : -17,60 -8,70 Hx/y : -6,50 1,90 ØV : 34,00 38,75 Vz : -0,80 -0,80 T1 : 10,00	<b>R01</b>  1,75 SR.R <b>R06</b>  2,00 SR.R <b>R35</b>  3,00 SR.R					
	 <p>26,00 x 66,00 x 12,00</p>							Montaj Yüksekliği

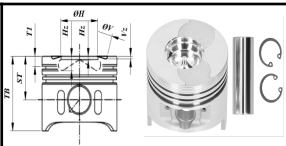


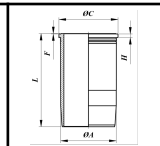












VOLKSWAGEN		P826 827				Ø81,01		
      	 <b>Ø81,01</b> RC,BB,T 5 Diesel Engine : T5 2,5 TDI <b>BNZ</b> 2460 cm 2V 96 kW (130 PS) 18:1 03.2004...	<b>P826 827 000</b> STD STD <b>P826 827 025</b> STD +0,25 <b>P826 827 050</b> STD +0,50	<b>R826 827 000</b> <b>R826 827 025</b> <b>R826 827 050</b>	<b>S826 827 000</b> <b>S826 827 025</b> <b>S826 827 050</b>				
	ST : 45,75 TB : 68,00 ØH : 37,80 Hz : -17,60 -8,70 Hx/y : -6,50 -1,90 ØV : 38,75 34,00 Vz : -0,80 -0,80 T1 : 10,00	<b>R01</b>  1,75 SR.R <b>R06</b>  2,00 SR.R <b>R35</b>  3,00 SR.R						
 26,00 x 66,00 x 12,00								
VOLKSWAGEN		P826 828				Ø81,01		
      	 <b>Ø81,01</b> RC,BB 5 Diesel Engine : CRAFTER 2.5 TDI 2006 - 2011 <b>BJJ, BJK, CEBA,</b> <b>Euro 4</b> 5-Cyl. 2459 cm³ 65 - 80 kW (88 - 109 PS) <b>CEBA</b> 5-Cyl. 2461 cm³ 65 kW (88 PS), 10 Ventile	<b>P826 828 000</b> STD STD <b>P826 828 025</b> STD +0,25 <b>P826 828 050</b> STD +0,50	<b>R826 828 000</b> <b>R826 828 025</b> <b>R826 828 050</b>	<b>S826 828 000</b> <b>S826 828 025</b> <b>S826 828 050</b>				
	ST : 45,75 TB : 67,95 ØH : 46,00 Hz : -16,65 -5,85 Hx/y : 0,00 4,80 ØV : 38,00 38,00 Vz : -1,35 -1,35 T1 : 9,50	<b>R04</b>  2,50 SR <b>R08</b>  2,00 SR <b>R35</b>  3,00 SR.R						
 26,00 x 66,00 x 12,00								

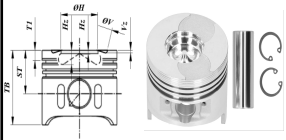


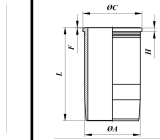







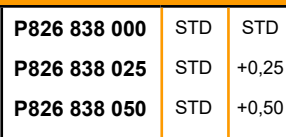
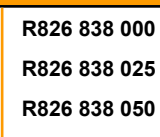




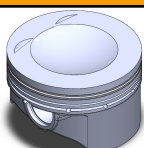




VOLKSWAGEN		P826 829				Ø81,01		
       	 <p><b>Ø81,01</b></p> <p>SP</p> <p>5</p> <p>Benzin Engine : T4 2.5</p> <p><b>BNZ</b> 5-Cyl. 2459 cm 81 kW (110 PS) 8,5:1, 10 Ventile</p> <p><b>AET, APL, AVT</b> 5-Cyl. 2459 cm 85 kW (115 PS) 10:1, 10 Ventile</p>	<b>P826 829 000</b> STD STD <b>P826 829 325</b> -0,30 +0,25 <b>P826 829 350</b> -0,30 +0,50	<b>R826 829 000</b> <b>R826 829 025</b> <b>R826 829 050</b>	<b>S826 829 000</b> <b>S826 829 325</b> <b>S826 829 350</b>				
	<p>ST : 38,35</p> <p>TB : 64,35</p> <p>ØH : 62,00</p> <p>H<sub>z</sub> : -4,60</p> <p>H<sub>x/y</sub> : -1,25 0,00</p> <p>ØV :</p> <p>V<sub>z</sub> :</p> <p>T1 : 7,60</p>	<p>R04  1,75 SR</p> <p>R26  2,00 SR</p> <p>R35  3,00 SR.R</p>						
 <p>24,00 x 56,00 x 12,50</p>								Montaj Yüksekliği
VOLKSWAGEN		P826 830				Ø81,01		
       	 <p><b>Ø81,01</b></p> <p>RC,OCP,BB,T,YP</p> <p>4</p> <p>Diesel Engine : 2.0 TDI Q3 (8UB, 8UG), A3 Convertible (8P7), A4 B8 (8K2), A6 C7 (4G2, 4GC) / 2.0 TDI PASSAT B7, AMAROK (2HA, 2HB, S1B), CADDY IV MPV, TIGUAN (5N_).</p> <p><b>CFFA, CFFB,</b> <b>CFFD, CFFE,</b> <b>CFGB, CFGC,</b> <b>CFHB, CFHC,</b> <b>CFHE, CFHF,</b> <b>CFJA, CFJB,</b> <b>CKTB, CKTC,</b> <b>CKUB, CKUC,</b> <b>CLCA, CLCB,</b> <b>CLJA, CLLA,</b> <b>CNEA, CNFA,</b> <b>CNFB, CSHA</b> 4-Cyl. 1968cc 110 Kw, 150 PS 15,5 <b>Audi</b></p>	<b>P826 830 000</b> STD STD <b>P826 830 025</b> STD +0,25 <b>P826 830 050</b> STD +0,50 <b>P826 830 200</b> -0,25 STD <b>P826 830 250</b> -0,25 +0,50	<b>R826 830 000</b> <b>R826 830 025</b> <b>R826 830 050</b> <b>R826 830 000</b> <b>R826 830 050</b>	<b>S826 830 000</b> <b>S826 830 025</b> <b>S826 830 050</b> <b>S826 830 200</b> <b>S826 830 250</b>				
	<p>ST : 45,80</p> <p>TB : 68,80</p> <p>ØH : 50,88</p> <p>H<sub>z</sub> : -13,10 -7,90</p> <p>H<sub>x/y</sub> : 0,00 0,00</p> <p>ØV :</p> <p>V<sub>z</sub> :</p> <p>T1 : 12,00</p>	<p>R01  1,75 SR</p> <p>R08  2,00 SR</p> <p>R35  3,00 SR.R</p>						
 <p>26,00 x 66,00 x 12,00</p>								











VOLKSWAGEN		P826 831				Ø82,50		
     	<b>P826 831 000</b> <b>P826 831 050</b>	STD STD	STD +0,50	<b>R826 831 000</b> <b>R826 831 050</b>	<b>S826 831 000</b> <b>S826 831 050</b>			
	<b>Ø82,5</b> EP 4 Benzin Engine: A3 II 2.0 FSI, A4 2.0 FSI <b>AXW, BLX, BLY, BMB, BLR, BVY, BVZ, AWA,</b> Seat, Skoda, Volkswagen	ST : 29,45 TB : 47,50 ØH : 80,00 Hz : 12,30 -8,00 Hx/y : 0,00 0,00 ØV : 36,00 36,00 Vz : -2,00 -2,00 T1 : 40,70	<b>R06</b>  1,20 SR.R <b>R26</b>  1,50 SR.R <b>R35</b>  2,00 SR.R					
	19,00 x 44,00 x 10,50							Montaj Yüksekliği
VOLKSWAGEN		P826 832				Ø82,51		
     	<b>P826 832 000</b> <b>P826 832 350</b> <b>P826 832 301</b>	STD -0,30 -0,30	STD +0,50 +1,00	<b>R826 832 000</b> <b>R826 832 050</b> <b>R826 832 001</b>	<b>S826 832 000</b> <b>S826 832 350</b> <b>S826 832 301</b>			
	<b>Ø82,51</b> SP 4 Benzin Engine : <b>ACX</b> , R 4 Benzin, 1984 cm <sup>3</sup> , 78 kW (106 PS) 10:1 / Passat, Santana 1993-1994 / <b>ADY</b> , R 4 Benzin, 1984 cm <sup>3</sup> , 85 kW (116 PS) 10,5:1 / Golf III, Passat <b>AGG</b> , R 4 Benzin, 1984 cm <sup>3</sup> , 85 kW (115 PS), 10,5:1 / Golf III, Passat 1995-1996 <b>AKR</b> , R 4 Benzin, 1984 cm <sup>3</sup> , 85 kW (115 PS), 10:1 <b>2 E</b> Audi, Seat	ST : 30,90 TB : 63,80 ØH : 63,80 Hz : -5,00 0,90 Hx/y : -1,50 0,00 ØV : Vz : T1 : 7,25	<b>R01</b>  1,20 SR <b>R01</b>  1,50 SR <b>R35</b>  2,00 SR.R					
	21,00 x 59,00 x 13,00							

VOLKSWAGEN		P826 833				Ø82,51			
     	 <p><b>Ø82,51</b></p> <p>RC 4</p> <p>Benzin Engine : <b>CC 1.8 TSI,</b> <b>Magotan 1.8 TFSI 16V,</b> <b>Passat 1.8 FSI 16V,</b> <b>Sagitar 1.8i TFSI 16V,</b> <b>Tiguan 1.8 T 16V,</b> <b>BJY, 4 Cyl. 1798 cm<sup>3</sup>,</b> 118 kW (160 PS) 04.2007 - 01.2008 <b>CEA, 4 Cyl. 1800 cm<sup>3</sup>,</b> 118 kW (160 PS) 01.2011 - 05.2013 <b>BZB, 4 Cyl. 1800 cm<sup>3</sup>,</b> 118 kW (160 PS) 05.2007 - 05.2008 <b>CGYA, 1798 cm<sup>3</sup>, 112</b> kW (152 PS) 11.2008 - 05.2010 <b>Audi, Seat, Skoda</b></p>	<b>P826 833 000</b> STD STD <b>P826 833 025</b> STD +0,25 <b>P826 833 050</b> STD +0,50 <b>P826 833 001</b> STD +1,00	<b>R826 833 000</b> <b>R826 833 025</b> <b>R826 833 050</b> <b>R826 833 001</b>	<b>S826 833 000</b> <b>S826 833 025</b> <b>S826 833 050</b> <b>S826 833 001</b>					
	<p>ST : 29,50</p> <p>TB : 55,68</p> <p>ØH : 67,00</p> <p>Hz : 5,68 -4,75</p> <p>Hx/y : 0,00 0,00</p> <p>ØV : 36,00 36,00</p> <p>Vz : -2,00 -2,00</p> <p>T1 : 5,70</p>	<p><b>R02</b>  1,20 SR</p> <p><b>R26</b>  1,50 SR</p> <p><b>R35</b>  2,00 SR</p>							
 <p>21,00 x 53,00 x 12,00</p>								Montaj Yüksekliği	
VOLKSWAGEN		P826 834				Ø82,51			
     	 <p><b>Ø82,51</b></p>	<b>P826 834 000</b> STD STD <b>P826 834 050</b> STD +0,50 <b>P826 834 001</b> STD +1,00	<b>R826 834 000</b> <b>R826 834 050</b> <b>R826 834 001</b>	<b>S826 834 000</b> <b>S826 834 050</b> <b>S826 834 001</b>					
	<p>ST : 29,80</p> <p>TB : 55,98</p> <p>ØH : 66,51</p> <p>Hz : 5,68 -4,75</p> <p>Hx/y : 0,00 0,00</p> <p>ØV : 36,00 36,00</p> <p>Vz : -2,00 -2,00</p> <p>T1 : 6,00</p>	<p><b>R02</b>  1,00 SR</p> <p><b>R26</b>  1,20 SR.R</p> <p><b>R35</b>  1,50 SR.R</p>							Montaj Yüksekliği
 <p>21,00 x 53,00 x 12,00</p>									

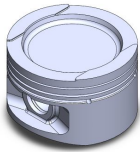



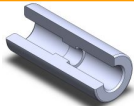




VOLKSWAGEN		P826 835				Ø82,51		
     	 <p><b>Ø82,51</b></p> <p>RC</p> <p>4</p> <p>Benzin Engine : A3 2.0 TFSI 16V, A4 2.0 TFSI 16V, Q3 2.0 TFSI 16V, Q5 2.0 TFSI 16V, TT 2.0 TFSI 16V</p> <p><b>CCZA, CBFA, CAWB, CDZA Euro5, CADA Euro5, CCZC, CCTA, CADA Euro5,</b></p> <p>Seat, Skoda, Volkswagen</p>	<p><b>P826 835 000</b> STD STD <b>R826 835 000</b> <b>S826 835 000</b></p> <p><b>P826 835 025</b> STD +0,25 <b>R826 835 025</b> <b>S826 835 025</b></p> <p><b>P826 835 050</b> STD +0,50 <b>R826 835 050</b> <b>S826 835 050</b></p> <p><b>P826 835 001</b> STD +1,00 <b>R826 835 001</b> <b>S826 835 001</b></p>	<p>ST : 29,30</p> <p>TB : 49,80</p> <p>ØH : 50,00</p> <p>Hz : -6,20</p> <p>Hx/y : 0,00 0,00</p> <p>ØV : 36,00 36,00</p> <p>Vz : -3,00 -3,00</p> <p>T1 : 5,70</p>	<p>R02  1,20 SR</p> <p>R21  1,50 SR.R</p> <p>R35  2,00 SR.R</p>				
	 <p>21,00 x 56,00 x 12,50</p>							
VOLKSWAGEN		P826 836				Ø82,51		
 <p><b>Ø82,51</b></p> <p>RC</p> <p>4</p> <p>Benzin Engine : A3 2.0 TFSI 16V, A4 2.0 TFSI 16V, A4 Allroad 2.0 TFSI 16V, A5 2.0 TFSI 16V, A6 2.0 TFSI 16V, A6 2.0 TFSI 16V Hybrid, Q3 2.0 TFSI 16V, Q5 2.0 TFSI 16V, Q5 2.0 TFSI 16V Hybrid, TT 2.0 TFSI 16V, 07.2008 / 04.2009 / 06.2008 / 05.2013 / 01.2010 /</p> <p><b>CCZA, CBFA CAWB, CDNC, CDNB, CAEB, CAEA, CAED, CPMB, CPMA, CHJA Euro5, CPSA, CCZC, CCTA, CETA, CESA, CCZA, CCTA</b></p>	<p><b>P826 836 000</b> STD STD <b>R826 836 000</b> <b>S826 836 000</b></p> <p><b>P826 836 025</b> STD +0,25 <b>R826 836 025</b> <b>S826 836 025</b></p> <p><b>P826 836 050</b> STD +0,50 <b>R826 836 050</b> <b>S826 836 050</b></p> <p><b>P826 836 001</b> STD +1,00 <b>R826 836 001</b> <b>S826 836 001</b></p>	<p>ST : 29,30</p> <p>TB : 49,80</p> <p>ØH : 50,00</p> <p>Hz : -6,20</p> <p>Hx/y : 0,00 0,00</p> <p>ØV : 36,00 36,00</p> <p>Vz : -3,00 -3,00</p> <p>T1 : 5,50</p>	<p>R02  1,20 SR</p> <p>R21  1,20 SR</p> <p>R35  2,00 SR.R</p>					
	 <p>23,00 x 53,00 x 13,00</p>							











VOLKSWAGEN		P826 837				Ø82,51		
     	 <b>Ø82,51</b> RC,T 4 Benzin Engine : A3 1.8 TFSI 16V, A4 1.8 TFSI 16V, A5 1.8 TFSI 16V, <b>CDAA, CDAB,            CDHB, CDHA,</b>	<b>P826 837 000</b> STD STD <b>P826 837 050</b> STD +0,50 <b>P826 837 025</b> STD +0,25	<b>R826 837 000</b> <b>R826 837 050</b> <b>R826 837 025</b>	<b>S826 837 000</b> <b>S826 837 050</b> <b>S826 837 025</b>				
	ST : 29,50 TB : 55,68 ØH : 67,00 Hz : 5,68 -4,75 Hx/y : 0,00 0,00 ØV : 36,00 36,00 Vz : -2,00 -2,00 T1 : 5,45	<b>R02</b>  1,20 SR <b>R21</b>  1,20 SR <b>R35</b>  2,00 SR.R						
 23,00 x 51,00 x 13,00								
VOLKSWAGEN		P826 838				Ø82,51		
     	 <b>Ø82,51</b> RC 4 Benzin Engine : EOS 2.0 TFSI, GOLF V 2.0, GOLF V 2.0 GTI, JETTA III 2.0 TFSI, PASSAT 2.0 TFSI, BPY, CAWB, CBFA, CCTA, CCZA, <b>AXX</b> R4 Benzin. 1998cm³ 147 kW (200 PS), 10:1 / Hub 92,8mm, Turbo, 4 Ventile Golf V 09/2004... - Passat 08/2005...10/2005 <b>BWA</b> R4 Benzin. 1998cm³ 147 kW (200 PS), 10,5:1 / Hub 92,8mm, Turbo, 4 Ventile Bora, Eos, Golf V, Jetta, Passat, Vento 06/2005... - 12/2007 <b>Audi, Seat, Skoda</b>	<b>P826 838 000</b> STD STD <b>P826 838 025</b> STD +0,25 <b>P826 838 050</b> STD +0,50 <b>P826 838 001</b> STD +1,00	<b>R826 838 000</b> <b>R826 838 025</b> <b>R826 838 050</b> <b>R826 838 001</b>	<b>S826 838 000</b> <b>S826 838 025</b> <b>S826 838 050</b> <b>S826 838 001</b>				
	ST : 29,30 TB : 50,30 ØH : 49,25 Hz : -6,20 Hx/y : 0,00 0,00 ØV : 36,00 36,00 Vz : -0,80 -0,80 T1 : 6,00	<b>R02</b>  1,20 SR.R <b>R21</b>  1,50 SR.R <b>R35</b>  2,00 SR.R						
 20,00 x 59,00 x 10,00								

VOLKSWAGEN		P826 839				Ø82,51		
 <p><b>Ø82,51</b></p> <p>RC 4 Benzin Engine : TFSI 2.0 <b>BZC, BYD, BHZ, BWJ</b></p> <p><b>Volkswagen</b></p>	<b>P826 839 000</b> <b>P826 839 025</b> <b>P826 839 050</b>	STD STD STD	STD +0,25 +0,50	<b>R826 839 000</b> <b>R826 839 025</b> <b>R826 839 050</b>	<b>S826 839 000</b> <b>S826 839 025</b> <b>S826 839 050</b>			
	ST : 29,30 TB : 50,30 ØH : 62,50 Hz : -6,20 Hx/y : 0,00    0,00 ØV : 34,00    34,00 Vz : -1,00    -1,00 T1 : 6,00	<b>R01</b>  1,20 SR <b>R26</b>  1,50 SR.R <b>R35</b>  2,00 SR.R						
	 <p>22,00 x 59,00 x 11,50</p>							
VOLKSWAGEN		P826 840				Ø82,51		
 <p><b>Ø82,51</b></p> <p>RC 4 Benzin Engine : 2.0 TFSI, Audi TT Coupe (8J3) 2.0 TTS Quattro 272 HP <b>CDLB</b></p> <p><b>Audi, Seat, Skoda</b></p>	<b>P826 840 000</b> <b>P826 840 025</b> <b>P826 840 050</b> <b>P826 840 001</b>	STD STD STD STD	STD +0,25 +0,50 +1,00	<b>R826 840 000</b> <b>R826 840 025</b> <b>R826 840 050</b> <b>R826 840 001</b>	<b>S826 840 000</b> <b>S826 840 025</b> <b>S826 840 050</b> <b>S826 840 001</b>			
	ST : 29,30 TB : 50,40 ØH : 63,50 Hz : -6,15 Hx/y : 0,00    0,00 ØV : 34,00    34,00 Vz : -0,80    -0,80 T1 : 6,10	<b>R02</b>  1,20 SR.R <b>R21</b>  1,50 SR.R <b>R35</b>  2,00 SR.R						
	 <p>21,00 x 59,00 x 11,00</p>							










VOLKSWAGEN		P826 841				Ø82,51		
 <p><b>Ø82,51</b></p> <p>4</p> <p>Benzin Engine : BORA 2.0, GOLF IV 2.0, NEW BEETLE 2.0 I.</p> <p><b>AEG, APK, AQY</b> 4-Cyl. 1984 cm³ 85 kW (115 - 116 PS) 10,4:1 - 10,5:1, 8 Ventile</p>	<b>P826 841 000</b>	STD	STD	<b>R826 841 000</b>	<b>S826 841 000</b>			
	<b>P826 841 225</b>	-0,20	+0,25	<b>R826 841 025</b>	<b>S826 841 225</b>			
	<b>P826 841 250</b>	-0,20	+0,50	<b>R826 841 050</b>	<b>S826 841 250</b>			
	<b>P826 841 450</b>	-0,40	+0,50	<b>R826 841 050</b>	<b>S826 841 450</b>			
	<b>ST :</b> 29,30 <b>TB :</b> 51,00 <b>ØH :</b> 64,50 <b>Hz :</b> -5,80 90,00 <b>Hx/y :</b> 0,00 0,00 <b>ØV :</b> <b>Vz :</b> <b>T1 :</b> 6,25	<b>R02</b>  1,20 SR <b>R26</b>  1,50 SR <b>R37</b>  2,00 SR						
 <p>20,00 x 52,00 x 13,00</p>								Montaj Yüksekliği

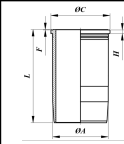
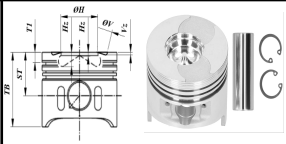
VOLKSWAGEN		P826 842				Ø82,51		
 <p><b>Ø82,51</b></p> <p>RC,T</p> <p>5</p> <p>Benzin Engine : 2,5 Lt.</p> <p><b>RS Q3 8U,</b> 2,5 L / 250 kW (20V), (r-5) TFSI</p>	<b>P826 842 000</b>	STD	STD	<b>R826 842 000</b>	<b>S826 842 000</b>			
	<b>P826 842 025</b>	STD	+0,25	<b>R826 842 025</b>	<b>S826 842 025</b>			
	<b>P826 842 050</b>	STD	+0,50	<b>R826 842 050</b>	<b>S826 842 050</b>			
	<b>P826 842 200</b>	-0,20	STD	<b>R826 842 000</b>	<b>S826 842 200</b>			
	<b>P826 842 350</b>	-0,30	+0,50	<b>R826 842 050</b>	<b>S826 842 350</b>			
	<b>ST :</b> 29,60 <b>TB :</b> 50,60 <b>ØH :</b> 50,50 <b>Hz :</b> -3,90 <b>Hx/y :</b> 0,00 0,00 <b>ØV :</b> 35,00 41,00 <b>Vz :</b> -1,40 -1,50 <b>T1 :</b> 6,00	<b>R02</b>  1,20 SR <b>R26</b>  1,50 SR.R <b>R35</b>  2,00 SR.R						
 <p>22,00 x 59,00 x 11,50</p>								Montaj Yüksekliği

VOLKSWAGEN		P826 843				Ø82,51		
 <p><b>Ø82,51</b></p> <p>RC,T</p> <p>4</p> <p><b>Benzin Engine :</b> 2.0 GTI Golf VII (5G1, BQ1, BE1, BE2)</p> <p><b>DKTB Euro 6</b></p> <p><b>DLBA</b></p> <p>4-Cyl. 1984 cc 245-PS (180 Kw)</p>	<b>P826 843 000</b> <b>P826 843 050</b>	STD STD	STD +0,50	<b>R826 843 000</b> <b>R826 843 050</b>	<b>S826 843 000</b> <b>S826 843 050</b>			
	ST : 29,60 TB : 50,10 ØH : 54,58 Hz : -4,00 Hx/y : 0,00    0,00 ØV : 36,00    36,00 Vz : -3,60    -3,60 T1 : 6,00	<b>R02</b>  1,20 SR <b>R26</b>  1,20 SR <b>R37</b>  2,00 SR.R						
 <p>23,00 x 51,00 x 13,00</p>								
VOLKSWAGEN		P826 844				Ø82,51		
 <p><b>Ø82,51</b></p> <p>RC,T</p> <p>4</p> <p><b>Benzin Engine:</b> TT 2.0 TFSI, A4/A5/Q5 TFSI, A5 2.0 TFSI, A5 Cabriolet 2.0 TFSI, Q5 2.0 TFSI quattro, Q3 2.0 TFSI quattro, A7 Sportback 2.0 TFSI, CHHC, CNCD, CNCE, CNTC, CULB, CULC, CWZA, CYNB,</p> <p><b>CYPA, CYPB, DAJB</b></p> <p>4-Cyl. 1984 cc (162 KW - 220 PS) - (185 KW - 252 PS)</p> <p>Volkswagen, Skoda</p>	<b>P826 844 000</b> <b>P826 844 025</b> <b>P826 844 050</b>	STD STD STD	STD +0,25 +0,50	<b>R826 844 000</b> <b>R826 844 025</b> <b>R826 844 050</b>	<b>S826 844 000</b> <b>S826 844 025</b> <b>S826 844 050</b>			
	ST : 29,60 TB : 50,10 ØH : 50,00 Hz : -6,20 Hx/y : 0,00    0,00 ØV : 38,00    38,00 Vz : 3,50    3,50 T1 : 5,90	<b>R02</b>  1,20 SR <b>R26</b>  1,20 SR <b>R37</b>  2,00 SR.R						
 <p>23,00 x 51,00 x 13,00</p>								



VOLKSWAGEN		P826 901				Ø93,00	
 <p><b>Ø93</b></p> <p>RC,EP,YP,S</p> <p>4</p> <p><b>Diesel Engine:</b></p> <p><b>AUH</b> R 4 Diesel, 2792 cm<sup>3</sup>, 116 kW (158 PS) Turbo, 3 Ventile Motor-Nr. 161772... / LT 28 D, LT 35 D, LT 46 D 02/2002...</p> <p><b>BCQ</b> R 4 Diesel, 2798 cm<sup>3</sup>, 116 kW (158 PS) Turbo, 3 Ventile Motor-Nr. 162566... / LT 28 D, LT 35 D, LT 46 D 02/2002...</p> <p><b>ATA</b> R 4 Diesel, 2799 cm<sup>3</sup>, 96 kW (131 PS) 17,8:1 12v LT28 D, LT35 D, LT46 D 1999 - 2002</p> <p><b>AGK</b> R 4 Diesel, 2799 cm<sup>3</sup>, 96 kW, (131 PS), 20:1 Turbo, 12v LT28 D, LT35 D, LT46 D</p>	<b>P826 901 000</b> <b>P826 901 050</b>	STD STD	STD +0,50	<b>R826 901 000</b> <b>R826 901 050</b>	<b>S826 901 000</b> <b>S826 901 050</b>		
	<p>ST : 56,20</p> <p>TB : 86,20</p> <p>ØH : 47,10</p> <p>Hz : -18,50 -5,50</p> <p>Hx/y : 4,00 0,00</p> <p>ØV : 36,00 36,00</p> <p>Vz : -1,50 -1,50</p> <p>T1 : 9,40</p>	<p>R19  2,50 TR15°</p> <p>R26  2,00 SR</p> <p>R35  3,00 SR.R</p>		<p>Montaj Yüksekliği</p> <p>0,41 / 0,63</p>			
 <p>35,00 x 77,00 x 17,00</p>							


VOLVO		P821 801				Ø81,00	
 <p><b>Ø81</b></p> <p><b>Benzin Engine:</b></p> <p>B4164 S2 B4164 S S40 B4164 S V40</p>	<b>P821 801 000</b> <b>P821 801 020</b> <b>P821 801 040</b> <b>P821 801 400</b> <b>P821 801 420</b> <b>P821 801 440</b>	STD STD STD -0,40 -0,40 -0,40	STD +0,20 +0,40 STD +0,20 +0,40	<b>R821 801 000</b> <b>R821 801 020</b> <b>R821 801 040</b> <b>R821 801 000</b> <b>R821 801 020</b> <b>R821 801 040</b>	<b>S821 801 000</b> <b>S821 801 020</b> <b>S821 801 040</b> <b>S821 801 400</b> <b>S821 801 420</b> <b>S821 801 440</b>		
	<p>ST : 29,85</p> <p>TB : 55,30</p> <p>ØH : 75,00</p> <p>Hz : 9,00 -1,30</p> <p>Hx/y : 0,00 0,00</p> <p>ØV :</p> <p>Vz : -0,80 -0,80</p> <p>T1 : 49,00</p>	<p>R01  1,20 SR</p> <p>R26  1,50 SR</p> <p>R37  2,50 SR.R</p>		<p>Montaj Yüksekliği</p>			
<p>x x</p>							



VOLVO

P821 802

Ø81,00



Ø81

RC,OCP,T,YP

5

Diesel Engine : S60 I 2.4 D,  
S60 I 2.4 D5, S80 I 2.4  
D, S80 I 2.4 D5, V70 II  
2.4 D, V70 II 2.4 D5,  
XC90 2.4 D5

D 5244 T - D

5244 T2

5 Cyl. 2401 cm<sup>3</sup>, 96-120 kW (131  
-163 PS)




P821 802 000  
P821 802 025  
P821 802 050

STD STD  
STD +0,25  
STD +0,50

R821 802 000  
R821 802 025  
R821 802 050

S821 802 000  
S821 802 025  
S821 802 050

ST : 46,10  
TB : 71,10  
ØH : 40,40  
Hz : -17,50 -6,80  
Hx/y : 0,00 0,00  
ØV : 29,00 29,00  
Vz : -1,23 -1,23  
T1 : 9,00

R01  2,00 SR  
R08  1,75 SR  
R35  3,00 SR.R



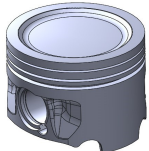
28,00 x 65,50 x 15,00

Montaj Yüksekliği

VOLVO

P821 803

Ø81,01



Ø81,01

S

5

Benzin Engine: 850 2.0 Turbo -  
S 80 T6

B 5204 T2 / B

-6284 T

C70 2.0 - S70 2.0 -

V70 2.0 - V70XC

2.0


P821 803 000  
P821 803 020  
P821 803 040  
P821 803 400  
P821 803 420  
P821 803 440


STD STD  
STD +0,20  
STD +0,40  
-0,40 STD  
-0,40 +0,20  
-0,40 +0,40

R821 803 000  
R821 803 020  
R821 803 040  
R821 803 000  
R821 803 020  
R821 803 040

S821 803 000  
S821 803 020  
S821 803 040  
S821 803 400  
S821 803 420  
S821 803 440

ST : 35,90  
TB : 59,90  
ØH : 67,00  
Hz : -2,80  
Hx/y : 0,00 0,00  
ØV :  
Vz :  
T1 : 5,00

R01  1,20 SR  
R26  1,50 SR  
R38  2,50 SR

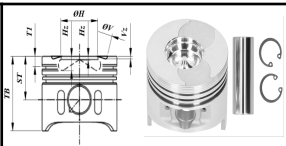


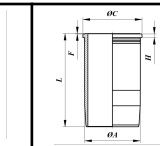



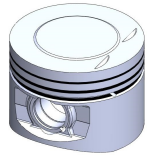




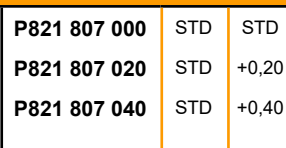
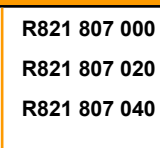












23,00 x 61,00 x 14,00





Montaj Yüksekliği



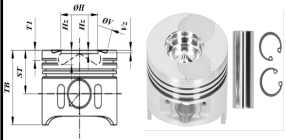








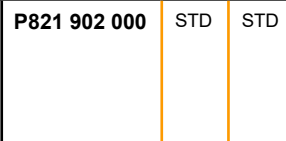











VOLVO		P821 806				Ø83,01		
      	 <b>Ø83,01</b> SP,S 4 Benzin Engine: S40 2.0i 16V / V46 2.0i 16V <b>B 4204. S</b> R4 Benzin 1948 cm³, 103 kW (140 PS) 10,3:1 4 Ventile S 40, V 40 1992...1996 <b>B 5254. F</b> R5 Benzin 2435 cm³, 125 kW (170 PS) 10,3:1 4 Ventile 850 1992.....1996 <b>B 5254. S</b> R5 Benzin 2435 cm³, 125 kW (170 PS) 10,3:1 4 Ventile 850 S 70, V 70 1992...1996 / 12/1996... S40 2.0i 16V, V46 2.0i 16V <b>Renault</b>	<b>P821 806 000</b> STD STD <b>P821 806 020</b> STD +0,20 <b>P821 806 040</b> STD +0,40 <b>P821 806 050</b> STD +0,50	<b>R821 806 000</b> <b>R821 806 020</b> <b>R821 806 040</b> <b>R821 806 050</b>	<b>S821 806 000</b> <b>S821 806 020</b> <b>S821 806 040</b> <b>S821 806 050</b>				
	ST : 35,90 TB : 60,65 ØH : 52,20 Hz : 0,75 Hx/y : 0,00 0,00 ØV : Vz : -1,43 -1,43 T1 : 5,00	<b>R06</b>  1,20 SR <b>R26</b>  1,75 SR.R <b>R35</b>  3,00 SR.R						
 23,00 x 61,00 x 14,00								
VOLVO		P821 807				Ø83,01		
      	 <b>Ø83,01</b> 4 Benzin Engine : C70 I 2.5 T, S40 I 2.0 T, S70 2.4 T5, V40 2.0 T, V70 I 2.4 TURBO, XC70 I 2.4 T <b>B 4204. T</b> R4 Benzin, 1948cc 118 kW (160 Ps), 9:1 Turbo, 4 Ventile S 40, V 40 05/1998... <b>B 5254. T</b> R4 Benzin, 2435cc 142 kW (193 Ps), 9:1 Turbo, 4 Ventile C 70, S 70, V 70 05/1998...	<b>P821 807 000</b> STD STD <b>P821 807 020</b> STD +0,20 <b>P821 807 040</b> STD +0,40	<b>R821 807 000</b> <b>R821 807 020</b> <b>R821 807 040</b>	<b>S821 807 000</b> <b>S821 807 020</b> <b>S821 807 040</b>				
	ST : 35,90 TB : 59,90 ØH : 64,70 Hz : -2,20 Hx/y : 0,00 0,00 ØV : Vz : T1 : 5,00	<b>R06</b>  1,20 SR <b>R26</b>  1,50 SR <b>R38</b>  2,50 SR.R						
 23,00 x 61,00 x 14,00								




VOLVO		P821 808				Ø88,90		
 <p><b>Ø88,9</b></p> <p>6 Diesel Engine : <b>B 700</b></p> <p>Perkins</p>	<b>P821 808 000</b> <b>P821 808 075</b> <b>P821 808 002</b>	STD STD STD	STD +0,75 +1,50	<b>R821 808 000</b> <b>R821 808 075</b> <b>R821 808 002</b>	<b>S821 808 000</b> <b>S821 808 075</b> <b>S821 808 002</b>			
	ST : 65,05 TB : 103,00 ØH : 43,85 Hz : -21,40    -13,50 Hx/y : 6,00    -3,00 ØV : Vz : T1 : 16,10	<b>R01</b>  2,00 SR <b>R06</b>  2,00 SR <b>R06</b>  2,00 SR <b>R35</b>  5,00 SR.R						
	 <p>28,00 x 78,00 x 15,00</p>							

VOLVO		P821 809				Ø88,90		
 <p><b>Ø88,9</b></p>	<b>P821 809 000</b> <b>P821 809 075</b>	STD STD	STD +0,75	<b>R821 809 000</b> <b>R821 809 075</b>	<b>S821 809 000</b> <b>S821 809 075</b>			
	ST : 65,00 TB : 98,00 ØH : 42,00 Hz : -20,35    -13,50 Hx/y : 6,00    -3,00 ØV : Vz : T1 : 15,80	<b>R01</b>  2,00 SR <b>R06</b>  2,00 SR <b>R06</b>  2,00 SR <b>R35</b>  5,00 SR.R						
	 <p>28,00 x 78,00 x 15,00</p>							


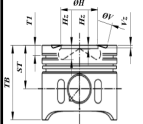













VOLVO		P821 901				Ø92,00			
   	 <p><b>Ø92</b> RC,OCP,S</p> <p>Diesel Engine :</p>	<b>P821 901 000</b> <b>P821 901 050</b>	STD STD	STD +0,50	<b>R821 901 000</b> <b>R821 901 050</b>	<b>S821 901 000</b> <b>S821 901 050</b>			
	ST : 66,60 TB : 101,60 ØH : 39,50 Hz : -19,50    -6,20 Hx/y : -7,50    -1,00 ØV : 40,00    37,50 Vz : -1,10    -1,10 T1 : 11,00	<b>R16</b>  2,50 TR15° <b>R06</b>  2,50 SR <b>R35</b>  4,00 SR							
 <p>35,00 x 76,00 x 17,00</p>									Montaj Yüksekliği
VOLVO		P821 902				Ø95,25			
   	 <p><b>Ø95,25</b> RC 6</p> <p>Diesel Engine : <b>D 50 A / B</b> R 6, 5100 cm³, 78,5 - 86 kW (107 - 117 PS), 17:1 / F 84 1968...12/1974 / F 84 1968...12/1974 <b>TD 50 A / B</b> R 6, 5100 cm³, 108 - 121 kW (147 - 165 PS), 17:1 Turbo, N 84 1965...1975 / F 85 1965...1975 / F 84 1965...1975 / B 54 1965...1975</p>	<b>P821 902 000</b>	STD	STD	<b>R821 902 000</b>	<b>S821 902 000</b>	<b>L821 901 000</b>	STD	<b>K821 902 000</b>
	ST : 79,40 TB : 124,40 ØH : 50,00 Hz : -23,90    -13,90 Hx/y : 2,00    0,00 ØV : Vz : T1 : 15,00	<b>R01</b>  2,39 SR <b>R06</b>  3,16 SR <b>R06</b>  3,16 SR <b>R35</b>  4,75 SR						Type : W Coating : Ø A : 108 Ø C : 117,1 H : 11,61 L : 234,5 F : 0,73	
 <p>40,00 x 77,20 x 19,00</p>									

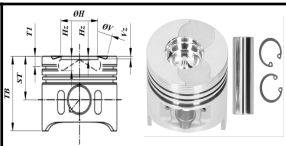


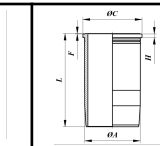







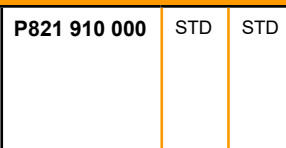
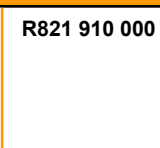

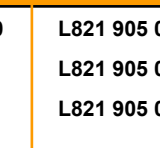








VOLVO				P821 903		Ø95,25	
 <b>Ø95,25</b> RC 6 <b>Diesel Engine:</b> <b>D 50 A / B</b> 5100 cm <sup>3</sup> F84, F85 1968-1974 <b>TD 50 A / B</b> 5100 cm <sup>3</sup> 108-121 kW (147 - 165 PS) / N 84, F 84, 8/5, B 54, 1965-1975	<b>P821 903 000</b>	STD	STD	<b>R821 903 000</b>	<b>S821 903 000</b>		
	<b>ST :</b> 79,40 <b>TB :</b> 124,40 <b>ØH :</b> 50,00 <b>Hz :</b> -23,90    -13,90 <b>Hx/y :</b> 2,00    0,00 <b>ØV :</b> <b>Vz :</b> <b>T1 :</b> 15,00	<b>R01</b>  2,39 SR <b>R06</b>  3,16 SR <b>R06</b>  3,16 SR <b>R32</b>  4,75 SR <b>R32</b>  4,75 SR					
 40,00 x 77,20 x 19,00							Montaj Yüksekliği

VOLVO				P821 904		Ø98,00	
 <b>Ø98</b>	<b>P821 904 000</b>	STD	STD	<b>R821 904 000</b>	<b>S821 904 000</b>		
	<b>ST :</b> <b>TB :</b> <b>ØH :</b> <b>Hz :</b> <b>Hx/y :</b> <b>ØV :</b> <b>Vz :</b> <b>T1 :</b>						
	x		x				

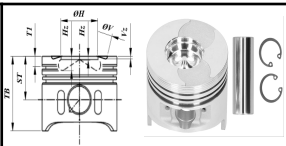

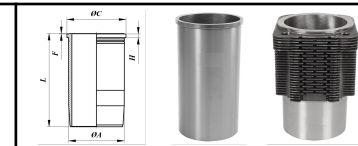


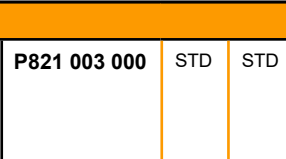
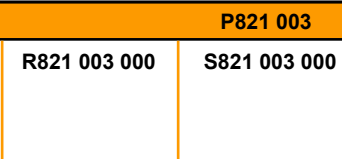

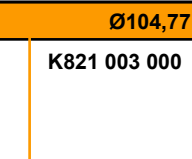









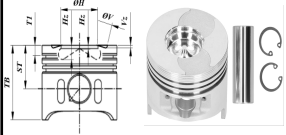


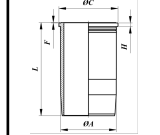















VOLVO									
									
VOLVO		P821 907					Ø98,43		
 <p><b>Ø98,43</b></p> <p>RC,S</p> <p>6</p> <p>Diesel Engine :</p> <p><b>TAMD 60 C /</b> <b>TD 60 C / D / DG</b> <b>TD 60 B / TD</b> <b>61 F,G,GA,GD,GS</b></p> <p>R 6, 5480 cm³, 108 - 113 kW (147 - 154 PS), 17:1 Turbo, FL 616 / FL 614 / L 70 C -1986... TD 61, GS / TD 61, GD / TD 61, GA / TD 61, G R 6, 5480 cm³, 112 - 152 kW (152 - 207 PS), 16:1 Turbo, LLK, FL 616 / FL 614 / L 70 C -1986...</p>	<b>P821 907 000</b>	STD	STD	<b>R821 907 000</b>	<b>S821 907 000</b>	<b>L821 903 000</b> <b>L821 903 001</b>	STD H :	<b>K821 907 000</b> <b>K821 907 001</b>	
	<p>ST : 79,40</p> <p>TB : 124,40</p> <p>ØH : 57,00</p> <p>Hz : -21,80    -11,25</p> <p>Hx/y : 2,00    0,00</p> <p>ØV :</p> <p>Vz :</p> <p>T1 : 23,70</p>	<p><b>R02</b>  2,39 SR</p> <p><b>R06</b>  3,16 SR</p> <p><b>R35</b>  4,75 SR</p>		<p>Type : W</p> <p>Coating :</p> <p>Ø A : 110</p> <p>Ø C : 119,1</p> <p>H : 9,66</p> <p>L : 237,4</p> <p>F : 3,60</p>		<p><b>C821 108 580</b> 1x108,5*5,8</p> <p><b>C821 108 580</b> 1x108,5*5,8</p> <p><b>C821 104 150</b> 1x104*1,5</p> <p><b>C821 108 580</b> 2x108,5*5,80</p>		<p>Montaj Yüksekliği</p> <p>+ 0,05 / + 0,55</p>	
 <p>40,00 x 77,20 x 19,00</p>									
VOLVO									
VOLVO		P821 908					Ø98,43		
 <p><b>Ø98,43</b></p> <p>RC</p> <p>6</p> <p>Diesel Engine :</p> <p><b>TD 60 A</b></p> <p>R 6, 5480 cm³, 125 - 132 kW (170 - 180 PS), 16:1 Turbo, F 609 1974...1978 / F 607 1974...1978 F 613 1974...1978 / B 6 F 1974...1978 N 84 1974...1978</p>	<b>P821 908 000</b>	STD	STD	<b>R821 908 000</b>	<b>S821 908 000</b>	<b>L821 904 000</b> <b>L821 904 001</b>	STD H : -1,95	<b>K821 908 000</b> <b>K821 908 001</b>	
	<p>ST : 79,40</p> <p>TB : 124,40</p> <p>ØH : 54,00</p> <p>Hz : -23,80</p> <p>Hx/y :</p> <p>ØV :</p> <p>Vz :</p> <p>T1 :</p>	<p><b>R02</b>  2,39</p> <p><b>R06</b>  3,16</p> <p><b>R35</b>  4,75</p>		<p>Type : W</p> <p>Coating :</p> <p>Ø A : 110</p> <p>Ø C : 119,1</p> <p>H : 11,61</p> <p>L : 234,5</p> <p>F : 0,73</p>		<p>Montaj Yüksekliği</p>			
 <p>40,00 x 77,20 x 19,00</p>									

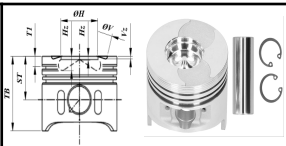


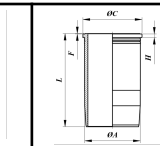










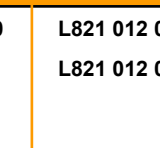
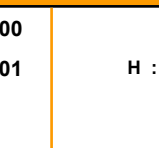
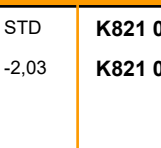






VOLVO		P821 909				Ø98,43			
     	 <b>Ø98,43</b> RC,S 6 Diesel Engine : <b>TD 61 A, ACE, AG, AGP</b> <b>TID 61 A, ACE / TWD 61 G</b> 5480 cm³ 103-150 kw (140-204 PS) 5480 cm³ 103-150 kw (140-204 PS)	P821 909 000	STD	STD	R821 909 000	S821 909 000	L821 903 000	STD	K821 909 000
	ST : 79,40 TB : 124,40 ØH : 57,00 Hz : -23,50 -13,00 Hx/y : 2,00 0,00 ØV : Vz : T1 : 23,70  40,00 x 77,20 x 19,00	R02  2,39 SR R06  3,16 SR R35  4,75 SR	Type : W Coating : Ø A : 110 Ø C : 119,1 H : 9,66 L : 237,4 F : 3,60 C821 108 580 2x108,50*5,80 C821 108 580 1x108,50*5,80 C821 108 580 1x108,50*1,60	Montaj Yüksekliği					
VOLVO		P821 910				Ø98,43			
    	 <b>Ø98,43</b> RC,S 6 Diesel Engine : <b>TD63 E / ES / KDE</b> Turbo,LLK 5480 cm³ 132-154 kw (180-209) PS FL 608,FL 611,FL 612,FL 613,FL 614,FL 618,FL 619,L 704 1992.../ 1996... TD 63 KBE / KEF, Turbo, LLK 5480 cm³, 115-122 kw (156-166) PS L90 01.1995...10.2002	P821 910 000	STD	STD	R821 910 000	S821 910 000	L821 905 000 L821 905 001 L821 905 002	STD -110	K821 910 000 K821 910 001 K821 910 002
	ST : 79,40 TB : 124,40 ØH : 53,10 Hz : -20,30 -4,70 Hx/y : 3,00 1,50 ØV : 44,00 40,00 Vz : -0,80 -0,80 T1 : 10,65  40,00 x 77,20 x 19,00	R16  3,50 TR15° R06  2,50 SR R35  3,50 SR.R	Type : W Coating : Ø A : 110,00 Ø C : 119,10 H : 9,66 L : 237,40 F : 3,60 C821 109 580 1x109*5,8 C821 109 580 2x109*5,8 C821 104 150 1x104*1,5	Montaj Yüksekliği					

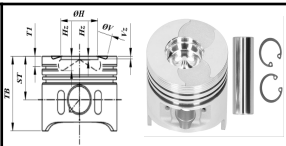


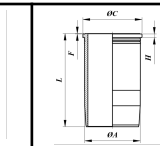










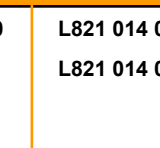
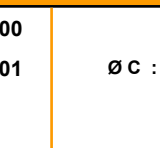
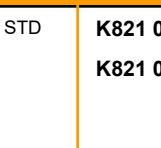







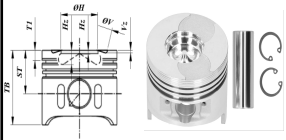



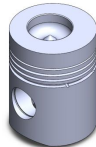





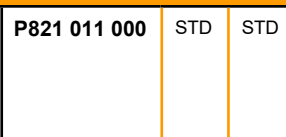











VOLVO		P821 002				Ø104,77			
   	<b>P821 002 000</b>	STD	STD	<b>R821 002 000</b>	<b>S821 002 000</b>				
	 <p><b>Ø104,77</b></p> <p>ST : 88,40 TB : 141,05 ØH : 60,00 Hz : -26,20 Hx/y : ØV : Vz : -1,00 -1,00 T1 :</p> <p>x x</p>								Montaj Yüksekliği
VOLVO		P821 003				Ø104,77			
   	<b>P821 003 000</b>	STD	STD	<b>R821 003 000</b>	<b>S821 003 000</b>	<b>L821 009 000</b>	STD	<b>K821 003 000</b>	
	 <p><b>Ø104,77</b></p> <p>RC 6</p> <p>Diesel Engine : <b>TD 70 E, ES, H, HA</b> R 6, 6700 cm<sup>3</sup>, 154 -155 - 166 kW (210- 211 - 225 -226 PS), 14,5:1 Turbo, F 86 1974...08/1978, TF 86 T 1974...08/1978 N 725 1974...08/1978, TF 86 DTC 1974...08/1978 TN 7 1974...08/1978, TN 7 1974...08/1978 B 57 1974...08/1978</p> <p>ST : 88,45 TB : 141,00 ØH : 60,00 Hz : -26,15 -14,50 Hx/y : -4,00 0,00 ØV : 50,50 50,50 Vz : -1,00 -1,00 T1 : 21,00</p> <p>45,00 x 85,00 x 22,00</p>					 <p>Type : W Coating : Ø A : 117 Ø C : 127 H : 11,66 L : 257 F : 0,73</p>		Montaj Yüksekliği	
				<p><b>R01</b>  2,39 SR <b>R06</b>  3,16 SR <b>R06</b>  3,16 SR <b>R35</b>  4,75 SR</p>					

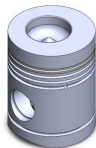


VOLVO													
 <b>IP</b> INNO PISTON PISTON - LINER - RING													
VOLVO													
P821 004													
Ø104,77													
 <b>Ø104,77</b> RC 6 <b>Diesel Engine :</b> <b>TD 70 A / B / C</b> R 6, 6730 cm³, 154 -155 - 166 kW (210- 211 - 225 -226 PS), 14,5:1 Turbo, F 86 1974...08/1978, TF 86 T 1974...08/1978 N 725 1974...08/1978, TF 86 DTC 1974...08/1978 TN 7 1974...08/1978, TN 7 1974...08/1978 B 57 1974...08/1978	<b>P821 004 000</b>	STD	STD	<b>R821 004 000</b>	<b>S821 004 000</b>	<b>L821 009 000</b>	STD	<b>K821 004 000</b>					
	<b>ST :</b> 88,45 <b>TB :</b> 141,00 <b>ØH :</b> 60,00 <b>H<sub>z</sub> :</b> -26,20    -14,90 <b>H<sub>x/y</sub> :</b> -4,00    0,00 <b>ØV :</b> 50,50    50,50 <b>V<sub>z</sub> :</b> -1,00    -1,00 <b>T1 :</b> 21,00	<b>R01</b>  2,39 SR <b>R06</b>  3,16 SR <b>R06</b>  3,16 SR <b>R35</b>  4,75 SR <b>R35</b>  4,75 SR	<b>Type :</b> W <b>Coating :</b> <b>Ø A :</b> 117 <b>Ø C :</b> 127 <b>H :</b> 11,66 <b>L :</b> 257 <b>F :</b> 0,73	<b>Montaj Yüksekliği</b>									
	 45,00 x 85,00 x 22,00												
VOLVO													
P821 005													
Ø104,77													
 <b>Ø104,77</b>	<b>P821 005 000</b>	STD	STD	<b>R821 005 000</b>	<b>S821 005 000</b>								
	<b>ST :</b> 88,45 <b>TB :</b> 141,00 <b>ØH :</b> 60,00 <b>H<sub>z</sub> :</b> -26,20    -14,90 <b>H<sub>x/y</sub> :</b> -4,00    0,00 <b>ØV :</b> <b>V<sub>z</sub> :</b> <b>T1 :</b> 21,00	<b>R01</b>  2,39 SR <b>R06</b>  3,16 SR <b>R06</b>  3,16 SR <b>R35</b>  4,75 SR		<b>Montaj Yüksekliği</b>									
	 45,00 x 85,00 x 22,00												

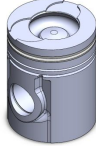




VOLVO		P821 006				Ø104,77			
     	 <b>Ø104,77</b> RC,OCP,T 6 Diesel Engine : <b>TD 71 A, ACE, AG, AGP, AP,APB,AW, FQ,FS,FSQ TD 71 E, FD, G / TDF 71 F / TID 71 A</b> R 6, 6700 cm <sup>3</sup> , 169 kW (230 PS), 15,5:1 Turbo, LLK, F 7 1985... / B 57 1985... TD 71, K R 6, 6700 cm <sup>3</sup> , Turbo, LLK, F 7 1985... / B 57 1985...	P821 006 000	STD	STD	R821 006 000	S821 006 000	L821 010 000 L821 011 001	STD Ø C :	K821 006 000 K821 006 001
	ST : 88,45 TB : 141,00 ØH : 65,00 Hz : -20,95 -9,50 Hx/y : -1,00 0,00 ØV : 50,50 50,50 Vz : -1,00 -1,00 T1 : 23,00	 45,00 x 85,00 x 22,00	R01  2,39 SR R06  3,16 SR R35  4,75 SR	Type : W Coating : Ø A : 117 Ø C : 127 H : 9,66 L : 259,5 F : 3,60	Montaj Yüksekliği + 0,20 / + 0,70				
C821 115 570 2x115,7*5,7 C821 115 570 1*115,7*5,7 C821 114 160 1*114*1,6									
VOLVO		P821 007				Ø104,77			
     	 <b>Ø104,77</b> RC,OCP,T 6 Diesel Engine : <b>TD 70 F, FS / TD 70 G, GA TD 71 / TID 70 G, GG / TWD 71 G</b> 6700 cm <sup>3</sup> 174 kw (236 PS) 08.1978...12.1985 / 6700 cm <sup>3</sup> 180 kw (245 PS) 1979...1985 6700 cm <sup>3</sup> 157 kw (213 PS) 08.1978...11.1987 6700 cm <sup>3</sup> 169 kw (230 PS)	P821 007 000	STD	STD	R821 007 000	S821 007 000	L821 012 000 L821 012 001	STD H : -2,03	K821 007 000 K821 007 001
	ST : 88,45 TB : 141,00 ØH : 60,00 Hz : -26,20 -14,85 Hx/y : -4,50 0,00 ØV : 50,50 50,50 Vz : -1,00 -1,00 T1 : 23,00	 45,00 x 85,00 x 22,00	R01  2,39 SR R06  3,16 SR R06  3,16 SR R35  4,75 SR	Type : W Coating : Ø A : 117 Ø C : 127 H : 11,66 L : 257 F : 0,73	Montaj Yüksekliği				
C821 144 160 1x144*1,6									

VOLVO									
VOLVO			P821 008			Ø104,77			
     	 <b>Ø104,77</b> RC,T 6 <b>Diesel Engine :</b> <b>TD 73 E, EA, EB,</b> <b>ES Euro 1</b> <b>TD 73 K</b> 6700 cm³ 169 kw (230 PS) FL 7 11.1991... TD 73 ES 6700 cm³ 191 kw (260 PS) FL 7-38, FL 7-52 11.1991...	P821 008 000	STD	STD	R821 008 000	S821 008 000	L821 013 000 L821 011 001	STD Ø C :	K821 008 000 K821 008 001
	ST : 88,45 TB : 132,45 ØH : 61,00 Hz : -20,10 -7,40 Hx/y : -2,00 -1,00 ØV : 45,70 41,85 Vz : -3,05 -2,05 T1 : 10,00	 45,00 x 82,00 x 22,00	R16  3,00 TR15° R06  2,50 SR R35  4,00 SR	Type : W Coating : Ø A : 117 Ø C : 127 H : 9,63 L : 259 F : 3,52	C821 115 570 2x115,7*5,7 C821 115 570 1x115,7*5,7 C821 114 160 1x114*1,6 C821 139 540 3x139,5*4	Montaj Yüksekliği			
VOLVO									
VOLVO			P821 009			Ø104,77			
     	 <b>Ø104,77</b> RC 6 <b>Diesel Engine :</b> <b>D 7 A 230, A 260,</b> <b>A 285, B 230, B</b> <b>260 Euro 2</b> 6700 cc 210 kW (285 PS) 18:1 FL7-290 1995-... B 7 F / FL 290 / FL 7 FL 7-230 / FS 218	P821 009 000	STD	STD	R821 009 000	S821 009 000	L821 014 000 L821 014 001	STD Ø C :	K821 009 000 K821 009 001
	ST : 88,55 TB : 132,55 ØH : 60,95 Hz : -20,25 -7,45 Hx/y : -2,00 -1,00 ØV : 46,00 42,00 Vz : -3,10 -2,10 T1 : 10,65	 45,00 x 82,00 x 22,00	R17  3,50 TR15° R08  2,50 SR R35  3,50 SR	Type : W Coating : Ø A : 117 Ø C : 127 H : 9,40 L : 256,80 F : 0,95	C821 115 570 2x115,7*5,7 C821 115 570 1x115,7*5,7 C821 114 160 1x114*1,6	Montaj Yüksekliği			






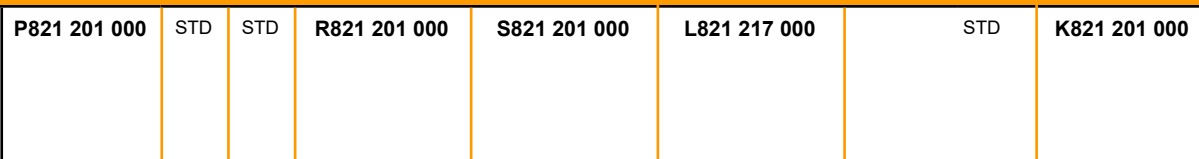




VOLVO		P821 010				Ø105,57			
   	 <p><b>Ø105,57</b></p> <p>4 Diesel Engine : <b>D 42 A</b></p>	P821 010 000	STD	STD	R821 010 000	S821 010 000	L821 015 000	STD	K821 010 000
	<p>ST : 84,10 TB : 135,10 ØH : 54,50 Hz : -23,10    -11,40 Hx/y : -5,00    0,00 ØV : Vz : T1 : 21,60</p>  <p>42,00 x 86,00 x 22,00</p>	<p>R01  2,39 SR R06  3,16 SR R06  3,16 R35  4,75</p> <p>Type : W Coating : Ø A : 118,00 Ø C : 127,50 H : 14,0 L : 245,0 F : 0,75</p>	Montaj Yüksekliği						
VOLVO		P821 011				Ø105,57			
   	 <p><b>Ø105,57</b></p> <p>RC 4 Diesel Engine : <b>SEE : 735 K05800</b></p>	P821 011 000	STD	STD	R821 011 000	S821 011 000	L821 015 000	STD	K821 011 000
	<p>ST : 84,10 TB : 135,10 ØH : 54,50 Hz : -23,10    -11,40 Hx/y : -5,00    0,00 ØV : Vz : T1 : 21,60</p>  <p>42,00 x 86,00 x 22,00</p>	<p>R01  2,39 SR R06  3,16 SR R06  3,16 SR R35  4,75 SR.R</p> <p>Type : W Coating : Ø A : 118,00 Ø C : 127,50 H : 14,0 L : 245,0 F : 0,75</p>	Montaj Yüksekliği						



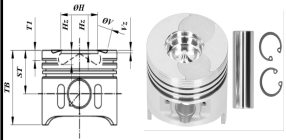



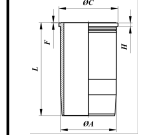







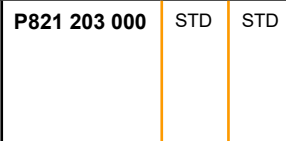
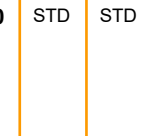
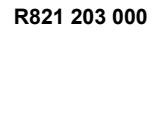

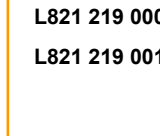







VOLVO				P821 012				Ø105,57	
 <p><b>Ø105,57</b></p>	<b>P821 012 000</b>	STD	STD	<b>R821 012 000</b>	<b>S821 012 000</b>				
	<b>ST :</b> 84,10 <b>TB :</b> 135,10 <b>ØH :</b> 54,50 <b>H<sub>z</sub> :</b> -23,10    -11,40 <b>H<sub>x/y</sub> :</b> -5,00    0,00 <b>ØV :</b> <b>V<sub>z</sub> :</b> <b>T1 :</b> 21,60			<b>R01</b>  2,39 SR <b>R06</b>  3,16 SR <b>R06</b>  3,16 SR <b>R35</b>  4,75 SR.R <b>R35</b>  4,75 SR.R					
	 <p>42,00 x 86,00 x 22,00</p>								Montaj Yüksekliği

VOLVO				P821 013				Ø107,00	
 <p><b>Ø107</b></p> <p>RC, OCP</p> <p>6</p> <p>Diesel Engine :  <b>TAD740GE</b>            R 6 Diesel, 7280 cm<sup>3</sup>, 220-251 kW (295-341 PS), 17,2:1 Turbo Einbaumotor 01/1998...2008  <b>TWD740GE</b>            R 6 Diesel, 7280 cm<sup>3</sup>, 217 kW (295 PS), 17,2:1 Turbo, LLK 01/1998...2008</p>	<b>P821 013 000</b>	STD	STD	<b>R821 013 000</b>	<b>S821 013 000</b>	<b>L821 016 000</b>	STD	<b>K821 013 000</b>	
	<b>ST :</b> 88,55 <b>TB :</b> 132,55 <b>ØH :</b> 61,00 <b>H<sub>z</sub> :</b> -22,06    -7,70 <b>H<sub>x/y</sub> :</b> 2,00    1,00 <b>ØV :</b> 45,50    41,75 <b>V<sub>z</sub> :</b> -3,00    -2,10 <b>T1 :</b> 13,00			<b>R17</b>  3,50 TR15° <b>R08</b>  2,50 SR <b>R35</b>  3,50 SR.R			<b>Type :</b> W <b>Coating :</b> <b>Ø A :</b> 117,00 <b>Ø C :</b> 129,40 <b>H :</b> 9,40 <b>L :</b> 256,80 <b>F :</b> 0,95		Montaj Yüksekliği
	 <p>47,00 x 85,00 x 21,00</p>								

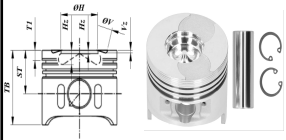


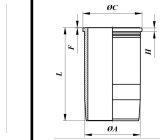








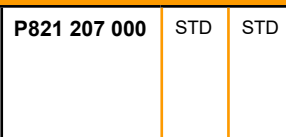
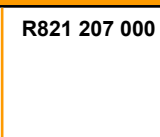

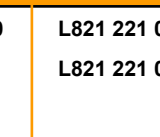
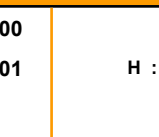
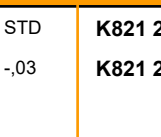
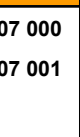








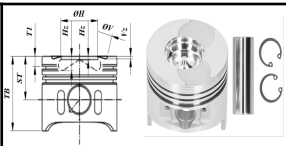

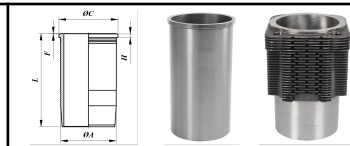

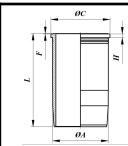


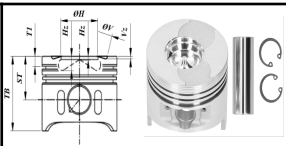

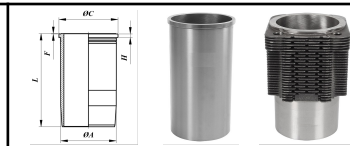

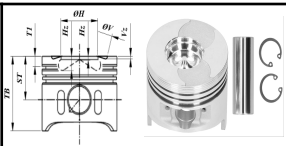

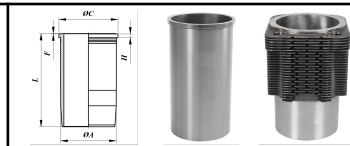

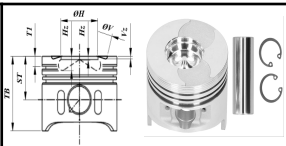

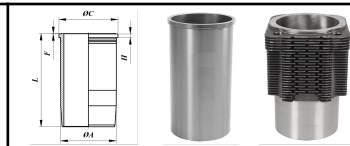

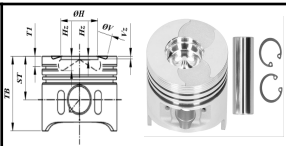

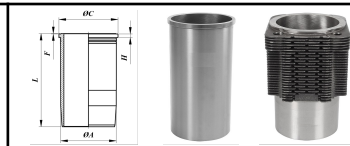

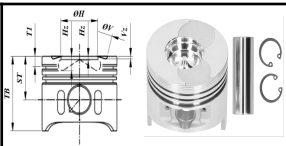

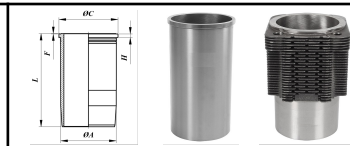

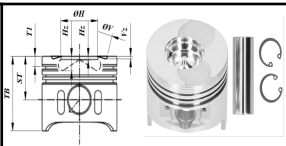

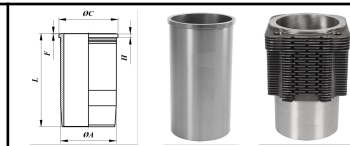

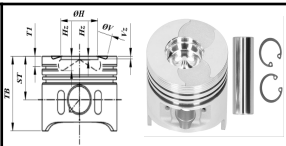

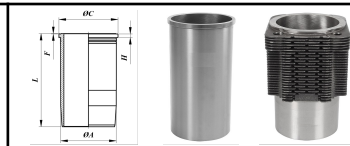

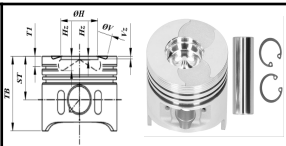

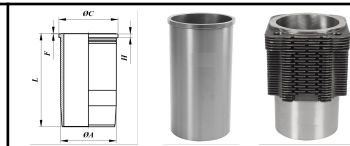

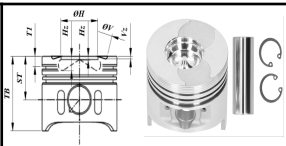

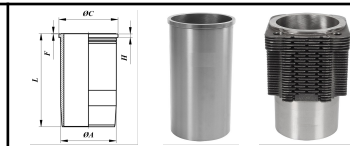

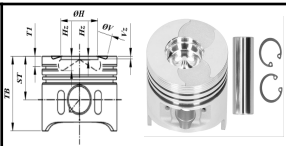

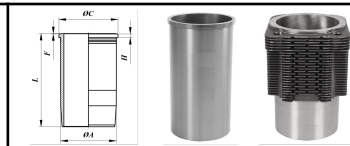

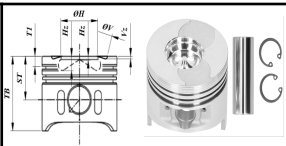

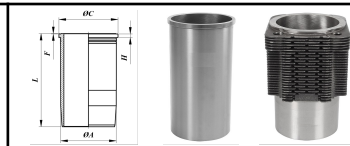

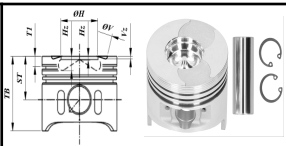

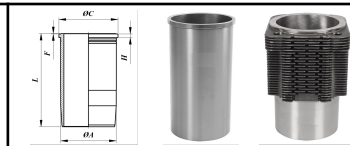

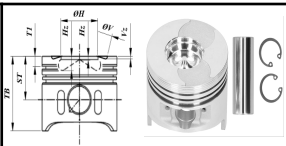

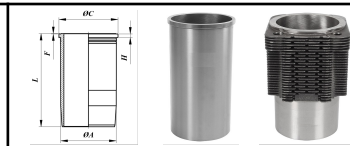

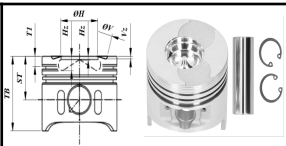

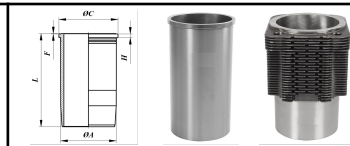

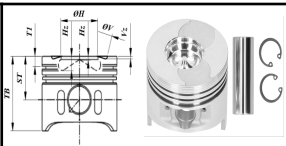

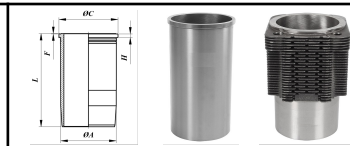

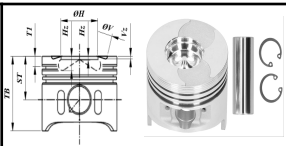

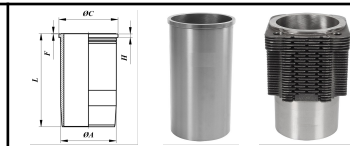

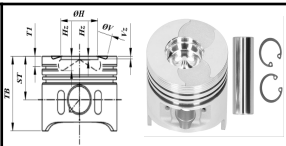

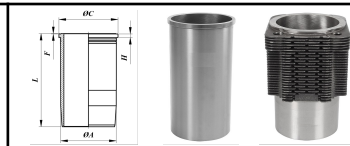

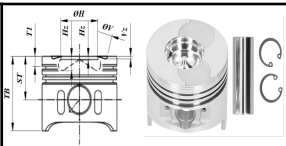

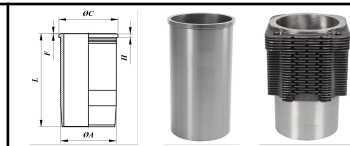

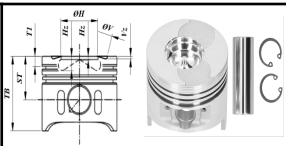

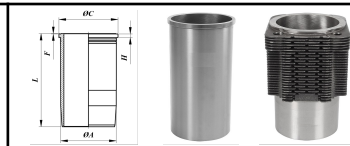

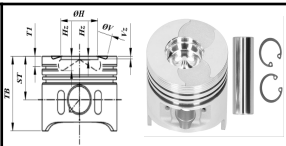

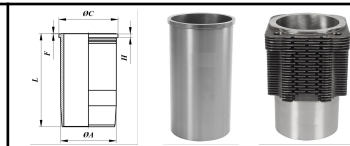

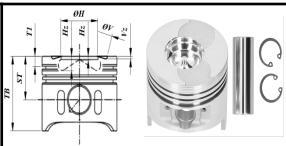

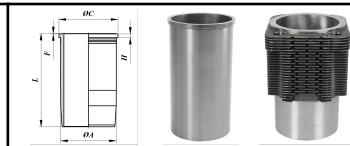

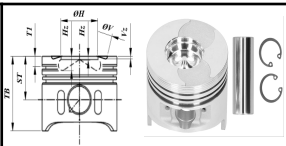

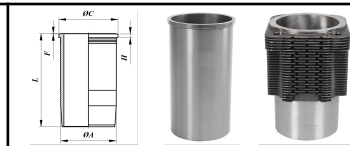

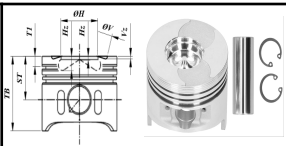

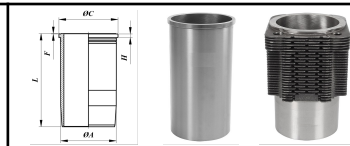

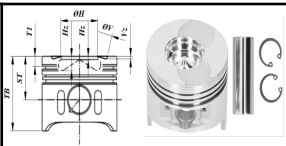

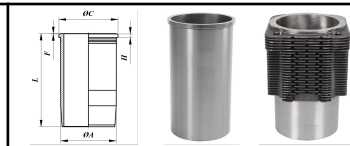

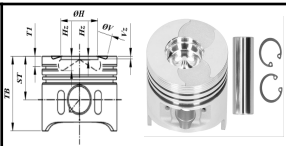

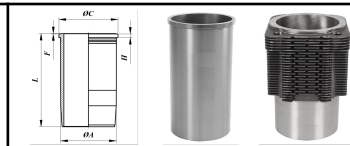

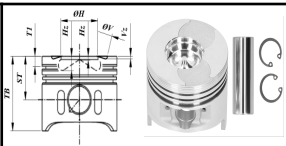

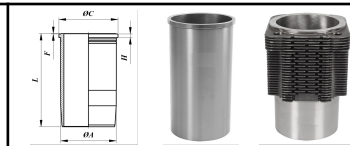

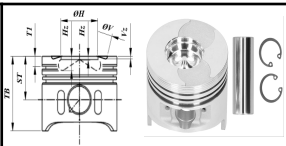

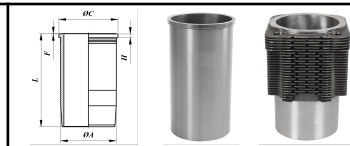

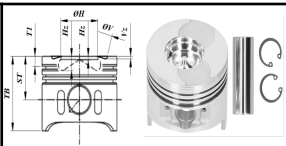

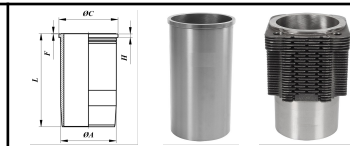

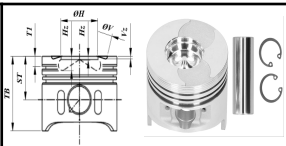

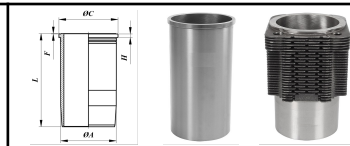

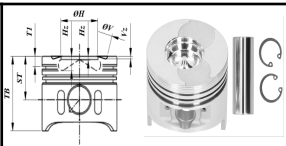

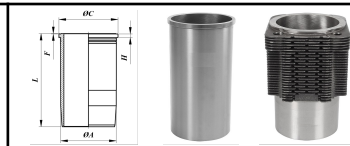

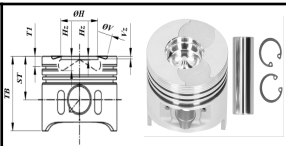

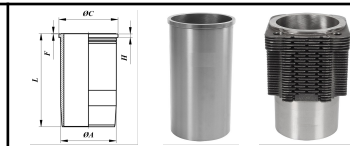

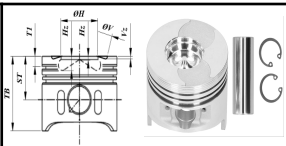

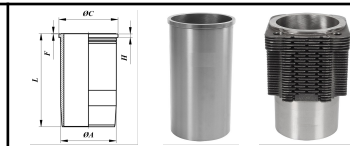

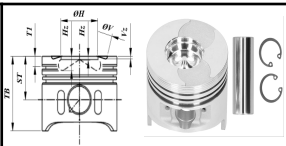

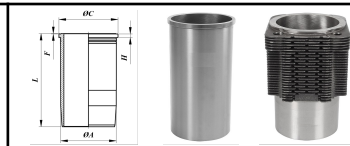

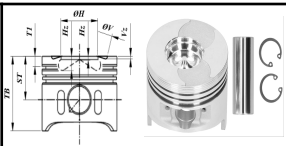

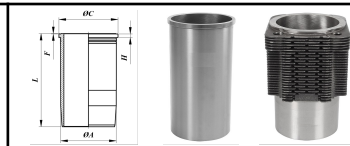

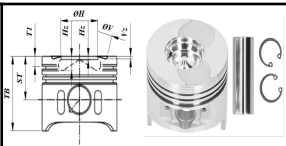

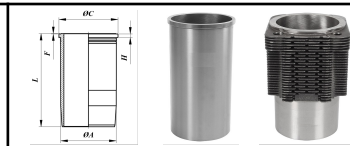

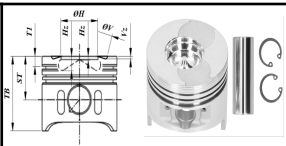

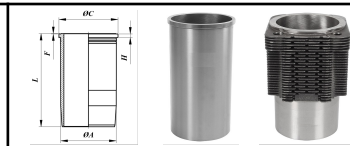

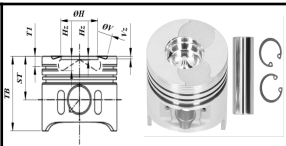

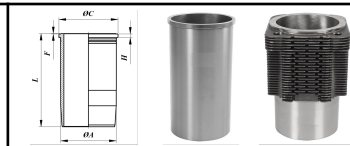

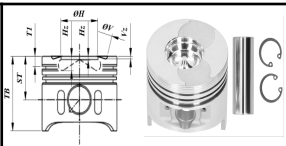

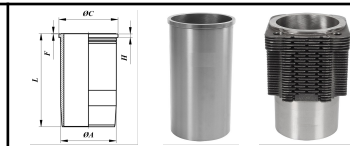

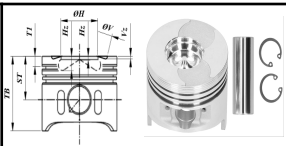

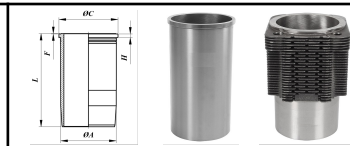

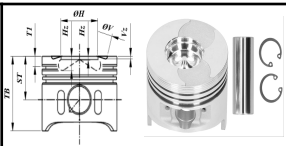

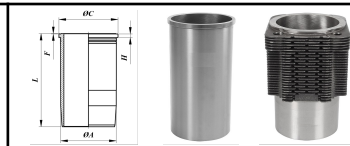

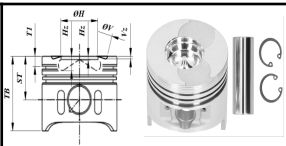

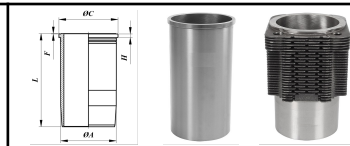

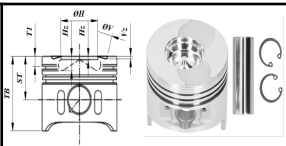

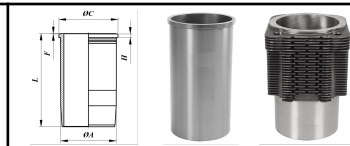

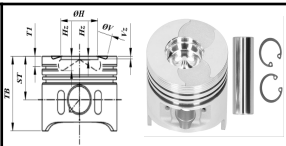

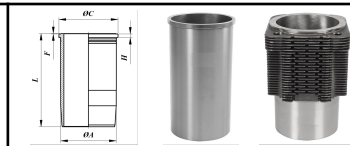

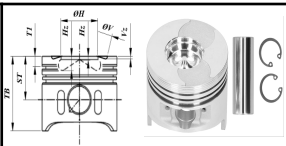

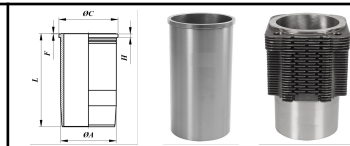

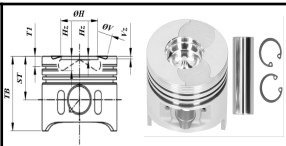

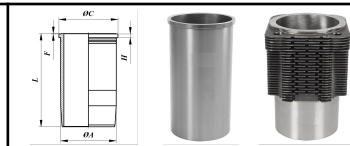

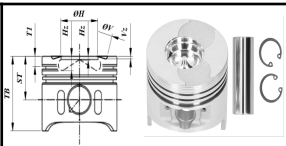

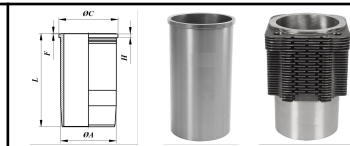

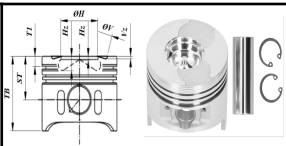

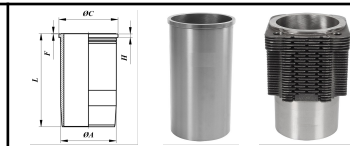

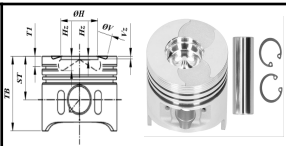

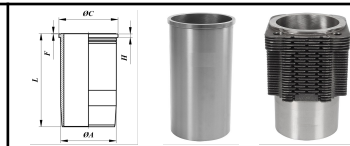

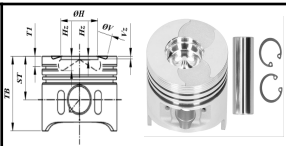

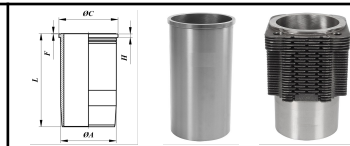

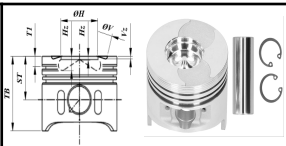

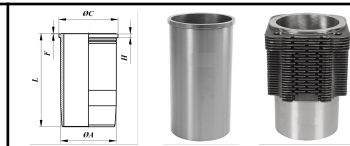

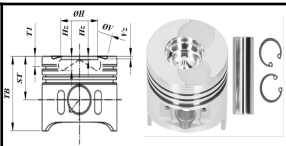

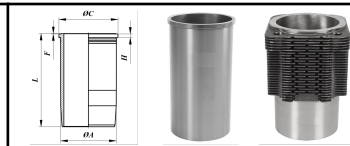

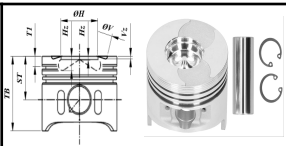

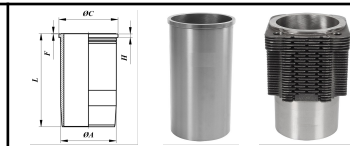

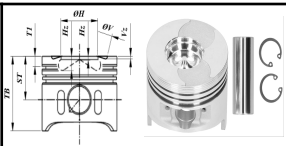

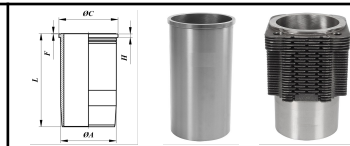

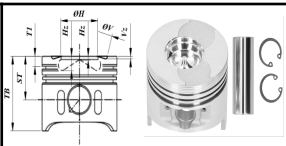

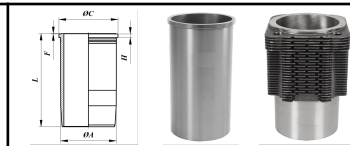

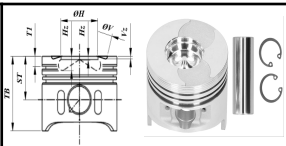

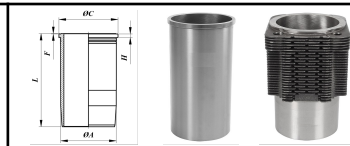

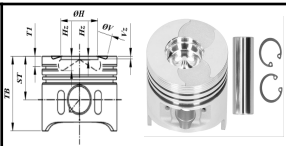

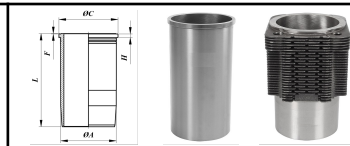

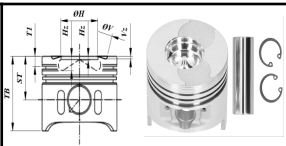

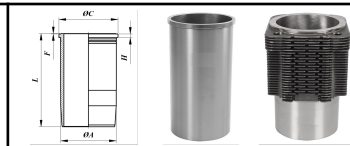

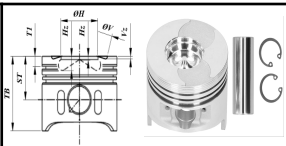

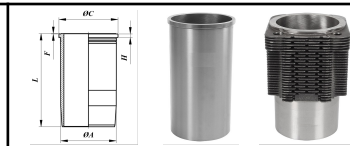

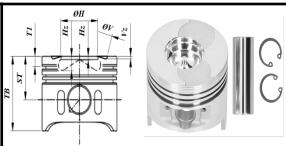

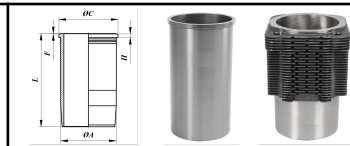

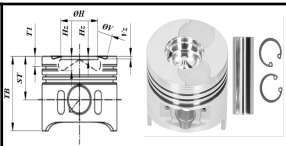

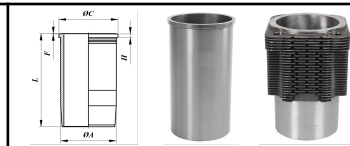

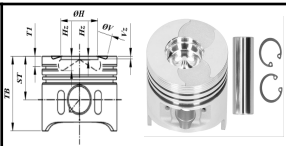

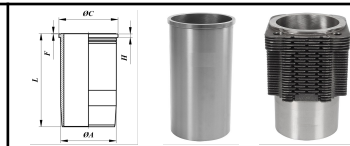

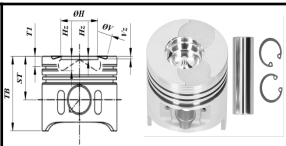

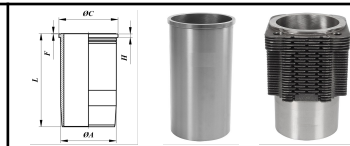

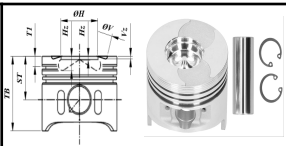

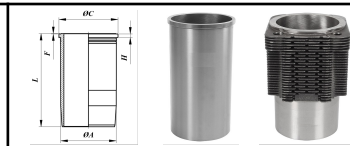

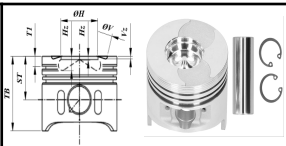

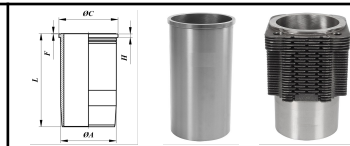

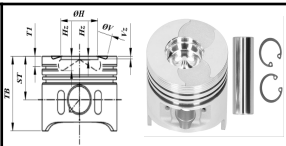

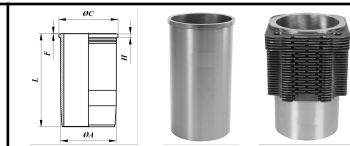

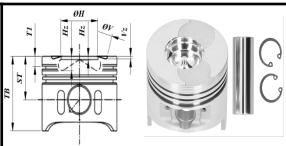

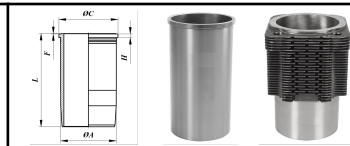

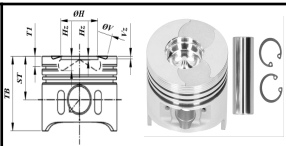

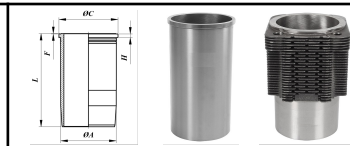

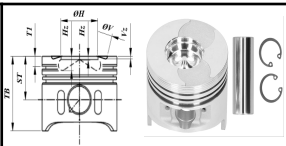

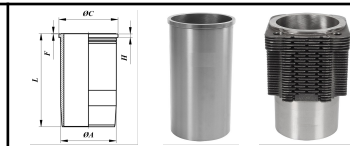

VOLVO								
VOLVO			P821 016			Ø108,00		
 <b>Ø108</b> RC,YP,T  Diesel Engine: <b>TDA 550</b> <b>Euro 2 GE - TDA 551 Euro 2 GE - TAD 750 GE - TAD 750 Euro 3 TAD 751 GE - TAD 760 Euro 3</b> 4 Cyl. 4760cc 76-93 Kw / 89 -111 Kw / 103-127 PS / 121 -152 PS 6 Cyl. 7150cc 114-146 Kw / 132-166 Kw - 155-199 PS / 180-226 PS	<b>P821 016 000</b>	STD	STD	<b>R821 016 000</b>	<b>S821 016 000</b>	<b>L200 024 001</b>	STD	<b>K821 016 000</b>
	ST : 71,10 TB : 108,00 ØH : 64,00 Hz : -19,60 -6,50 Hx/y : 3,50 -3,00 ØV : Vz : T1 : 12,60	<b>R16</b>  3,00 TR15° <b>R06</b>  2,00 SR <b>R35</b>  3,50 SR.R	Type : W Coating : P Ø A : 120,00 Ø C : 128,50 H : 9,00 L : 229,00 F : 1,1	<b>C200 112 300</b> 2 x 112,00*3,00	Montaj Yüksekliği			
 42,00 x 86,00 x 22,00								
VOLVO								
VOLVO			P821 201			Ø120,00		
 <b>Ø120</b> RC,OCP,YP,T 6  Diesel Engine: <b>FM 9</b> <b>FM 9 / 260-300-340 -380</b> <b>D 9 A260, A300, A340, A380 Euro 3</b> 9364 cm³ 4V 191-280 kW (260 -380 PS) 18,6:1	<b>P821 201 000</b>	STD	STD	<b>R821 201 000</b>	<b>S821 201 000</b>	<b>L821 217 000</b>	STD	<b>K821 201 000</b>
	ST : 85,45 TB : 129,95 ØH : 77,00 Hz : -14,60 -5,90 Hx/y : 0,00 0,00 ØV : Vz : T1 : 13,80	<b>R16</b>  4,00 TR15° <b>R06</b>  3,00 SR <b>R35</b>  3,00 SR.R	Type : W Coating : Ø A : 138,90 Ø C : 149,00 H : 11,20 L : 249,50 F : 0,85	<b>C821 128 500</b> 1x128*137*5 <b>C821 128 500</b> 1x128*137*5 <b>C821 132 240</b> 1x132,5*2,40	Montaj Yüksekliği			
 54,00 x 95,00 x 24,00								

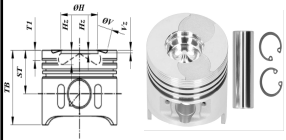


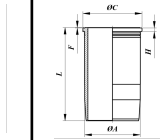







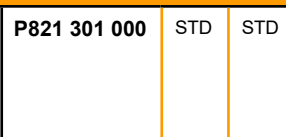
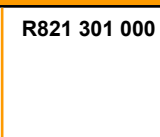
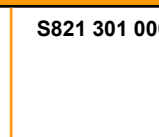
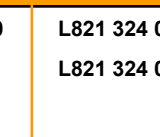
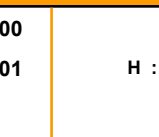







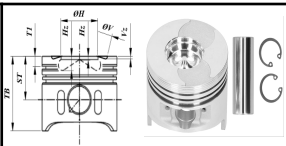


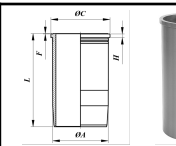












VOLVO		P821 202				Ø120,01			
      	 <p><b>Ø120,01</b></p> <p>RC,OCP,YP,T</p> <p>6</p> <p>Diesel Engine : D 9 B 310 / D 9 B 340 / D 9 B 300 / D 9 B 380</p> <p><b>D9B EURO5</b></p> <p>6 Cyl. 9400cc 191 kW (260 Hp) B9 Bus 20009 - ...</p>	P821 202 000	STD	STD	R821 202 000	S821 202 000	L821 218 000	STD	K821 202 000
	<p>ST : 85,45</p> <p>TB : 129,95</p> <p>ØH : 79,00</p> <p>Hz : -14,90 -6,00</p> <p>Hx/y : 0,00 0,00</p> <p>ØV : 42,00 42,00</p> <p>Vz : -1,00 -1,00</p> <p>T1 : 14,70</p>	<p>R17  3,50 TR15°</p> <p>R08  2,50 SR</p> <p>R35  3,00 SR.R</p>	<p>Type : W</p> <p>Coating :</p> <p>Ø A : 139</p> <p>Ø C : 149</p> <p>H : 11,2</p> <p>L : 250,05</p> <p>F : 0,85</p>	<p>Montaj Yüksekliği</p> <p>C821 132 580 1x132,8*5,8</p> <p>C821 132 580 1x132,8*5,8</p> <p>C821 132 240 1x132,5*2,4</p>					
 <p>54,00 x 95,00 x 24,00</p>									
VOLVO		P821 203				Ø120,64			
      	 <p><b>Ø120,64</b></p> <p>RC,S</p> <p>6</p> <p>Diesel Engine :</p> <p>TD 101 KC / TD 102 GB / THD 100 DD, EB, EC THD 100 DB, DC, E, EA, ED, EE, EK / THD 101 G, GB, GC, GD / THD 101 K, KB, KC, KE, MC</p> <p>R 6, 9600 cm<sup>3</sup>, 185 kW (252 PS), 15:1 Turbo, L 160</p> <p>R 6, 9600 cm<sup>3</sup>, 203 - 228 kW (276 - 310 PS), 15:1 Turbo, LLK, B 10 M , C 10 M 1981...</p>	P821 203 000	STD	STD	R821 203 000	S821 203 000	L821 219 000 L821 219 001	STD	K821 203 000 K821 203 001
	<p>ST : 109,40</p> <p>TB : 166,40</p> <p>ØH : 74,00</p> <p>Hz : -22,20 -8,90</p> <p>Hx/y : -4,00 0,00</p> <p>ØV : 54,60 58,60</p> <p>Vz : -1,90 -1,90</p> <p>T1 : 32,70</p>	<p>R01  2,39 SR</p> <p>R07  3,16 SR</p> <p>R35  4,75 SR.R</p>	<p>Type : W</p> <p>Coating :</p> <p>Ø A : 134</p> <p>Ø C : 147</p> <p>H : 11,52</p> <p>L : 296,5</p> <p>F : 3,50</p>	<p>Montaj Yüksekliği</p> <p>C821 132 580 1x132,8*5,8</p> <p>C821 132 580 1x132,8*5,8</p> <p>C821 132 160 1x132,5*1,6</p>					
 <p>52,00 x 106,00 x 25,00</p>									

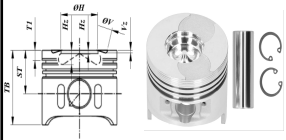


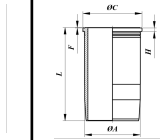



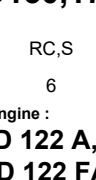










VOLVO		P821 206				Ø120,64			
      	 <p><b>Ø120,64</b></p> <p>RC 6</p> <p>Diesel Engine :</p> <p><b>D 10 Euro2 A245, A310, A320, B320, C320</b></p> <p><b>DH 10 Euro2 A245, A285, A340, A350</b></p> <p><b>GH 10 Euro2 A180, B210</b></p> <p>6-Cyl. 9600 cc. 180-257 kW, (245-350 PS)</p>	P821 206 000	STD	STD	R821 206 000	S821 206 000	L821 220 000	STD	K821 206 000
	<p>ST : 92,50</p> <p>TB : 137,50</p> <p>ØH : 64,00</p> <p>Hz : -20,50    -7,00</p> <p>Hx/y : -5,00    0,00</p> <p>ØV : 54,00    58,50</p> <p>Vz : -2,00    -2,50</p> <p>T1 : 14,70</p>	<p>R17  4,00 TR15°</p> <p>R08  3,16 SR</p> <p>R35  4,75 SR</p>	<p>Type : W</p> <p>Coating :</p> <p>Ø A : 133,86</p> <p>Ø C : 147</p> <p>H : 11,53</p> <p>L : 287,25</p> <p>F : 3,47</p>	<p>Montaj Yüksekliği</p>					
 <p>52,00 x 98,00 x 25,00</p>									
VOLVO		P821 207				Ø120,65			
      	 <p><b>Ø120,65</b></p> <p>RC,S 6</p> <p>Diesel Engine :</p> <p><b>TD 100 A, AG, AHC, ARC, HC</b></p> <p><b>THD 100 D / THD 101 B / TMD 100 A, D</b></p> <p>R 6, 9600 cm<sup>3</sup>, 169 - 191 kW (230 - 260 PS), 17:1 stroke 140mm, Turbo</p> <p>B 59 1975...1982 / B 58 1975...1982 / 300 CH 1975...1982 / 400 CH 1975...1982 / B 10 1975...1982 / NB88,NF88,N10 1965...1975</p>	P821 207 000	STD	STD	R821 207 000	S821 207 000	L821 221 000 L821 221 001	STD H : -,03	K821 207 000 K821 207 001
	<p>ST : 109,45</p> <p>TB : 166,45</p> <p>ØH : 71,00</p> <p>Hz : -27,65    -15,35</p> <p>Hx/y : -4,00    0,00</p> <p>ØV : 55,40    57,75</p> <p>Vz : -1,00    -1,30</p> <p>T1 : 26,40</p>	<p>R01  2,39 SR</p> <p>R06  3,16 SR</p> <p>R06  3,16 SR</p> <p>R35  4,75 SR</p>	<p>Type : W</p> <p>Coating :</p> <p>Ø A : 134</p> <p>Ø C : 147</p> <p>H : 11,77</p> <p>L : 294</p> <p>F : 0,8</p>	<p>Montaj Yüksekliği</p> <p>- 0,50 / + 0,20</p>					
 <p>52,00 x 106,00 x 25,00</p>						<p>C821 132 580 1x132,8*5,8</p> <p>C821 132 580 1x132,8*5,8</p> <p>C821 132 160 1x132,5*1,6</p>			

VOLVO										
VOLVO P821 208 Ø120,65										
   	  	   	   	   	   	   	   	   	   	   
   	   	   	   	   	   	   	   	   	   	   
   	   	   	   	   	   	   	   	   	   	
   	   	   	   	   	   	   	   	   	   	
   	   	   	   	   	   	   	   	   	   	
   	   	   	   	   	   	   	   	   	   	
   	   	   	   	   	   	   	   			


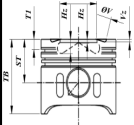



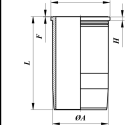













VOLVO		P821 210				Ø120,65			
     	 <b>Ø120,65</b> RC 6 Diesel Engine : <b>THD 101 / THD 102</b> <b>KB Euro 1</b> <b>THD 102 KA /</b> <b>THD 102 KJ</b> <b>THD 102 KF /</b> <b>THD 102 KS</b> R 6, 9600 cm <sup>3</sup> , 15:1 stroke 140mm, Turbo, LLK, Stationary engine / R 6, 9600 cm <sup>3</sup> , 210 kW (286 PS), 16:1 Turbo, LLK, B 10 M 1987...	P821 210 000	STD	STD	R821 210 000	S821 210 000	L821 223 000	STD	K821 210 000
	ST : 109,40 TB : 166,40 ØH : 76,00 Hz : -20,40 -9,30 Hx/y : -4,00 0,00 ØV : 55,40 57,70 Vz : -1,90 -1,90 T1 : 32,70	 52,00 x 106,00 x 25,00	R01  2,39 SR R07  3,16 SR R35  4,75 SR	Type : W Coating : Ø A : 134 Ø C : 147 H : 11,52 L : 296,5 F : 3,50	Montaj Yüksekliği				
VOLVO		P821 301				Ø130,18			
    	 <b>Ø130,175</b> RC,S 6 Diesel Engine : <b>TD 120 A</b> <b>TAMD 120 A /</b> <b>TMD 120 A</b> R 6, 12000 cm <sup>3</sup> , 225 - 243 kW (306 - 330 PS), 15:1 stroke 150mm, Turbo, N 12 1977...1981 / CH 230 1977...1981 R 6, 12000 cm <sup>3</sup> , 243 kW (330 PS), 15:1 stroke 150mm, Turbo, F 89 1970...1975 / N 12 1970...1975 / TD 120	P821 301 000	STD	STD	R821 301 000	S821 301 000	L821 324 000 L821 324 001	STD H : -3	K821 301 000 K821 301 001
	ST : 114,20 TB : 175,20 ØH : 75,00 Hz : -31,55 -18,40 Hx/y : -4,00 0,00 ØV : 52,00 56,00 Vz : -1,90 -1,90 T1 : 34,50	 55,00 x 114,00 x 28,00	R01  2,39 SR R07  3,16 SR R35  4,75 SR.R	Type : W Coating : Ø A : 143,9 Ø C : 157,6 H : 13,52 L : 311 F : 0,7	Montaj Yüksekliği - 0,05 / + 0,45				
							C821 132 580 1x132,8*5,8 C821 132 580 1x132,8*5,8 C821 132 240 1x132,5*2,4		

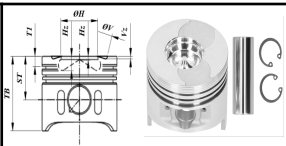


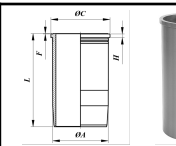







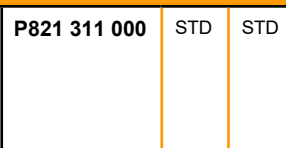

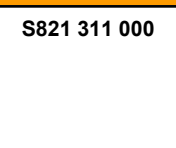
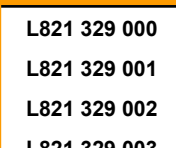
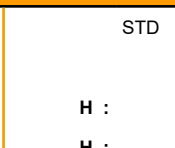






VOLVO									
VOLVO		P821 302					Ø130,18		
     	 <b>Ø130,175</b> RC,S 6 Diesel Engine : <b>TAMD 120 AK, B, BCC, C, E / TD 120 F, FA, FB, FC, FTQ / TD 120 G, GA / TD 121 F, FD, FE, FF, GG TD 121 FH, FK, GD / TD 122 GB, KBE / TMD 121 A, C</b> <small>R 6, 12000 cm³, 226 - 265 kW (308 - 360 PS), 14,2:1 Turbo, LLK, (1980...1984) F 12 1980...1984 / CH 230 T 1980...1984 / R 6, 12000 cm³, 243 - 283 kW (330 - 385 PS), 14,2:1 Turbo, LLK, N 12 1984...1988 / F 12 1984...1988</small>	<b>P821 302 000</b> <b>P821 302 000</b>	STD <b>STD</b>	STD <b>STD</b>	<b>R821 302 000</b> <b>R821 302 000</b>	<b>S821 302 000</b> <b>S821 302 000</b>	<b>L821 325 000</b> <b>L821 325 001</b> <b>L821 325 002</b> <b>L821 325 003</b> <b>L821 325 004</b>	STD H : -3 F : ,06 F : ,06 H : -3	<b>K821 302 000</b> <b>K821 302 001</b> <b>K821 302 002</b> <b>K821 302 003</b> <b>K821 302 004</b>
	ST : 114,20 TB : 175,20 ØH : 79,00 Hz : -27,90 -15,00 Hx/y : -4,00 1,00 ØV : 56,00 52,00 Vz : -2,60 -2,60 T1 : 34,50	 55,00 x 114,00 x 28,00	<b>R01</b>  2,39 SR <b>R07</b>  3,16 SR <b>R35</b>  4,75 SR.R	Type : W Coating : Ø A : 143,9 Ø C : 157,6 H : 13,52 L : 311 F : 0,7	<b>Montaj Yüksekliği</b> - 0,05 / + 0,45				
<b>P821 303 000</b>	STD	STD	<b>R821 303 000</b>	<b>S821 303 000</b>	<b>L821 325 000</b> <b>L821 325 001</b> <b>L821 325 002</b> <b>L821 325 003</b> <b>L821 325 004</b>	STD H : -3 F : ,06 F : ,06 H : -3	<b>K821 303 000</b> <b>K821 303 001</b> <b>K821 303 002</b> <b>K821 303 003</b> <b>K821 303 004</b>		
 <b>Ø130,175</b> RC 6 Diesel Engine : <b>TAMD 120 AK, B, BCC, C, E / TD 120 F, FA, FB, FC, FTQ / TD 120 G, GA / TD 121 F, FD, FE, FF, GG TD 121 FH, FK, GD / TD 122 GB, KBE / TMD 121 A, C</b> <small>R 6, 12000 cm³, 226 - 265 kW (308 - 360 PS), 14,2:1 Turbo, LLK, (1980...1984) F 12 1980...1984 / CH 230 T 1980...1984 / R 6, 12000 cm³, 243 - 283 kW (330 - 385 PS), 14,2:1 Turbo, LLK, N 12 1984...1988 / F 12 1984...1988</small>	<b>P821 303 000</b>	STD	STD	<b>R821 303 000</b>	<b>S821 303 000</b>	<b>L821 325 000</b> <b>L821 325 001</b> <b>L821 325 002</b> <b>L821 325 003</b> <b>L821 325 004</b>	STD H : -3 F : ,06 F : ,06 H : -3	<b>Montaj Yüksekliği</b> - 0,05 / + 0,45	
ST : 114,20 TB : 175,20 ØH : 79,00 Hz : -27,90 -15,00 Hx/y : -4,00 1,00 ØV : 56,00 52,00 Vz : -2,60 -2,60 T1 : 34,75	 55,00 x 114,00 x 28,00	<b>R16</b>  3,50 TR15° <b>R07</b>  3,16 SR <b>R35</b>  4,75 SR.R	Type : W Coating : Ø A : 143,9 Ø C : 157,6 H : 13,52 L : 311 F : 0,7	<b>Montaj Yüksekliği</b> - 0,05 / + 0,45					

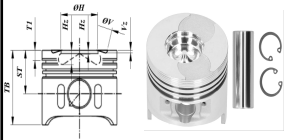


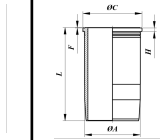







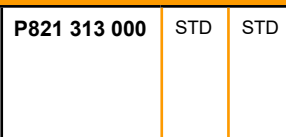


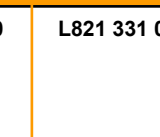

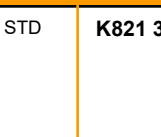





VOLVO		P821 304				Ø130,18			
     	 <b>Ø130,175</b> RC,S 6 Diesel Engine : <b>TAMD 122 A, AF</b> <b>/ TD 122 FA, FK,</b> <b>FR, FS, GA, GH,</b> <b>KE</b> <b>TID 121 FG /</b> <b>TMD 122 A</b> R 6, 12000 cm³, 247 - 331 kW (336 - 450 PS), 15:1 Turbo, LLK, Marine engine TD 122 F, R 6, 12000 cm³, 262 kW (356 PS), 15:1 Turbo, LLK, F 12, 1987... / L 180 K - 1987... TID 121 FG, R 6, 12000 cm³, 13,3:1 Turbo, LLK, Industrial engine TD 122 OLD	P821 304 000	STD	STD	R821 304 000	S821 304 000	L821 326 000 L821 326 001 L821 326 002	STD L : -2 -143,9	K821 304 000 K821 304 001 K821 304 002
	 55,00 x 114,00 x 28,00	ST : 114,20 TB : 175,20 ØH : 79,00 Hz : -25,40 -11,00 Hx/y : -4,00 0,00 ØV : 56,00 52,00 Vz : -2,60 -2,60 T1 : 34,50	R01  2,39 SR R07  3,16 SR R35  4,75 SR.R	Type : W Coating : Ø A : 143,9 Ø C : 157,6 H : 10,52 L : 313 F : 3,3	Montaj Yüksekliği + 0,50 / + 0,45				
 <b>Ø130,175</b> RC 6 Diesel Engine : <b>TAMD 122 A, AF</b> <b>/ TD 122 FA, FK,</b> <b>FR, FS, GA, GH,</b> <b>KE</b> <b>TID 121 FG /</b> <b>TMD 122 A</b> R 6, 12000 cm³, 247 - 331 kW (336 - 450 PS), 15:1 Turbo, LLK, Marine engine TD 122 F, R 6, 12000 cm³, 262 kW (356 PS), 15:1 Turbo, LLK, F 12, 1987... / L 180 K - 1987... TID 121 FG, R 6, 12000 cm³, 13,3:1 Turbo, LLK, Industrial engine TD 122 OLD		P821 305 000	STD	STD	R821 305 000	S821 305 000	L821 326 000 L821 326 001 L821 326 002	STD L : -2 -143,9	K821 305 000 K821 305 001 K821 305 002
 55,00 x 114,00 x 28,00		ST : 114,20 TB : 175,20 ØH : 79,00 Hz : -25,40 -11,00 Hx/y : -4,00 0,00 ØV : 56,00 52,00 Vz : -2,60 -2,60 T1 : 34,75	R16  3,50 TR15° R07  3,16 SR R35  4,75 SR.R	Type : W Coating : Ø A : 143,9 Ø C : 157,6 H : 10,52 L : 313 F : 3,3	Montaj Yüksekliği				



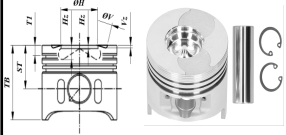



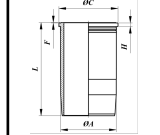









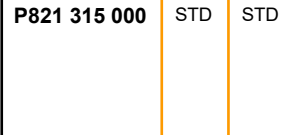
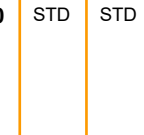
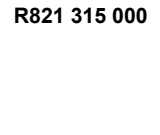






VOLVO		P821 308				Ø130,18		
        	<b>P821 308 000</b>	STD	STD	<b>R821 308 000</b>	<b>S821 308 000</b>			
	 <p><b>Ø130,175</b></p>	<b>ST :</b> 114,55 <b>TB :</b> 149,85 <b>ØH :</b> 78,90 <b>Hz :</b> -21,04    -11,25 <b>Hx/y :</b> -4,00    0,00 <b>ØV :</b> 66,50    62,50 <b>Vz :</b> -2,30    -2,30 <b>T1 :</b> 9,65	<b>R17</b>  3,50 TR15° <b>R04</b>  3,16 SR <b>R35</b>  4,75 SR.R					
	 <p>55,00 x 105,00 x 26,00</p>							Montaj Yüksekliği
VOLVO		P821 309				Ø130,18		
 <p><b>Ø130,175</b></p>	<b>P821 309 000</b>	STD	STD	<b>R821 309 000</b>	<b>S821 309 000</b>			
	<b>ST :</b> 114,55 <b>TB :</b> 159,55 <b>ØH :</b> 78,90 <b>Hz :</b> -21,04    -11,25 <b>Hx/y :</b> -4,00    0,00 <b>ØV :</b> 66,50    62,50 <b>Vz :</b> -2,30    -2,30 <b>T1 :</b> 9,65	<b>R17</b>  3,50 TR15° <b>R04</b>  3,16 SR <b>R35</b>  4,75 SR.R						
	 <p>55,00 x 105,00 x 26,00</p>							Montaj Yüksekliği





VOLVO									
VOLVO			P821 310			Ø130,18			
     	 <p><b>Ø130,18</b></p> <p>RC,S</p> <p>6</p> <p>Diesel Engine :</p> <p><b>TAMD 122 D,</b> R 6, 11979 cm³, Turbo, LLK, Marine engine</p> <p><b>TID 121 B / TID</b> <b>121 KG / TID 121</b> <b>KP / TID 121 LG /</b> <b>TID 121 LP / TID</b> <b>121 P / TWD 121 G,</b> R 6, 11979 cm³, 217 - 305 kW (295 - 415 PS), 13,3:1 Turbo, LLK, Stationary engine 1988... / Industrial engine 1988...</p>	<b>P821 310 000</b>	STD	STD	<b>R821 310 000</b>	<b>S821 310 000</b>	<b>L821 328 000</b> <b>L821 328 001</b>	STD L :	<b>K821 310 000</b> <b>K821 310 001</b>
	<p>ST : 114,20</p> <p>TB : 172,20</p> <p>ØH : 83,00</p> <p>Hz : -27,05    -16,00</p> <p>Hx/y : -4,00    0,00</p> <p>ØV : 61,00    65,00</p> <p>Vz : -2,50    -2,50</p> <p>T1 : 28,70</p>	<p><b>R16</b>  3,50 TR15°</p> <p><b>R06</b>  3,16 SR</p> <p><b>R35</b>  4,75 SR.R</p>	<p>Type : W</p> <p>Coating :</p> <p>Ø A : 143,9</p> <p>Ø C : 157,6</p> <p>H : 10,52</p> <p>L : 311</p> <p>F : 0,7</p>	<p><b>C821 145 150</b> 1x145*1,5</p> <p><b>C821 143 570</b> 2x143*5,7</p> <p><b>C821 143 570</b> 1x143*5,7</p>	<p>Montaj Yüksekliği</p> <p>+ 0,05 / + 0,45</p>				
 <p>55,00 x 114,00 x 28,00</p>									
VOLVO									
VOLVO			P821 311			Ø130,18			
     	 <p><b>Ø130,18</b></p> <p>RC,S</p> <p>6</p> <p>Diesel Engine :</p> <p><b>TAD 121 CHC,</b> R 6, 11975 cm³, 238 kW (324 PS), Marine engine</p> <p><b>TAMD 121 D /</b> <b>TAMD 121 C,</b> R 6, 11975 cm³, 217 - 309 kW (295 - 420 PS), 14,2:1 Turbo, Marine engine 1983...1988</p> <p><b>TAD 120 BHC /</b> <b>TAMD 120 B /</b> <b>TD 120 D / TD</b> <b>120 C / TD 120</b> <b>E,</b></p>	<b>P821 311 000</b>	STD	STD	<b>R821 311 000</b>	<b>S821 311 000</b>	<b>L821 329 000</b> <b>L821 329 001</b> <b>L821 329 002</b> <b>L821 329 003</b> <b>L821 329 004</b>	STD H : H : H :	<b>K821 311 000</b> <b>K821 311 001</b> <b>K821 311 002</b> <b>K821 311 003</b> <b>K821 311 004</b>
	<p>ST : 114,20</p> <p>TB : 175,20</p> <p>ØH : 83,00</p> <p>Hz : -27,62    -13,50</p> <p>Hx/y : -7,50    0,00</p> <p>ØV : 65,00    62,00</p> <p>Vz : -2,50    -2,50</p> <p>T1 : 28,10</p>	<p><b>R01</b>  2,39 SR</p> <p><b>R07</b>  3,16 SR</p> <p><b>R35</b>  4,75 SR</p>	<p>Type : W</p> <p>Coating :</p> <p>Ø A : 143,9</p> <p>Ø C : 157,6</p> <p>H : 10,52</p> <p>L : 311</p> <p>F : 0,7</p>	<p><b>C821 132 580</b> 1x132,8*5,8</p> <p><b>C821 132 580</b> 1x132,8*5,8</p> <p><b>C821 132 240</b> 1x132,5*2,4</p>	<p>Montaj Yüksekliği</p> <p>- 0,05 / + 0,45</p>				
 <p>55,00 x 114,00 x 28,00</p>									

VOLVO		P821 312				Ø130,18			
     	 <p><b>Ø130,18</b></p> <p>RC 6</p> <p>Diesel Engine : <b>TD 122 FH, / TD 122 FL, / TD 122 KHD, / TD 122 F (USA)</b>, R 6, 12000 cm<sup>3</sup>, 272 kW (370 PS), 16:1 Turbo, LLK, F 12 08.87-12.1994 TD 122 NEW</p>	P821 312 000	STD	STD	R821 312 000	S821 312 000	L821 330 000 L821 330 001	STD L :	K821 312 000 K821 312 001
	<p>ST : 114,20</p> <p>TB : 175,20</p> <p>ØH : 79,00</p> <p>Hz : -24,12    -9,40</p> <p>Hx/y : -4,00    0,00</p> <p>ØV : 56,00    52,00</p> <p>Vz : -2,60    -2,60</p> <p>T1 : 30,35</p>	<p>R01  2,39 SR</p> <p>R07  3,16 SR</p> <p>R35  4,75 SR.R</p>	<p>Type : W</p> <p>Coating :</p> <p>Ø A : 143,9</p> <p>Ø C : 157,6</p> <p>H : 10,52</p> <p>L : 311</p> <p>F : 0,7</p>		<p>Montaj Yüksekliği</p>				
 <p>55,00 x 114,00 x 28,00</p>									
VOLVO		P821 313				Ø131,00			
     	 <p><b>Ø131</b></p> <p>RC,EP,YP,T 6</p> <p>Diesel Engine : <b>D 12 D Euro 3 C340,C380,C420, D340,D380,D420</b> R6 Diesel, 12100cc 279 kW (380 PS), 18,5:1 Turbo, LLK FH12 1997...</p>	P821 313 000	STD	STD	R821 313 000	S821 313 000	L821 331 000	STD	K821 313 000
	<p>ST : 87,46</p> <p>TB : 137,40</p> <p>ØH : 89,00</p> <p>Hz : -17,14    -6,15</p> <p>Hx/y : 0,00    0,00</p> <p>ØV :</p> <p>Vz :</p> <p>T1 : 11,40</p>	<p>R16  4,00 TR15°</p> <p>R08  3,00 SR</p> <p>R35  4,00 SR.R</p>	<p>Type : W</p> <p>Coating :</p> <p>Ø A : 144,00</p> <p>Ø C : 159,60</p> <p>H : 11,2</p> <p>L : 273,00</p> <p>F : 0,90</p>		<p>Montaj Yüksekliği</p> <p>+ 0,15 / + 0,65</p>				
 <p>55,00 x 107,00 x 25,00</p>							<p>C821 142 580 1x142,8*5,8</p> <p>C821 142 580 2*142,8*5,8</p> <p>C821 141 240 1x141*2,4</p>		










VOLVO		P821 314				Ø131,00		
      	<b>P821 314 000</b>	STD	STD	<b>R821 314 000</b>	<b>S821 314 000</b>	<b>L821 332 000</b>	STD	<b>K821 314 000</b>
	 <p><b>Ø131</b></p> <p>RC,OCP,YP,T 6</p> <p>Diesel Engine : <b>D 13 A 400 Euro 4/5</b> <b>D 13 A 440 Euro 4/5</b></p> <p>R6 Diesel, 12800cc 264-294-323 -353 kW (360-400-440 Ps) FH, FM 2005 - 2007... / FH 400 - FH 440 / FM 400 - FM 440</p>	<p>ST : 84,15</p> <p>TB : 130,70</p> <p>ØH : 89,00</p> <p>H<sub>z</sub> : -18,20 -7,00</p> <p>H<sub>x/y</sub> : 0,00 0,00</p> <p>ØV :</p> <p>V<sub>z</sub> :</p> <p>T1 : 14,20</p>	<p><b>R16</b>  3,50 TR15°</p> <p><b>R08</b>  2,50 SR</p> <p><b>R35</b>  3,00 SR.R</p>	<p>Type : W</p> <p>Coating :</p> <p>Ø A : 144,00</p> <p>Ø C : 159,60</p> <p>H : 11,2</p> <p>L : 261,80</p> <p>F : 0,90</p>	<p>Montaj Yüksekliği</p> <p>+ 0,10 / + 10,10</p>			
 <p>58,00 x 104,00 x 28,00</p>	<p><b>C821 142 580</b> 1x142,8*5,8</p> <p><b>C821 142 580</b> 2x142,8*5,8</p> <p><b>C821 141 240</b> 1x141*2,4</p>							











VOLVO		P821 315				Ø131,01		
      	<b>P821 315 000</b>	STD	STD	<b>R821 315 000</b>	<b>S821 315 000</b>			
	 <p><b>Ø131,01</b></p>	<p>ST : 87,40</p> <p>TB : 125,00</p> <p>ØH : 89,00</p> <p>H<sub>z</sub> : -17,14 -6,23</p> <p>H<sub>x/y</sub> : 0,00 0,00</p> <p>ØV :</p> <p>V<sub>z</sub> : 0,00 0,00</p> <p>T1 : 14,92</p>	<p>4,00 TR15°</p> <p>3,00 SR</p> <p>4,00 SR.R</p>					<p>Montaj Yüksekliği</p>
 <p>55,00 x 107,00 x 26,00</p>								

VOLVO		P821 316				Ø131,01		
 <p><b>Ø131,01</b></p> <p>AP,YP,T</p> <p>6</p> <p><b>Diesel Engine :</b></p> <p><b>D 12 B,</b> R 6 Diesel, 12100cc, 330 kW (440 PS), 18,5:1 Turbo, LLK FH 12 1997... Einbaumotor</p> <p><b>D 12 C, Euro 3</b> R 6 Diesel, 12100cc, 309-368 kW (420-500 PS), 18,5:1 Turbo, LLK FH 12 1997... Einbaumotor</p> <p><b>D 12 D.420 460, 500, Euro 3</b> R 6 Diesel, 12100cc, 309, 338, 368 kW (420, 460, 500 PS), 18,5:1 Turbo, LLK FH 12 1997... Einbaumotor RVI / BERLIET</p>	<p><b>P821 316 000</b></p> <p>STD</p> <p>STD</p>	<p><b>R821 316 000</b></p>	<p><b>S821 316 000</b></p>					
	<p>ST : 87,40</p> <p>TB : 129,40</p> <p>ØH : 89,00</p> <p>Hz : -17,14 -6,23</p> <p>Hx/y : 0,00 0,00</p> <p>ØV :</p> <p>Vz : 0,00 0,00</p> <p>T1 : 14,92</p>	<p>4,00 TR15°</p> <p>3,00 SR</p> <p>4,00 SR.R</p>						
 <p>55,00 x 107,00 x 26,00</p>						<p><b>C821 142 580</b> 1x142,8*5,8</p> <p><b>C821 142 580</b> 2x142,8*5,8</p> <p><b>C821 141 240</b> 1x141*2,4</p>		
VOLVO		P821 317				Ø131,01		
 <p><b>Ø131,01</b></p>	<p><b>P821 317 000</b></p> <p>STD</p> <p>STD</p>	<p><b>R821 317 000</b></p>	<p><b>S821 317 000</b></p>					
	<p>ST : 87,40</p> <p>TB : 129,40</p> <p>ØH :</p> <p>Hz : -19,72</p> <p>Hx/y :</p> <p>ØV :</p> <p>Vz :</p> <p>T1 :</p>	<p>4,00 TR15°</p> <p>3,00</p> <p>4,00</p>						<p>Montaj Yüksekliği</p>
 <p>55,00 x 107,00 x 26,00</p>								






VOLVO		P821 318				Ø131,01	
 <p>Ø131,01</p>	<b>P821 318 000</b>	STD	STD	<b>R821 318 000</b>	<b>S821 318 000</b>		
	<b>ST :</b> 87,40 <b>TB :</b> 129,40 <b>ØH :</b> 86,00 <b>Hz :</b> -19,72 <b>Hx/y :</b> <b>ØV :</b> <b>Vz :</b> <b>T1 :</b>			4,00	TR15°		
	 <p>55,00 x 107,00 x 26,00</p>						Montaj Yüksekliği

VOLVO		P821 319				Ø131,01	
 <p>Ø131,01</p>	<b>P821 319 000</b>	STD	STD	<b>R821 319 000</b>	<b>S821 319 000</b>		
	<b>ST :</b> 87,40 <b>TB :</b> 125,00 <b>ØH :</b> 86,00 <b>Hz :</b> -19,72    -6,00 <b>Hx/y :</b> 0,00    0,00 <b>ØV :</b> <b>Vz :</b> <b>T1 :</b> 12,70			<b>R19</b>  4,00 TR15° <b>R10</b>  3,00 SR <b>R35</b>  4,00 SR.R			
	 <p>55,00 x 107,00 x 26,00</p>						Montaj Yüksekliği








VOLVO		P821 320				Ø131,01	
 <p><b>Ø131,01</b></p> <p>AP 6</p> <p><b>Diesel Engine :</b>  <b>D 12 A, Euro 2</b> R 6            Diesel, 12100cc, 250-309 kW (340-420 PS), 18,1 Turbo, LLK FH 12 1995...  <b>D 12 A, Euro 2</b>            R 6 Diesel, 12100cc, 250-309 kW (340-420 PS), 17,5:1 Turbo, LLK FH 12 (EU) 1994...10/1997  <b>D 12 A (USA) , Euro 2</b>            R 6 Diesel, 12100cc, 250-309 kW (340-420 PS), 17,5:1 Turbo, LLK FH 12 (USA) 11/1997...</p>	<b>P821 320 000</b>	STD	STD	<b>R821 320 000</b>	<b>S821 320 000</b>		
	<p>ST : 87,40</p> <p>TB : 129,40</p> <p>ØH : 86,00</p> <p>Hx : -19,72 -6,00</p> <p>Hx/y : 0,00 0,00</p> <p>ØV :</p> <p>Vz :</p> <p>T1 : 12,70</p>	<p><b>R19</b>  4,00 TR15°</p> <p><b>R10</b>  3,00 SR</p> <p><b>R35</b>  4,00 SR.R</p>					
 <p>55,00 x 107,00 x 26,00</p>							Montaj Yüksekliği
VOLVO		P821 321				Ø131,01	
 <p><b>Ø131,01</b></p>	<b>P821 321 000</b>	STD	STD	<b>R821 321 000</b>	<b>S821 321 000</b>		
	<p>ST : 47,10</p> <p>TB : 89,10</p> <p>ØH :</p> <p>Hx :</p> <p>Hx/y :</p> <p>ØV :</p> <p>Vz : 0,00 0,00</p> <p>T1 :</p>	<p><b>R19</b>  4,00 TR15°</p> <p><b>R10</b>  3,00 SR</p> <p><b>R35</b>  4,00 SR.R</p>					Montaj Yüksekliği
 <p>55,00 x 107,00 x 26,00</p>							








VOLVO		P821 322				Ø131,01		
 <b>Ø131,01</b>	<b>P821 322 000</b>	STD	STD	<b>R821 322 000</b>	<b>S821 322 000</b>			
	<b>ST :</b> 87,40 <b>TB :</b> 125,00 <b>ØH :</b> 89,00 <b>Hz :</b> -17,14    -6,00 <b>Hx/y :</b> 0,00    0,00 <b>ØV :</b> <b>Vz :</b> 0,00    0,00 <b>T1 :</b> 14,92			<b>R19</b>  4,00 TR15° <b>R10</b>  3,00 SR <b>R35</b>  4,00 SR.R				
 55,00 x 107,00 x 26,00								Montaj Yüksekliği






VOLVO		P821 323				Ø131,01		
 <b>Ø131,01</b>	<b>P821 323 000</b>	STD	STD	<b>R821 323 000</b>	<b>S821 323 000</b>	<b>L821 333 000</b>	STD	<b>K821 323 000</b>
	<b>ST :</b> 47,10 <b>TB :</b> 89,10 <b>ØH :</b> <b>Hz :</b> <b>Hx/y :</b> <b>ØV :</b> <b>Vz :</b> 0,00    0,00 <b>T1 :</b>			4,00 3,00 4,00			<b>Type :</b> W <b>Coating :</b> <b>Ø A :</b> 144,00 <b>Ø C :</b> 159,60 <b>H :</b> 11,2 <b>L :</b> 272,80 <b>F :</b> 0,90	
 55,00 x 107,00 x 26,00								

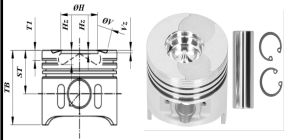





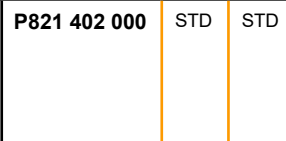







VOLVO		P821 324						Ø131,01	
 <p><b>Ø131,01</b></p> <p>AP,BB,T 6</p> <p><b>Diesel Engine :</b>  <b>D 12 A, Euro 2</b> R 6            Diesel, 12100cc, 250-309 kW (340-420 PS), 18,1 Turbo, LLK FH 12 1995...  <b>D 12 A, Euro 2</b>            R 6 Diesel, 12100cc, 250-309 kW (340-420 PS), 17,5:1 Turbo, LLK FH 12 (EU) 1994...10/1997  <b>D 12 A (USA) , Euro 2</b>            R 6 Diesel, 12100cc, 250-309 kW (340-420 PS), 17,5:1 Turbo, LLK FH 12 (USA) 11/1997...</p>	<b>P821 324 000</b>	STD	STD	<b>R821 324 000</b>	<b>S821 324 000</b>	<b>L821 334 000</b>	STD	<b>K821 324 000</b>	
	<p>ST : 87,40</p> <p>TB : 129,40</p> <p>ØH : 86,00</p> <p>Hz : -19,72</p> <p>Hx/y :</p> <p>ØV :</p> <p>Vz :</p> <p>T1 :</p>	<p>4,00 TR15°</p> <p>3,00</p> <p>4,00</p>	<p>Type : W</p> <p>Coating :</p> <p>Ø A : 143,90</p> <p>Ø C : 159,60</p> <p>H : 11,20</p> <p>L : 276,40</p> <p>F : 4,45</p>	<p>Montaj Yüksekliği</p> <p>+ 0,15 / + 0,65</p>					
 <p>55,00 x 107,00 x 26,00</p>									
VOLVO		P821 325						Ø131,01	
 <p><b>Ø131,01</b></p>	<b>P821 325 000</b>	STD	STD	<b>R821 325 000</b>	<b>S821 325 000</b>	<b>L821 334 000</b>	STD	<b>K821 325 000</b>	
	<p>ST : 48,10</p> <p>TB : 89,85</p> <p>ØH :</p> <p>Hz :</p> <p>Hx/y :</p> <p>ØV :</p> <p>Vz :</p> <p>T1 :</p>	<p><b>R16</b>  4,00 TR15°</p> <p><b>R10</b>  3,00 SR</p> <p><b>R05</b>  4,00 SR.R</p>	<p>Type : W</p> <p>Coating :</p> <p>Ø A : 143,90</p> <p>Ø C : 159,60</p> <p>H : 11,20</p> <p>L : 276,40</p> <p>F : 4,45</p>	<p>Montaj Yüksekliği</p>					
 <p>55,00 x 107,00 x 26,00</p>									








VOLVO		P821 326				Ø131,01		
 <p><b>Ø131,01</b></p> <p>AP 6</p> <p>Diesel Engine : <b>DH 12 D 340, Euro3</b> R 6 Diesel, 12100cc, 250 kW (340 PS), 18,5:1 Turbo, LLK B 12 1999...</p> <p><b>DH 12 E 340, Euro 4</b> R 6 Diesel, 12100cc, 250 kW (340 PS), 18,5:1 Turbo, LLK B 12 1999...</p>	<b>P821 326 000</b>	STD	STD	<b>R821 326 000</b>	<b>S821 326 000</b>	<b>L821 333 000</b>	STD	<b>K821 326 000</b>
	<p>ST : 87,40</p> <p>TB : 129,40</p> <p>ØH : 89,00</p> <p>Hz : -17,14    -6,00</p> <p>Hx/y : 0,00    0,00</p> <p>ØV :</p> <p>Vz : 0,00    0,00</p> <p>T1 : 14,92</p>	<p><b>R19</b>  4,00 TR15°</p> <p><b>R10</b>  3,00 SR</p> <p><b>R35</b>  4,00 SR.R</p>		<p>Type : W</p> <p>Coating :</p> <p>Ø A : 144,00</p> <p>Ø C : 159,60</p> <p>H : 11,2</p> <p>L : 272,80</p> <p>F : 0,90</p>		<p>Montaj Yüksekliği</p>		
 <p>55,00 x 107,00 x 26,00</p>								



VOLVO		P821 327				Ø131,01		
 <p><b>Ø131,01</b></p>	<b>P821 327 000</b>	STD	STD	<b>R821 327 000</b>	<b>S821 327 000</b>			
	<p>ST : 75,90</p> <p>TB : 115,00</p> <p>ØH : 89,00</p> <p>Hz : -18,10    -7,00</p> <p>Hx/y : 0,00    0,00</p> <p>ØV :</p> <p>Vz :</p> <p>T1 : 12,50</p>	<p><b>R17</b>  3,50 TR15°</p> <p><b>R08</b>  2,50 SR</p> <p><b>R35</b>  3,00 SR</p>		<p>Montaj Yüksekliği</p>				
 <p>58,00 x 76,00 x 22,00</p>								








VOLVO		P821 401				Ø144,00		
 <p><b>IP</b> INNO PISTON PISTON - LINER - RING</p>	<b>P821 401 000</b>	STD	STD	<b>R821 401 000</b>	<b>S821 401 000</b>	<b>L821 435 000</b>	STD	<b>K821 401 000</b>
	 <p><b>Ø144</b></p> <p>RC,OCP,T 6</p> <p>Diesel Engine : <b>TAD 1630 G, TAD 1630 P, TWD 1630 P</b></p> <p><b>P</b> R6 Diesel, 16120cc 440 kW (598 Ps), 15:1</p> <p><b>TAD 1630 GE</b> R6 Diesel, 16120cc 480 kW (653 Ps), 15:1 1995....</p>	<p>ST : 110,50</p> <p>TB : 163,50</p> <p>ØH : 80,00</p> <p>Hz : -33,40</p> <p>Hx/y : 0,00 0,00</p> <p>ØV : 47,50 49,50</p> <p>Vz : -1,60 -1,60</p> <p>T1 : 16,50</p>			<p><b>R19</b>  4,50 TR15°</p> <p><b>R08</b>  3,50 SR</p> <p><b>R35</b>  5,00 SR.R</p>		<p>Type : W</p> <p>Coating :</p> <p>Ø A : 158,90</p> <p>Ø C : 171,94</p> <p>H : 13,095</p> <p>L : 315</p> <p>F : 2,00</p>	
 <p>60,00 x 115,00 x 26,00</p>						<p><b>C821 169 240</b> 1x169*2,4</p> <p><b>C821 155 250</b> 2x155*2,5</p> <p><b>C821 157 580</b> 2x157,6*5,8</p> <p><b>C821 157 580</b> 1x157,6*5,8</p>		
VOLVO		P821 402				Ø144,00		
 <p><b>IP</b> INNO PISTON PISTON - LINER - RING</p>	<b>P821 402 000</b>	STD	STD	<b>R821 402 000</b>	<b>S821 402 000</b>	<b>L821 435 000</b>	STD	<b>K821 402 000</b>
	 <p><b>Ø144</b></p> <p>RC,OCP,BB,EP,T 6</p> <p>Diesel Engine : FH 16 1994...- <b>D16A / D16D470 / D16A520 / D16B520</b></p> <p>6-Cyl. 16100cc 346-382 KW (470-520 PS)</p>	<p>ST : 110,50</p> <p>TB : 163,50</p> <p>ØH : 80,00</p> <p>Hz : -28,70 -8,00</p> <p>Hx/y : 0,00 0,00</p> <p>ØV : 47,50 49,50</p> <p>Vz : -1,65 -1,65</p> <p>T1 : 16,50</p>			<p><b>R19</b>  4,50 TR15°</p> <p><b>R06</b>  3,50 SR</p> <p><b>R35</b>  5,00 SR.R</p>		<p>Type : W</p> <p>Coating :</p> <p>Ø A : 158,90</p> <p>Ø C : 171,94</p> <p>H : 13,095</p> <p>L : 315</p> <p>F : 2,00</p>	
 <p>60,00 x 115,00 x 26,00</p>						<p><b>C821 169 240</b> 1x169*2,4</p> <p><b>C821 155 250</b> 2x155*2,5</p> <p><b>C821 157 580</b> 2x157,6*5,8</p> <p><b>C821 157 580</b> 1x157,6*5,8</p>		


**VOLVO P821 403 Ø144,00**

 <p><b>Ø144</b></p> <p>RC,OCP,T 6</p> <p>Diesel Engine : <b>D16C550,</b> <b>D16C610 Euro3</b> 6 Cyl. 16120cc, 404-449 kW (549-611 PS) 18,1:1, Hub 165mm, Turbo, LLK, 24 Ventile FH 16/540, FH 16/550, FH 01/2003... 08/2007 FH 16/550 01/2003...05/2005 VT 880-610, VT 880-550 01/2005...12/2007</p>	<b>P821 403 000</b>	STD	STD	<b>R821 403 000</b>	<b>S821 403 000</b>	<b>L821 436 000</b> <b>L821 436 001</b>	STD	<b>K821 403 000</b> <b>K821 403 001</b>
	<p><b>ST :</b> 90,60</p> <p><b>TB :</b> 142,10</p> <p><b>ØH :</b> 98,00</p> <p><b>H<sub>z</sub> :</b> -19,30    -6,10</p> <p><b>H<sub>x/y</sub> :</b> 0,00    0,00</p> <p><b>ØV :</b></p> <p><b>V<sub>z</sub> :</b></p> <p><b>T1 :</b> 15,00</p>	<p><b>R20</b>  4,50 TR15°</p> <p><b>R08</b>  3,50 SR</p> <p><b>R35</b>  4,00 SR.R</p>		<p><b>Type :</b> W</p> <p><b>Coating :</b></p> <p><b>Ø A :</b> 166,00</p> <p><b>Ø C :</b> 177,00</p> <p><b>H :</b> 13,20</p> <p><b>L :</b> 288,35</p> <p><b>F :</b> 0,65</p>		<b>Montaj Yüksekliği</b>		
 <p>63,00 x 119,00 x 28,00</p>								






**YANMAR P859 601 Ø68,00**

 <p><b>Ø68</b></p> <p>Diesel Engine:</p>	<b>P859 601 000</b>	STD	STD	<b>R859 601 000</b>	<b>S859 601 000</b>			
	<b>P859 601 050</b>	STD	+0,50	<b>R859 601 050</b>	<b>S859 601 050</b>			
<p><b>ST :</b> 35,50</p> <p><b>TB :</b> 65,80</p> <p><b>ØH :</b></p> <p><b>H<sub>z</sub> :</b></p> <p><b>H<sub>x/y</sub> :</b></p> <p><b>ØV :</b></p> <p><b>V<sub>z</sub> :</b></p> <p><b>T1 :</b> 10,60</p>	<p><b>R11</b>  2,00 ETR7°</p> <p>1,50 SR</p> <p>4,00 SR</p>				<b>Montaj Yüksekliği</b>			
<p>x                    x</p>								






YANMAR		P859 701				Ø70,00			
 <p><b>Ø70</b></p> <p>SP,T</p> <p>Diesel Engine: 3TNV70</p>	<b>P859 701 000</b> <b>P859 701 050</b>	STD STD	STD +0,50	<b>R859 701 000</b> <b>R859 701 050</b>	<b>S859 701 000</b> <b>S859 701 050</b>				
	ST : 34,00 TB : 62,00 ØH : 21,00 Hz : -2,00    -0,70 Hx/y : ØV : Vz : T1 : 8,30	1,50 ETR7° 1,50 SR 3,00 SR							Montaj Yüksekliği
	 <p>22,00 x 54,00 x 13,00</p>								
YANMAR		P859 702				Ø76,00			
 <p><b>Ø76</b></p> <p>RC,SP</p> <p>Diesel Engine: 3TNV76</p>	<b>P859 702 000</b> <b>P859 702 050</b>	STD STD	STD +0,50	<b>R859 702 000</b> <b>R859 702 050</b>	<b>S859 702 000</b> <b>S859 702 050</b>				
	ST : 36,50 TB : 68,50 ØH : 24,00 Hz : -2,50    -75,00 Hx/y : ØV : Vz : T1 : 9,30	R11  1,50 ETR7° R01  1,50 SR R35  3,00 SR						Montaj Yüksekliği	
	 <p>22,00 x 58,50 x 14,00</p>								

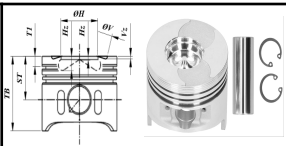



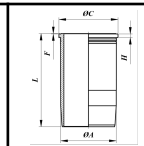







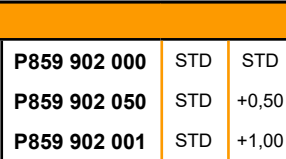

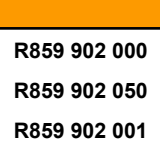
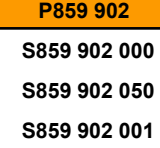










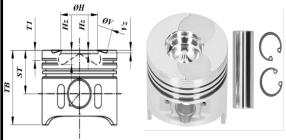



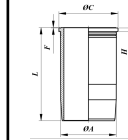





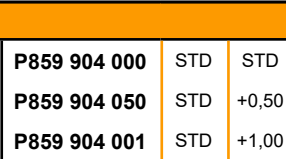





**YANMAR P859 801 Ø84,00**

 <p><b>Ø84</b></p> <p>SP</p> <p>Diesel Engine: 3TNV84 4TNV84</p>	<p><b>P859 801 000</b> STD STD <b>R859 801 000</b> <b>S859 801 000</b></p> <p><b>P859 801 050</b> STD +0,50 <b>R859 801 050</b> <b>S859 801 050</b></p> <p><b>P859 801 001</b> STD +1,00 <b>R859 801 001</b> <b>S859 801 001</b></p>							
	<p>ST : 47,35</p> <p>TB : 84,00</p> <p>ØH : 41,30</p> <p>Hz : -15,00 -8,00</p> <p>Hx/y : 0,00 0,00</p> <p>ØV :</p> <p>Vz :</p> <p>T1 : 8,50</p>	<p><b>R01</b>  2,00 SR</p> <p><b>R01</b>  2,00 SR</p> <p><b>R35</b>  4,00 SR</p>						
	 <p>26,00 x 70,00 x 14,00</p>							Montaj Yüksekliği

**YANMAR P859 802 Ø88,00**







 <p><b>Ø88</b></p> <p>SP</p> <p>Diesel Engine : <b>4TNV88</b> <b>3TNV88</b></p>	<p><b>P859 802 000</b> STD STD <b>R859 802 000</b> <b>S859 802 000</b></p> <p><b>P859 802 050</b> STD +0,50 <b>R859 802 050</b> <b>S859 802 050</b></p> <p><b>P859 802 001</b> STD +1,00 <b>R859 802 001</b> <b>S859 802 001</b></p>							
	<p>ST : 47,30</p> <p>TB : 84,00</p> <p>ØH : 42,80</p> <p>Hz : -15,50 -8,60</p> <p>Hx/y : 4,00 -1,25</p> <p>ØV :</p> <p>Vz :</p> <p>T1 : 8,00</p>	<p><b>R01</b>  2,00 SR</p> <p><b>R07</b>  2,00 SR</p> <p><b>R35</b>  4,00 SR</p>						
	 <p>26,00 x 70,00 x 14,00</p>							Montaj Yüksekliği





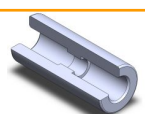
YANMAR		P859 901				Ø92,00			
      	 <b>Ø92</b> RC,SP  Diesel Engine : <b>4TNE92</b>	<b>P859 901 000</b> STD STD <b>P859 901 050</b> STD +0,50 <b>P859 901 001</b> STD +1,00	<b>R859 901 000</b> <b>R859 901 050</b> <b>R859 901 001</b>	<b>S859 901 000</b> <b>S859 901 050</b> <b>S859 901 001</b>					
	ST : 60,50 TB : 104,50 ØH : Hz : -1,80 -3,20 Hx/y : ØV : Vz : T1 : 12,30	<b>R11</b>  2,00 ETR7° <b>R01</b>  2,00 SR <b>R35</b>  3,00 SR							
	 30,00 x 73,00 x 14,50								Montaj Yüksekliği
YANMAR		P859 902				Ø94,00			
      	 <b>Ø94</b> RC,SP  Diesel Engine : <b>4TNE94</b> <b>4D94E</b>	<b>P859 902 000</b> STD STD <b>P859 902 050</b> STD +0,50 <b>P859 902 001</b> STD +1,00	<b>R859 902 000</b> <b>R859 902 050</b> <b>R859 902 001</b>	<b>S859 902 000</b> <b>S859 902 050</b> <b>S859 902 001</b>					
	ST : 60,50 TB : 104,50 ØH : Hz : -1,80 -3,20 Hx/y : ØV : Vz : T1 : 12,30	<b>R11</b>  2,00 ETR7° <b>R01</b>  2,00 SR <b>R35</b>  3,00 SR							Montaj Yüksekliği
	 30,00 x 73,00 x 14,50								

YANMAR		P859 903				Ø94,00		
       	 <b>Ø94</b>	<b>P859 903 000</b> STD STD <b>P859 903 050</b> STD +0,50 <b>P859 903 001</b> STD +1,00	<b>R859 903 000</b> <b>R859 903 050</b> <b>R859 903 001</b>	<b>S859 903 000</b> <b>S859 903 050</b> <b>S859 903 001</b>				
	<b>ST :</b> 59,75 <b>TB :</b> 103,75 <b>ØH :</b> <b>Hz :</b> -1,80 -3,20 <b>Hx/y :</b> <b>ØV :</b> <b>Vz :</b> <b>T1 :</b> 11,65	2,50 ETR7° 2,00 SR 4,50 SR						
 30,00 x 73,00 x 14,50								Montaj Yüksekliği
YANMAR		P859 904				Ø94,00		
  <b>Ø94</b> RC,SP,T 4 Diesel Engine : 4D94LE-16 4TNE94 4D94	<b>P859 904 000</b> STD STD <b>P859 904 050</b> STD +0,50 <b>P859 904 001</b> STD +1,00	<b>R859 904 000</b> <b>R859 904 050</b> <b>R859 904 001</b>	<b>S859 904 000</b> <b>S859 904 050</b> <b>S859 904 001</b>	<b>L859 901 000</b>	STD	<b>K859 904 000</b>		
	<b>ST :</b> 55,40 <b>TB :</b> 99,40 <b>ØH :</b> <b>Hz :</b> -2,30 -3,80 <b>Hx/y :</b> <b>ØV :</b> <b>Vz :</b> <b>T1 :</b> 12,00	<b>R11</b>  2,00 ETR7° <b>R01</b>  2,00 SR <b>R35</b>  3,00 SR	<b>Type :</b> DC <b>Coating :</b> <b>Ø A :</b> 97,00 <b>Ø C :</b> <b>H :</b> <b>L :</b> 190,00 <b>F :</b>					Montaj Yüksekliği
 30,00 x 73,00 x 14,50								










YANMAR		P859 905				Ø98,00		
 <p><b>Ø98</b> RC,SP 4 Diesel Engine : <b>4TNE98</b></p>	<b>P859 905 000</b> <b>P859 905 050</b> <b>P859 905 001</b>	STD STD STD	STD +0,50 +1,00	<b>R859 905 000</b> <b>R859 905 050</b> <b>R859 905 001</b>	<b>S859 905 000</b> <b>S859 905 050</b> <b>S859 905 001</b>	<b>L859 902 000</b>	STD 	<b>K859 905 000</b>
	ST : 55,40 TB : 99,40 ØH : Hz : -2,10    -3,80 Hx/y : ØV : Vz : T1 : 16,50	<b>R11</b>  2,00 ETR7° <b>R06</b>  2,00 SR <b>R35</b>  3,00 SR	Type : DC Coating : Ø A : 101,00 Ø C : H : L : 190,00 F :	Montaj Yüksekliği				
	 30,00 x 73,00 x 14,50							






YANMAR		P859 906				Ø98,00		
 <p><b>Ø98</b> RC,SP Diesel Engine: <b>4TNV98</b></p>	<b>P859 906 000</b> <b>P859 906 050</b> <b>P859 906 001</b>	STD STD STD	STD +0,50 +1,00	<b>R859 906 000</b> <b>R859 906 050</b> <b>R859 906 001</b>	<b>S859 906 000</b> <b>S859 906 050</b> <b>S859 906 001</b>			
	ST : 55,00 TB : 98,90 ØH : 49,90 Hz : -17,50    -9,50 Hx/y : 0,00    0,00 ØV : Vz : T1 : 8,75	<b>R11</b>  2,00 ETR7° <b>R01</b>  2,00 SR <b>R35</b>  3,00 SR.R		Montaj Yüksekliği				
	 30,00 x 73,00 x 14,50							



**YANMAR P859 001 Ø100,00**






 <p><b>Ø100</b> RC,SP</p> <p>Diesel Engine:</p>	<p><b>P859 001 000</b> STD STD <b>R859 001 000</b> <b>S859 001 000</b> <b>L453 007 000</b> STD <b>K859 001 000</b></p> <p><b>P859 001 050</b> STD +0,50 <b>R859 001 050</b> <b>S859 001 050</b> <b>L453 007 001</b> Ø A : -,1 <b>K859 001 001</b></p>						
	<p>ST : 44,05 TB : 85,05 ØH : 56,90 Hz : -18,20 -3,00 Hx/y : 0,00 0,00 ØV : Vz : T1 : 11,65</p>	<p><b>R02</b>  2,00 SR <b>R21</b>  2,00 SR <b>R35</b>  3,00 SR</p>	<p>Type : DS Coating : Ø A : 113,10 Ø C : H : L : 202,2 F :</p>	<p>Montaj Yüksekliği</p>			
	 <p>30,00 x 74,00 x 11,00</p>						

**YANMAR P859 002 Ø106,00**






 <p><b>Ø106</b> RC,SP</p> <p>Diesel Engine : <b>4TNV106</b></p>	<p><b>P859 002 000</b> STD STD <b>R859 002 000</b> <b>S859 002 000</b></p> <p><b>P859 002 050</b> STD +0,50 <b>R859 002 050</b> <b>S859 002 050</b></p> <p><b>P859 002 001</b> STD +1,00 <b>R859 002 001</b> <b>S859 002 001</b></p>					
	<p>ST : 61,45 TB : 111,45 ØH : 55,00 Hz : -19,60 -10,40 Hx/y : 0,00 0,00 ØV : Vz : T1 : 9,20</p>	<p><b>R11</b>  2,50 ETR7° <b>R01</b>  2,00 SR <b>R35</b>  3,00 SR</p>		<p>Montaj Yüksekliği</p>		
	 <p>37,00 x 83,50 x 19,00</p>					



**YANMAR P859 003 Ø106,00**






 <p><b>Ø106</b> RC,SP Diesel Engine : 4TNE106</p>	<p><b>P859 003 000</b> STD STD <b>R859 003 000</b> <b>S859 003 000</b></p> <p><b>P859 003 050</b> STD +0,50 <b>R859 003 050</b> <b>S859 003 050</b></p> <p><b>P859 003 001</b> STD +1,00 <b>R859 003 001</b> <b>S859 003 001</b></p>							
	<p>ST : 61,20 TB : 111,20 ØH : 60,45 Hz : -19,80 -8,00 Hx/y : -4,50 3,00 ØV : 42,50 48,00 Vz : -1,60 -1,40 T1 : 8,70</p>	<p><b>R11</b>  2,50 ETR7° <b>R01</b>  2,00 SR <b>R35</b>  3,00 SR</p>						
	 <p>37,00 x 83,50 x 19,00</p>							Montaj Yüksekliği

**YANMAR P859 004 Ø106,00**







 <p><b>Ø106</b> RC,SP Diesel Engine :</p>	<p><b>P859 004 000</b> STD STD <b>R859 004 000</b> <b>S859 004 000</b></p> <p><b>P859 004 050</b> STD +0,50 <b>R859 004 050</b> <b>S859 004 050</b></p> <p><b>P859 004 001</b> STD +1,00 <b>R859 004 001</b> <b>S859 004 001</b></p>							
	<p>ST : 61,25 TB : 111,25 ØH : 60,30 Hz : -21,35 -8,00 Hx/y : -3,75 3,75 ØV : Vz : T1 : 9,00</p>	<p><b>R11</b>  2,50 ETR7° <b>R01</b>  2,00 SR <b>R35</b>  3,00 SR</p>						Montaj Yüksekliği
	 <p>37,00 x 83,50 x 19,00</p>							


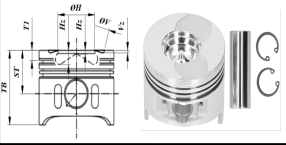


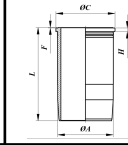

















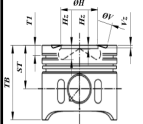



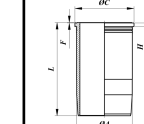








**YMZ P856 005 Ø105,00**

 <b>Ø105</b> RC,OCP,T 4/6 <b>Diesel Engine:</b> <b>YMC 530 FCEC</b> <b>YAMZ</b> <b>ISF 2.8 - 3.8 DIESEL</b> <b>TRUCK,</b> <b>JENERATOR,</b>	<b>P856 005 000</b> STD STD <b>P856 005 050</b> STD +0,50	<b>R856 005 000</b> <b>R856 005 050</b>	<b>S856 005 000</b> <b>S856 005 050</b>				
	ST : 67,00 TB : 105,00 ØH : 61,51 Hz : -16,60 -5,65 Hx/y : 0,00 0,00 ØV : 37,00 35,00 Vz : -1,20 -1,20 T1 : 14,00	<b>R17</b>  3,50 TR15° <b>R08</b>  2,50 SR <b>R35</b>  4,00 SR.R					
 45,00 x 82,00 x 22,00							Montaj Yüksekliği

**ZETOR P883 001 Ø100,00**

 <b>Ø100</b> 3/4 <b>Diesel Engine :</b> <b>4701</b> , 2592 ccm,Tractor 4711, 4712, 4718, 1972- <b>6701</b> , 3456 ccm, Tractor 5911, 6211, 6711, 6718, 5945, 6245, 6745, 6748 , 1972-	<b>P883 001 000</b> STD STD <b>P883 001 000</b> STD STD	<b>R883 001 000</b> <b>S883 001 000</b>	<b>L883 001 000</b> STD <b>K883 001 000</b>				
	ST : 66,00 TB : 116,00 ØH : 50,00 Hz : -18,60 -13,20 Hx/y : 0,00 0,00 ØV : Vz : T1 : 16,85	<b>R01</b>  3,00 SR <b>R06</b>  3,00 SR <b>R06</b>  3,00 SR <b>R35</b>  5,00 SR		Type : W Coating : Ø A : 115 Ø C : 123 H : 10 L : 225,5 F : 0,4			
 35,00 x 85,00 x 20,00							

ZETOR		P883 002				Ø100,00			
      	 <p><b>Ø100</b></p> <p>3/4 Diesel Engine :</p>	P883 002 000	STD	STD	R883 002 000	S883 002 000	L883 001 000	STD	K883 002 000
	<p>ST : 66,50</p> <p>TB : 116,50</p> <p>ØH : 52,75</p> <p>H<sub>z</sub> : -21,80    -18,25</p> <p>H<sub>x/y</sub> : 0,00    0,00</p> <p>ØV :</p> <p>V<sub>z</sub> :</p> <p>T1 : 16,85</p>	<p>R01  3,00 SR</p> <p>R06  3,00 SR</p> <p>R06  3,00 SR</p> <p>R35  5,00 SR</p>	<p>Type : W</p> <p>Coating :</p> <p>Ø A : 115</p> <p>Ø C : 123</p> <p>H : 10</p> <p>L : 225,5</p> <p>F : 0,4</p>	<p>Montaj Yüksekliği</p>					
 <p>35,00 x 85,00 x 20,00</p>									
ZETOR		P883 003				Ø102,00			
 <p><b>Ø102</b></p> <p>T 3/4 Diesel Engine :</p> <p><b>4901</b>, R 3, 2696 cm<sup>3</sup>, 26 - 33 kW (35 - 45 PS), 17:1 / 4911 / 4945</p> <p><b>5201</b>, R 3, 5211 / 5245 /</p> <p><b>6901</b>, R 4, 3595 cm<sup>3</sup>, 42 - 45,5 kW (57 - 62 PS), 17:1</p> <p><b>6211</b>, 1978... / 6911 1978...</p> <p>/ <b>7201</b>, R 4, 7011 / 7045</p>	P883 003 000	STD	STD	R883 003 000	S883 003 000	L883 002 000	STD	K883 003 000	
	<p>ST : 66,50</p> <p>TB : 116,50</p> <p>ØH : 47,50</p> <p>H<sub>z</sub> : -22,50    -13,50</p> <p>H<sub>x/y</sub> : 0,00    0,00</p> <p>ØV :</p> <p>V<sub>z</sub> :</p> <p>T1 : 16,70</p>	<p>R01  3,00 SR</p> <p>R06  3,00 SR</p> <p>R06  3,00 SR</p> <p>R34  5,00 SR.R</p>	<p>Type : W</p> <p>Coating :</p> <p>Ø A : 116</p> <p>Ø C : 124</p> <p>H : 10,07</p> <p>L : 225,7</p> <p>F : 0,7</p>	<p>Montaj Yüksekliği</p>					
 <p>35,00 x 85,00 x 20,00</p>									

ZETOR		P883 101				Ø110,00		
       	<b>P883 101 000</b>	STD	STD	<b>R883 101 000</b>	<b>S883 101 000</b>	<b>L883 103 000</b> <b>L883 103 001</b>	STD Ø A : -,5	<b>K883 101 000</b> <b>K883 101 001</b>
	 <p><b>Ø110</b></p> <p>3/4/6</p> <p><b>Diesel Engine :</b></p> <p><b>GM 01</b>, R 3, 3421 cm<sup>3</sup>, 37,5 - 41 kW (51 - 56 PS), 15,6:1 / 8001 1969... / 8401 1969... / 8001, R 4, 4562 cm<sup>3</sup>, 55 - 56 kW (75 - 76 PS), 17:1 / 8011 1969... / 8045 1969...</p> <p><b>GZ 01</b>, R 4, 4562 cm<sup>3</sup>, 55 - 56 kW (75 - 76 PS), 17:1 / 8011 1969... / 8045 1969... / 8601, R 6, 6842 cm<sup>3</sup>, 84 - 87 kW (114 - 118 PS), 17:1 / 8611 1969... / 12011 1969... / 12045 1969... / 12145 1969...</p>	ST : 76,00 TB : 128,00 ØH : 55,00 Hz : -21,50    -17,70 Hx/y : -5,50    -1,00 ØV : Vz : T1 : 19,05	<b>R01</b>  3,00 SR <b>R06</b>  3,00 SR <b>R21</b>  3,00 SR <b>R35</b>  6,00 SR	<b>Type</b> : W <b>Coating</b> : Ø A : 127,00 Ø C : 136,00 H : 10,07 L : 233,7 F : 0,70	<b>Montaj Yüksekliği</b> +0,33 +0,66			
 <p>40,00 x 93,00 x 23,00</p>	<b>C883 090 900</b> 9x90-1 <b>C883 030 200</b> 3x30-2							